

BOZEMAN^{MT}

Building

BUILDING PERMIT REPORT

	Dec-2017		Dec-2016		FYTD as of December 2017		FYTD as of December 2016		FISCAL YEAR 2018
	THIS MONTH - FY2018	THIS MONTH - FY2017	THIS MONTH - FY2017	THIS MONTH - FY2017	FY TO DATE - FY2018	FY TO DATE - FY2018	FY TO DATE - FY2017	FY TO DATE - FY2017	
NEW CONSTRUCTION	NO	VALUATION	NO	VALUATION	NO.	VALUATION	NO	VALUATION	
SINGLE FAMILY	15	3,625,695.00	26	6,011,742.00	198	46,886,527.00	143	35,283,914.00	
DUPLEX	-	-			21	7,508,445.00	9	3,583,206.00	
MULTI-FAMILY DECEMBER UNITS - 3	1	500,079.00			31	26,144,023.00	9	13,055,228.00	
FISCAL YEAR TOTAL UNITS - 223					-	Units 223	-	138 Units	
MISC (GARAGE, SHED, ADU ETC.)	1	86,940.00	2	131,302.00	13	1,210,946.00	14	1,003,218.00	
ASSEMBLY	-	-			-	-	2	135,044.00	
BUSINESS	1	1,987,852.00	1	1,522,393.00	10	10,848,315.00	7	3,668,637.00	
EDUCATIONAL	-	-	2	48,600,000.00	1	75,000.00	1	247,500.00	
FACTORY	-	-			-	-	-	-	
HAZARDOUS	-	-			-	-	-	-	
INSTITUTIONAL	-	-			-	-	-	-	
MERCHANTILE	-	-			-	-	-	-	
MOTEL/HOTEL	-	-			-	-	1	2,190,871.00	
STORAGE / OTHER	1	20,000.00	1	80,000.00	12	3,033,461.00	11	3,568,663.00	
TOTAL	19	6,220,566.00	32	56,345,437.00	286	95,706,717.00	197	62,736,281.00	
ADDITION/REMODEL	NO.	VALUATION	NO.	VALUATION	NO.	VALUATION	NO.	VALUATION	
RESIDENTIAL	10	210,174.00	9	345,686.00	92	3,102,245.00	105	2,683,377.00	
COMMERCIAL	7	926,006.00	14	6,233,601.00	77	16,687,129.00	107	56,564,947.00	
TOTAL	17	1,136,180.00	23	6,579,287.00	169	19,789,374.00	212	59,248,324.00	
CONSTRUCTION VALUE									
REVENUE	NO	AMOUNT	NO	AMOUNT	NO	AMOUNT	NO	AMOUNT	
BUILDING	55	20,723.75	63	48,147.47	529	226,032.13	433	191,575.84	
PLAN CHECK	93	32,850.39	100	32,767.99	864	247,390.84	602	257,697.30	
ELECTRICAL	64	7,922.50	59	5,895.75	419	51,937.50	354	39,672.45	
PLUMBING/MECHANICAL	77	6,871.04	95	9,141.50	627	84,794.76	501	58,383.71	
FIRE ALARM /SPRINKLER SYSTEM	13	1,922.00	5	301.25	31	5,650.50	43	5,411.00	
DEMOLITION / MOVING	-	-	-	-	19	2,700.00	10	1,111.00	
CODE ENFORCEMENT	-	-	2	150.00		-	1	75.00	
SIGNS PERMITS	6	251.00	3	230.75	47	2,566.25	28	1,918.50	
PENALTIES	4	594.00	2	638.75	19	2,338.00	8	841.50	
EXTENSION FEES	7	499.50	5	375.00	36	2,574.50	16	1,200.00	
INSPECTION FEES	-	-	-	-	4	525.00	3	712.50	
MISC REVENUE	-	-	-	-	2	59.00	4	114.00	
TOTAL	319	71,634.18	334	97,648.46	2,597	626,568.48	2,003	558,712.80	

City Manager
 PO Box 1230
 Bozeman MT 59771

Dear City Manager:

The following report is submitted to show the permits issued and fees charged for the month of December 2017. The list of building, plumbing and electrical permits are attached in addition to the monthly and yearly summary of housing and commercial building activity.

	2017		2016	
	No.	Fee	No.	Fee
Electrical Permits	64	7,922.50	59	5,895.75
Plumbing/Mechanical Permits	77	6,871.04	95	9,141.50
Moving Permits	-	-	-	-
Demolition Permits	-	-	-	-
Fire Alarm/Suppression Systems	13	1,922.00	5	301.25
Inspection Fees	-	-	-	-
Sign Permits	6	251.00	3	230.75
Code Enforcement	-	-	2	150.00
Penalty Fees	4	594.00	2	638.75
Plan Check Fees	93	32,850.39	100	32,767.99
Building Permits	55	20,723.75	63	48,147.47
SUB-TOTALS:	312	71,134.68	329	97,273.46
Other Bldg Div Rev.				
Building Bond Fees				
New Water	14	3,927.98	21	6,128.56
New Sewer	14	294.00	22	462.00
Water/Sewer Inspection Fee	14	1,400.00	22	2,200.00
Eng. Maps/Prints/Docs	3	70.33	2	11.00
Floodplain Dev. Permits				
Storm Water Permit				
Degradation Permit				
Street Cut Permits				
Cash-in-Lieu of Water Rights				
Other Eng. Misc. Rev.				
Planning Docs/Maps				
Encroachment Permits				
Planning Reuse permit			1	125.00
Planning Review Residential	14	720.00	17	850.00
Planning Review Commercial	6	660.00	11	1,155.00
Planning Review Signs	14	294.00	3	390.00
Business Licenses	537	28,076.50	873	44,410.00
Master Plan Amendment				
Improvements Agreement				
Other Planning Div. Rev.			15	584.96
Zoning/Comm. Dev. Docs/Maps				
Deposits / Rent Chall Gardens				
Certificate of Appropriateness COA				
Zone Map/Code Amendments				
Pay-in-lieu of Parks			1	25.00
Planning & Zoning	30	64,006.22	43	158,778.38
Parade / Public Assembly Permit	2	70.00	3	320.00
Film Permit				
Annexation Fees				
Other Zoning/CD Rev/Sign Tag				
Planned Unit Development - PUD				
Street Impact Fees	19	128,036.79	21	451,505.50
Fire Impact Fees	18	6,287.22	20	58,358.88
Water Impact Fees	19	86,192.89	19	154,864.42
WasteWater Impact Fees	19	53,286.74	19	109,372.15
SUB-TOTAL:	723	373,322.67	1,113	989,540.85
TOTAL RECEIPTS:	1,035	444,457.35	1,442	1,086,814.31

Respectfully submitted,

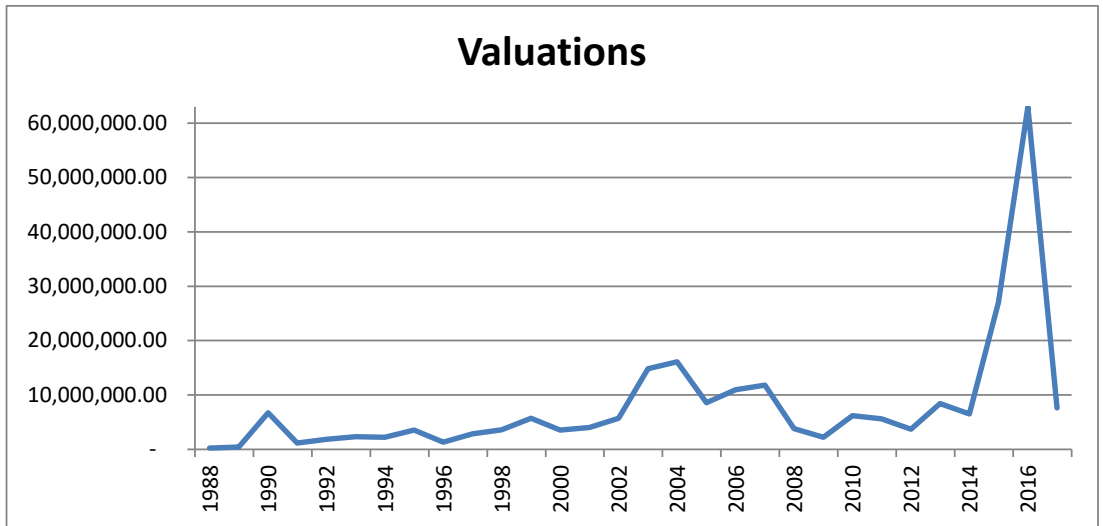
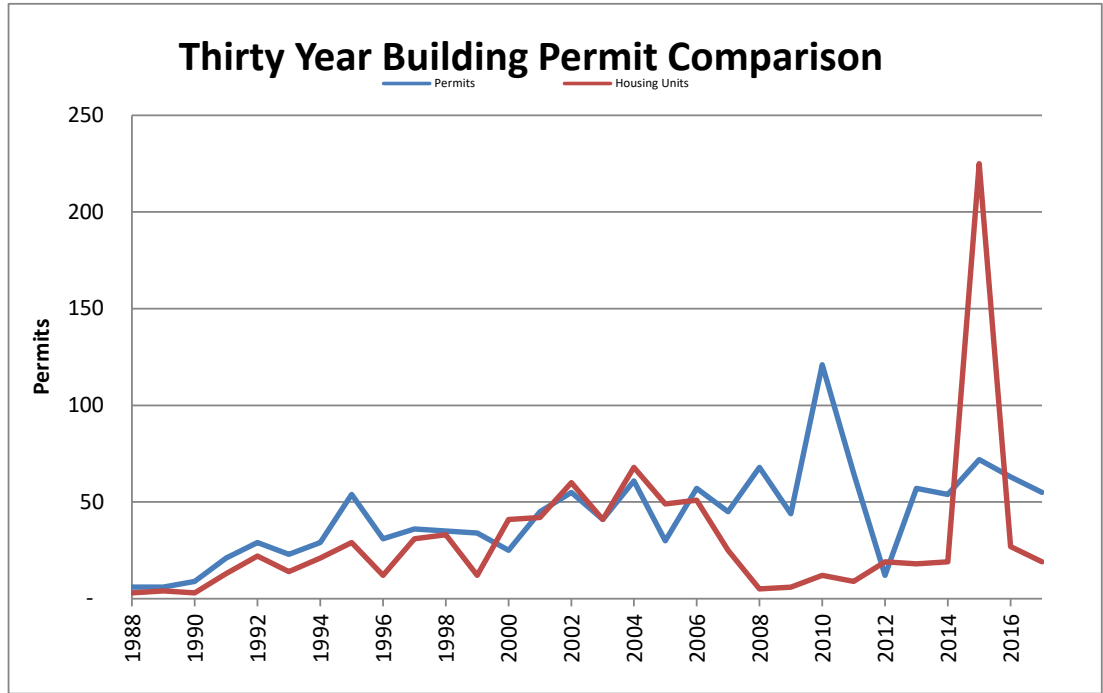
Bob Risk
 Chief Building Official

December 2017 - Building Permits											
DATE	PERMIT #		ADDRESS	OWNER	CONTRACTOR	PERMIT FEE	PLAN CHECK	SO FOOT	VALUATION	DESCRIPTION	
12/01/17	17 26131	1105 E	MAIN	EAST MAIN HOLDINGS, LLC	DICK ANDERSON CONSTRUCTION, INC	4,116.00	5,884.17	17,147	1,987,852.00	COMM OFFICES, BANKS, PROF. BLDGS	
12/05/17	17 26198	7979	GOLDENSTEIN	CITY OF BOZEMAN	RS CONSTRUCTION & EXCAVATION	169.50	156.94	86	20,000.00	COMM PUBLIC WKS & UTILITIES	
						4,285.50	6,041.11	17,233	2,007,852.00		
12/22/17	17 26252	23 E	MAIN	23 E MAIN STREET HOLDINGS LLC	YELLOWSTONE TRADITIONS, INC	1,171.25	1,208.81	498	500,000.00	COMM ADDITION	
12/08/17	17 26295	387	GALLATIN PARK	BON TON PARTNERS LLC	LANGLAS & ASSOCIATES, INC	184.50	214.34	528	22,000.00	COMM TENANT IMPROVEMENT	
12/13/17	17 25910	300 N	WILLSON	VIOLICH, PAUL A TRUST 90% INT	STEELHEAD COMMUNICATIONS INC	94.50	61.43	-	10,000.00	COMM TENANT IMPROVEMENT	
12/15/17	17 26029	1716 W	MAIN	BEAVERPOND HOLDINGS LLC	ROTHERHAM CONSTRUCTION, INC	211.75	429.98	1,584	80,000.00	COMM TENANT IMPROVEMENT	
12/22/17	17 26103	1400 S	19TH	MT DEPT OF FISH WDLIF & PARKS	CS STRUCTURES INC	1,051.25	1,994.37	2,500	300,000.00	COMM TENANT IMPROVEMENT	
12/28/17	17 26345	0	MSU - HANNON HALL	MONTANA STATE UNIVERSITY	ROTHERHAM CONSTRUCTION, INC	72.00	118.63	275	7,000.00	COMM TENANT IMPROVEMENT	
12/15/17	17 26363	417 W	MENDENHALL	MENDENHALL PROPERTIES LLC	DURANT CONSTRUCTION	79.50	-	-	7,006.00	COMMERCIAL REROOF	
						2,864.75	4,027.56	5,385	926,006.00		
12/04/17	17 25441	117 E	OAK	SCOTT DEHLENDORF	LANGLAS & ASSOCIATES, INC	94.50	-	11,822	10,000.00	FIRE PROTECTION SYSTEMS PERMIT	
12/06/17	17 25429	1185	TWIN LAKES	QUANTUM HOLDINGS	ROSA CONSTRUCTION, INC	325.75	-	20,861	50,000.00	FIRE PROTECTION SYSTEMS PERMIT	
12/08/17	17 25558	536 S	COTTONWOOD	A. O. GROUP INC	LANGLAS & ASSOCIATES, INC	374.75	-	5,663	65,000.00	FIRE PROTECTION SYSTEMS PERMIT	
12/08/17	17 25938	1010 E	MAIN	MCDERMOTT FAMILY LTD PARTNER	COUBROUGH CONSTRUCTION INC	57.00	-	1,500	5,000.00	FIRE PROTECTION SYSTEMS PERMIT	
12/08/17	17 26343	1121	REEVES	BOZEMAN HOTELS, LLC	COPPERMINE FIRE SUPPRESSION SY	26.75	-	-	1,000.00	FIRE PROTECTION SYSTEMS PERMIT	
12/08/17	17 25276	776	PROFESSIONAL	COLLEGE STATION LLC	DA LAND CO LLC	177.00	-	11,280	21,000.00	FIRE PROTECTION SYSTEMS PERMIT	
12/08/17	17 25277	766	PROFESSIONAL	COLLEGE STATION LLC	DA LAND CO LLC	166.50	-	11,280	19,000.00	FIRE PROTECTION SYSTEMS PERMIT	
12/12/17	17 26352	1001 N	ZTH	DARIGOLD INC	COPPERMINE FIRE SUPPRESSION SY	199.50	-	-	24,000.00	FIRE PROTECTION SYSTEMS PERMIT	
12/13/17	17 25558	536 S	COTTONWOOD	A. O. GROUP INC	LANGLAS & ASSOCIATES, INC	42.00	-	5,663	3,000.00	FIRE PROTECTION SYSTEMS PERMIT	
12/13/17	17 25441	117 E	OAK	SCOTT DEHLENDORF	LANGLAS & ASSOCIATES, INC	249.75	-	11,822	34,000.00	FIRE PROTECTION SYSTEMS PERMIT	
12/21/17	17 26009	150	AUTOMOTIVE	J & D FAMILY PARTNERSHIP	MILLER CONSTRUCTION, JOHN L	49.50	-	2,769	4,000.00	FIRE PROTECTION SYSTEMS PERMIT	
12/22/17	17 26131	1105 E	MAIN	EAST MAIN HOLDINGS, LLC	DICK ANDERSON CONSTRUCTION, INC	94.50	-	17,147	10,000.00	FIRE PROTECTION SYSTEMS PERMIT	
12/27/17	16 24720	211 W	MAIN	WELLS FARGO BANK	BOZEMAN FIRE PROTECTION LLC	64.50	-	-	6,000.00	FIRE PROTECTION SYSTEMS PERMIT	
						1,922.00	-	99,807	252,000.00		
12/12/17	17 26197	1203 N	ROUSE	MONTANA AVENUE PARTNERS LLC	SIGNS OF MONTANA	34.25	22.26	28	1,940.00	SIGN PERMIT	
12/12/17	17 26249	2504 W	MAIN	SC PARTNERSHIP	SIGNS OF MONTANA	26.75	17.39	-	375.00	SIGN PERMIT	
12/15/17	17 26274	2078	STADIUM	STADIUM CENTER OFFICES LLC	SIGNS & DESIGNS UNLIMITED	26.75	17.39	19	1,300.00	SIGN PERMIT	
12/19/17	17 26320	509 S	22ND	EDGERLEY, DONNA B	INK OUTSIDE THE BOX	26.75	17.39	35	450.00	SIGN PERMIT	
12/21/17	17 26243	240 E	MAIN	AKM 238 LLC	INK OUTSIDE THE BOX	79.50	51.68	-	7,336.00	SIGN PERMIT	
12/21/17	17 26294	630	BOARDWALK	630 BOARDWALK LLC	INK OUTSIDE THE BOX	57.00	37.05	19	4,325.00	SIGN PERMIT	
						251.00	163.16	101	15,726.00		
12/27/17	17 24905	468	VALLEY	PAULSON PROJECTS LLC	K III CONSTRUCTION	263.00	359.55	1,270	86,940.00	RES ACCESSORY DWELLING UNIT	
12/01/17	17 25902	5481	MAY FLY	NORTON RANCH HOMES, LLC	NORTON RANCH HOMES, LLC	450.00	547.32	2,042	183,032.00	RES SINGLE FAMILY DWELLING	
12/01/17	17 25932	5482	MAY FLY	NORTON RANCH HOMES, LLC	NORTON RANCH HOMES, LLC	646.00	758.05	2,882	268,209.00	RES SINGLE FAMILY DWELLING	
12/01/17	17 25953	3014	TRADE WIND	ANDREW WINKLER	B.R. BUILDERS	555.00	668.91	2,488	227,662.00	RES SINGLE FAMILY DWELLING	
12/04/17	17 26039	980	JOSEPHINE	ADDEO, LOUIS & GERALDINE	CHASE-SKOGEN HOMES, INC	538.00	667.78	2,406	221,884.00	RES SINGLE FAMILY DWELLING	
12/04/17	17 26183	902	JOSEPHINE	HAYDEN, BRACE & KATHLEEN	CHASE-SKOGEN HOMES, INC	534.00	673.84	2,394	218,498.00	RES SINGLE FAMILY DWELLING	
12/06/17	17 25865	2047	DENNISON	RAD HOLDINGS LLC	VELOCITY DEVELOPMENTS	771.00	917.65	3,486	310,113.00	RES SINGLE FAMILY DWELLING	
12/06/17	17 25887	3053	AUTUMN GROVE	GALLATIN VALLEY HOMES INC	GALLATIN VALLEY HOMES INC	503.00	615.88	2,258	204,554.00	RES SINGLE FAMILY DWELLING	
12/06/17	17 25914	5576	MAY FLY	NORTON RANCH HOMES	NORTON RANCH HOMES, LLC	444.00	551.51	2,010	177,093.00	RES SINGLE FAMILY DWELLING	
12/06/17	17 26154	4485	ETHAN	3B, LLC	ROSA-JOHNSON DEVELOPMENT LLC	603.00	742.61	2,740	239,483.00	RES SINGLE FAMILY DWELLING	
12/08/17	17 26102	1840 N	HUNTERS	TIGHT LINES INVESTMENTS, LLC	ROSET AND ASSOCIATES INC	755.00	854.08	3,383	311,232.00	RES SINGLE FAMILY DWELLING	
12/12/17	17 25871	5506	MAY FLY	NORTON RANCH	NORTON RANCH HOMES, LLC	512.00	619.34	1,790	209,769.00	RES SINGLE FAMILY DWELLING	
12/12/17	17 26155	4437	ETHAN	QUANTUM HOLDINGS, LLC	ROSA CONSTRUCTION, INC	603.00	737.73	2,740	239,483.00	RES SINGLE FAMILY DWELLING	
12/19/17	17 25849	3041	MACNAB	EG CONSTRUCTION	E G CONSTRUCTION LLC	887.00	1,020.19	3,963	366,524.00	RES SINGLE FAMILY DWELLING	
12/20/17	17 25762	3160	TRADE WIND	PATRICK EIBS	ROI LLC	582.00	708.53	2,609	237,570.00	RES SINGLE FAMILY DWELLING	
12/27/17	17 24904	468	VALLEY	PAULSON PROJECTS LLC	K III CONSTRUCTION	463.00	583.72	1,988	210,589.00	RES SINGLE FAMILY DWELLING	
12/19/17	17 26196	611	WESTGATE	SIMONSON, DAVID KENT	MCINTOSH CONSTRUCTION	1,212.00	1,452.73	5,421	500,079.00	RES TRIPLEX	
						10,321.00	12,479.42	45,870	4,212,714.00		
12/08/17	17 26242	310	VALLEY	HORNER, JOSEPH M & MELISSA L	DANIEL VANDYKE CONSTRUCTION, I	424.00	795.82	3,217	138,882.00	RES ADDITION	
12/07/17	17 26088	806 W	CURTISS	REGAN, EDWARD J & NANCY	MCLANE CONSTRUCTION	94.50	61.43	-	10,000.00	RES ALTERATION	
12/07/17	17 26337	1021 N	5TH	HRDC OF DIST IX INC	OWNER IS GENERAL	42.00	27.30	-	2,500.00	RES ALTERATION	
12/07/17	17 26338	2521	LANDOE	HAGEN, MAUREEN L	JUSTIN GRAY WOODWORKING	49.50	32.18	-	3,292.00	RES ALTERATION	
12/12/17	17 26351	2603	SPRING CREEK	POUCHER, GREG S & PATRICIA	GRISSOM RENOVATIONS & CONSTRUC	57.00	128.54	-	14,500.00	RES ALTERATION	
12/27/17	17 26289	416 E	STORY	STARK, JENNIFER & JEREMY	VALLEY OF THE FLOWERS LNDSPNG	57.00	73.78	2,520	5,000.00	RES ALTERATION	
12/27/17	17 26393	135	ROCKING BEAR	SULLIVAN, TIMOTHY	OWNER IS GENERAL	87.00	56.55	-	8,500.00	RES ALTERATION	
12/07/17	17 26261	114 E	BEALL	WHITE, VASA W	MCLANE CONSTRUCTION	154.50	100.43	-	18,000.00	WINDOW REPLACEMENT PERMIT	
12/08/17	17 26093	516 W	ARNOLD	SCHRANK, SALLY J	MONTANA CONSTRUCTION WORKS	57.00	37.05	-	5,000.00	WINDOW REPLACEMENT PERMIT	
12/08/17	17 26094	3040	SPRING MEADOWS	SMITH, PHILLIP G & BONNIE L	MONTANA CONSTRUCTION WORKS	57.00	37.05	-	4,500.00	WINDOW REPLACEMENT PERMIT	
						1,079.50	1,350.13	5,737	210,174.00		
						20,723.75	24,061.38	174,133	7,624,472.00		

Month of December

THIRTY YEAR BUILDING PERMIT COMPARISON

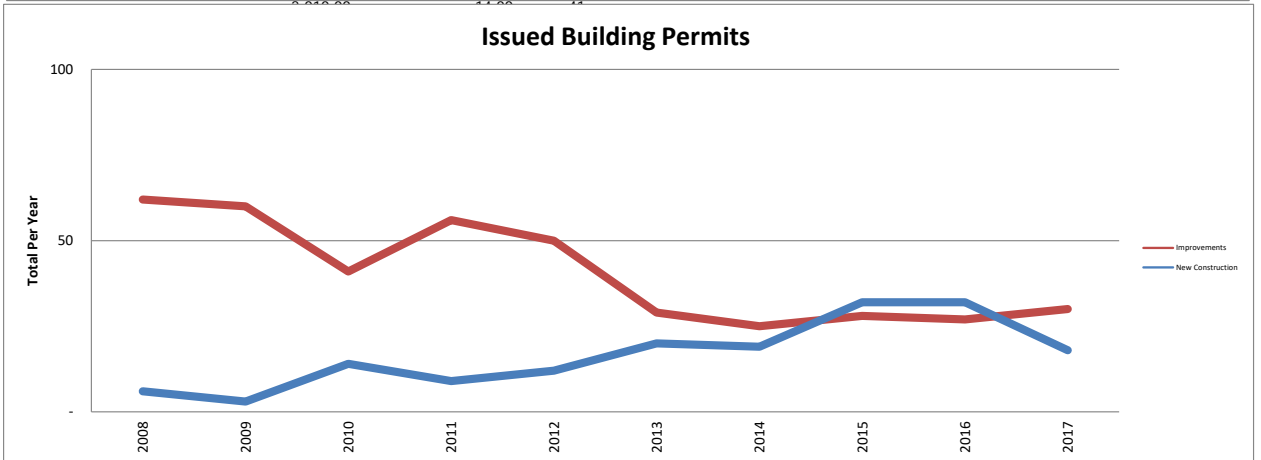
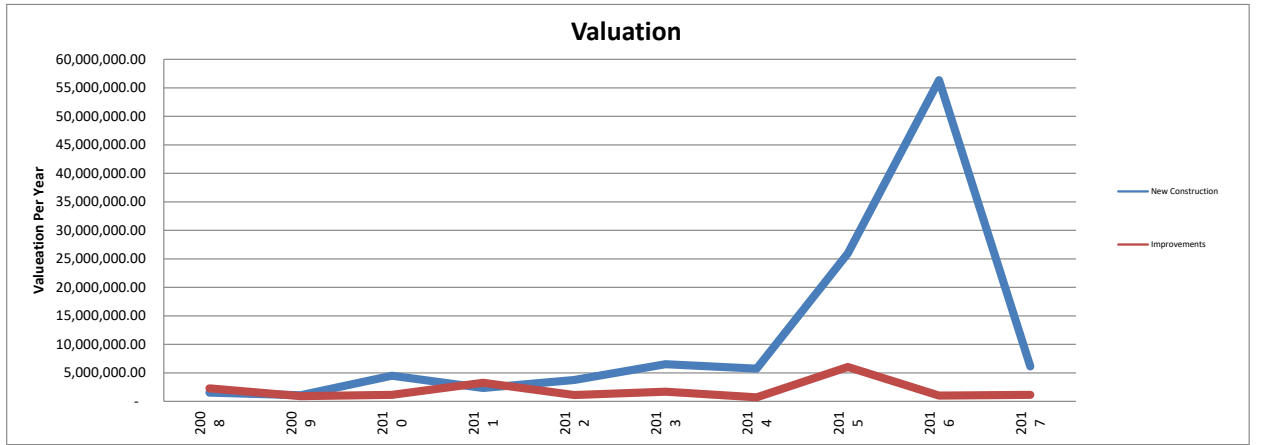
Dec-17	Housing		Fiscal YTD		
	Permits	Units	Valuation	Permits	Units
2017	55	19	7,624,472.00	579	341
2016	63	27	62,983,927.00	603	303
2015	72	225	27,044,127.00	531	543
2014	54	19	6,525,063.00	588	479
2013	57	18	8,413,544.00	477	241
2012	12	19	3,733,388.00	420	223
2011	65	9	5,611,023.00	1,783	189
2010	121	12	6,195,067.00	3,072	206
2009	44	6	2,218,610.00	1,274	180
2008	68	5	3,831,004.00	1,044	249
2007	45	25	11,802,228.00	900	758
2006	57	51	10,962,014.00	832	670
2005	30	49	8,580,985.00	893	954
2004	61	68	16,112,357.00	964	879
2003	41	41	14,860,019.00	853	614
2002	55	60	5,734,666.00	806	526
2001	45	42	4,009,425.00	682	422
2000	25	41	3,554,059.00	629	415
1999	34	12	5,699,393.00	672	546
1998	35	33	3,617,603.00	736	423
1997	36	31	2,843,423.00	787	309
1996	31	12	1,318,553.00	757	454
1995	54	29	3,536,645.00	736	474
1994	29	21	2,210,391.00	493	323
1993	23	14	2,317,422.00	533	339
1992	29	22	1,864,515.00	442	231
1991	21	13	1,151,439.00	340	215
1990	9	3	6,731,478.00	229	106
1989	6	4	417,420.00	166	80
1988	6	3	241,560.00	137	47



**SINGLE MONTH COMPARISON FOR 10 YEAR BUILDING PERMITS
BUILDING DEPARTMENT -- CITY OF BOZEMAN**

	Dec-17		Dec-16		Dec-15		Dec-14		Dec-13	
	BP\U	Valuation	BP\U	Valuation	BP\U	Valuation	BP\U	Valuation	BP\U	Valuation
New Construction										
Single Family	15	3,625,695.00	18	4,283,514.00	18	3,982,785.00	17	4,431,302.00	8	2,263,337.00
Multi Family	1	500,079.00	-	-	9	20,891,581.00	-	-	2	767,533.00
Duplex	-	-	-	-	-	-	1	434,313.00	-	-
Townhomes	-	-	8	1,728,228.00	5	1,075,511.00	-	-	10	3,477,078.00
Commercial	1	1,987,852.00	4	50,202,393.00	-	-	1	867,691.00	-	-
Other	1	20,000.00	2	131,302.00	-	-	-	-	-	-
SUB-TOTAL	18	6,133,626.00	32	56,345,437.00	32	25,949,877.00	19	5,733,306.00	20	6,507,948.00
Improvements										
Residential	10	210,174.00	9	345,686.00	6	168,274.00	12	234,500.00	10	153,920.00
Commercial	7	926,006.00	14	623,601.00	9	5,683,034.00	12	459,600.00	16	1,537,359.00
Fire Supression Systems	13	1,922.00	4	37,810.00	13	177,825.00	1	10,500.00	3	549.00
Other	-	-	-	-	-	-	-	-	-	-
SUB-TOTAL	30	1,138,102.00	27	1,007,097.00	28	6,029,133.00	25	704,600.00	29	1,691,828.00
TOTAL PERMITS	48	7,271,728.00	59	57,352,534.00	60	31,979,010.00	64	19,342,602.50	49	8,199,776.00

	Dec-12		Dec-11		Dec-10		Dec-09		Dec-08	
	BP\U	Valuation	BP\U	Valuation	BP\U	Valuation	BP\U	Valuation	BP\U	Valuation
New Construction										
Single Family	10	2,465,938.00	9	2,338,339.00	10	2,045,877.00	2	369,489.00	3	875,503.00
Multi Family	-	947,541.00	-	-	-	-	1	699,264.00	-	-
Duplex	2	319,909.00	-	-	-	-	-	-	-	-
Townhomes	-	-	-	-	2	288,388.00	-	-	2	382,836.00
Commercial	-	-	-	-	2	2,169,145.00	-	-	1	288,260.00
Other	-	-	-	-	-	-	-	-	-	-
SUB-TOTAL	12	3,733,388.00	9	2,338,339.00	14	4,503,410.00	3	1,068,753.00	6	1,546,599.00
Improvements										
Residential	12	43,782.00	33	285,275.00	16	336,789.00	41	557,272.00	17	1,249,834.00
Commercial	23	1,020,961.00	17	2,779,459.00	14	607,798.00	8	107,171.00	15	611,404.00
Fire Supression Systems	15	29,045.00	3	177,210.00	6	102,245.00	6	220,579.00	9	231,457.00
Other	-	-	3	30,740.00	5	103,025.00	5	39,700.00	21	191,710.00
SUB-TOTAL	50	1,093,788.00	56	3,272,684.00	41	1,149,857.00	60	924,722.00	62	2,284,405.00
TOTAL PERMITS	62	4,827,176.00	65	5,611,023.00	92	8,221,489.00	97	11,785,480.00	68	3,831,004.00



IMPACT FEES CALENDAR YEAR 2017

MONTH	STREET	FIRE	WATER	WW	MONTHLY	YTD
January	269,446.97	10,987.43	87,114.60	49,418.29	416,967.29	416,967.29
February	234,988.94	8,185.24	62,586.95	33,861.30	339,622.43	756,589.72
March	561,535.73	32,275.26	241,225.09	130,099.84	965,135.92	1,721,725.64
April	198,025.71	14,781.65	105,559.05	59,635.76	378,002.17	2,099,727.81
May	306,920.33	21,264.95	191,989.01	116,867.68	637,041.97	2,736,769.78
June	484,117.25	45,547.94	269,837.70	167,086.15	966,589.04	3,703,358.82
July	481,718.97	28,528.20	146,796.62	82,956.08	739,999.87	4,443,358.69
August	491,463.73	24,695.98	175,432.30	95,969.15	787,561.16	5,230,919.85
September	754,237.83	85,062.40	342,858.19	226,030.38	1,408,188.80	6,639,108.65
October	370,740.93	30,671.51	188,900.37	124,573.34	714,886.15	7,353,994.80
November	240,802.13	28,461.19	145,577.89	96,011.72	510,852.93	7,864,847.73
December	128,036.79	6,287.22	86,192.89	53,286.74	273,803.64	8,138,651.37

BUILDING REVENUE, FISCAL YEAR 2018

MONTH	BUILDING	PLAN REVIEW	ELECTRIC	MECHANICAL/ PLUMBING	Fire Alarm/ Suppression	Penalty/ Other Fees	Monthly	FISCAL YTD
June 2018								
May 2018								
April 2018								
March 2018								
February 2018								
January 2018								
December 2017	20,723.75	32,850.39	7,922.50	6,871.04	1,922.00	594.00	70,883.68	805,586.13
November 2017	39,674.50	45,002.19	6,126.75	11,571.00	652.75	1,356.50	104,383.69	734,702.45
October 2017	44,343.75	52,764.97	9,176.50	14,662.00	1,426.50	275.00	122,648.72	630,318.76
September 2017	77,647.00	46,120.48	16,813.50	25,331.22	708.75	3,056.50	169,677.45	507,670.04
August 2017	41,161.49	105,146.60	9,411.35	17,290.50	1,153.25	8,721.21	182,884.40	337,992.59
July 2017	43,643.13	70,652.81	11,898.25	26,359.50	940.50	1,614.00	155,108.19	155,108.19

Figures are for December-17	Housing Starts			Remodels & Additions (includes garages & reroofs)		
	Permits	Valuation	Sq Footage		#	Valuation
Single Family Residence	15	3,625,695.00	39,179	Residential	10	210,174.00
Duplex - Units	-	-	-	Commercial	7	926,006.00
Multi-Plex - 3 Units	1	500,079.00	5,421			COMMERCIAL STARTS
Townhome	-	-			Bldgs	Valuation
Other	1	20,000.00	1,270			Sq Footage
Total New:	17	4,145,774	45,870	CITY	2	2,007,852.00
Total Fiscal Year:	265	81,683,001	834,854	Fiscal Total	231	13,956,776
						1,154,378