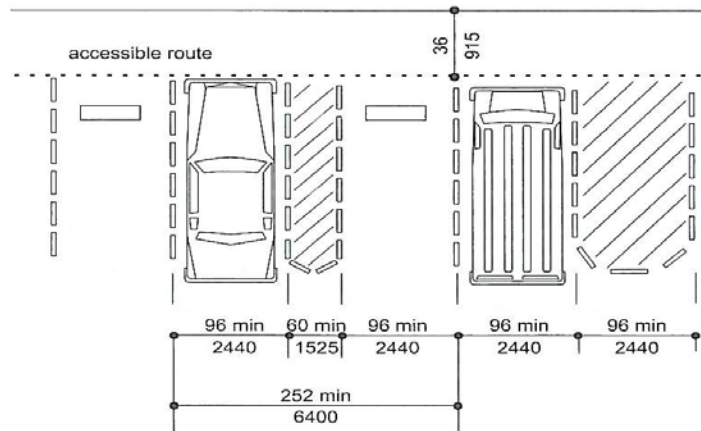


## Accessible Parking

Each lot or parking structure where parking is provided for clients, guests, employees, or residents shall be accessible.

- Accessible parking spaces shall be located on the shortest possible accessible route of travel to an accessible building entrance. When Practical, the accessible route of travel shall not cross lanes for vehicular traffic. When crossing vehicular traffic lanes is necessary, the route of travel shall be designated and marked as a crosswalk.



- Parking spaces for vans, access aisles serving them, and vehicular routes from an entrance to van parking spaces, and from the van parking spaces to a vehicular exit serving them shall provide a vertical clearance of 98 inches minimum.
- A van accessible parking space shall be 16 feet wide and outlined to provide a 132-inch parking area and a 60 inch loading and unloading access aisle on the passenger side of the vehicle.
- A car accessible parking space shall be 13 feet wide and outlined to provide a minimum 96-inch parking area and a 60 inch loading and unloading access aisle on either side of the vehicle.
- When more than one accessible parking space is provided two spaces can be provided within a 24-foot-wide area lined to provide a 132-inch parking area on the left side of a 60 inch loading and unloading access aisle with a 96-inch parking space on the right side of the loading and unloading access aisle.
- The minimum length of an accessible parking space shall be 20 feet.

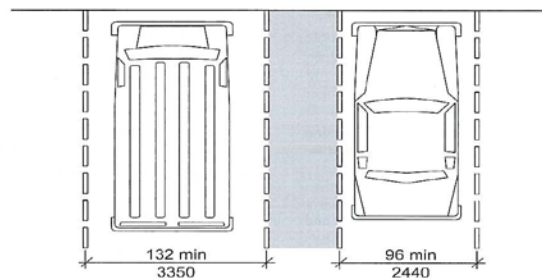
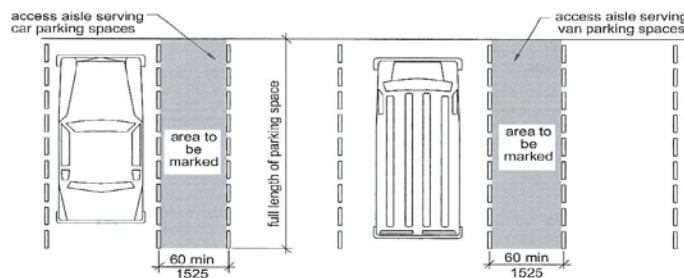

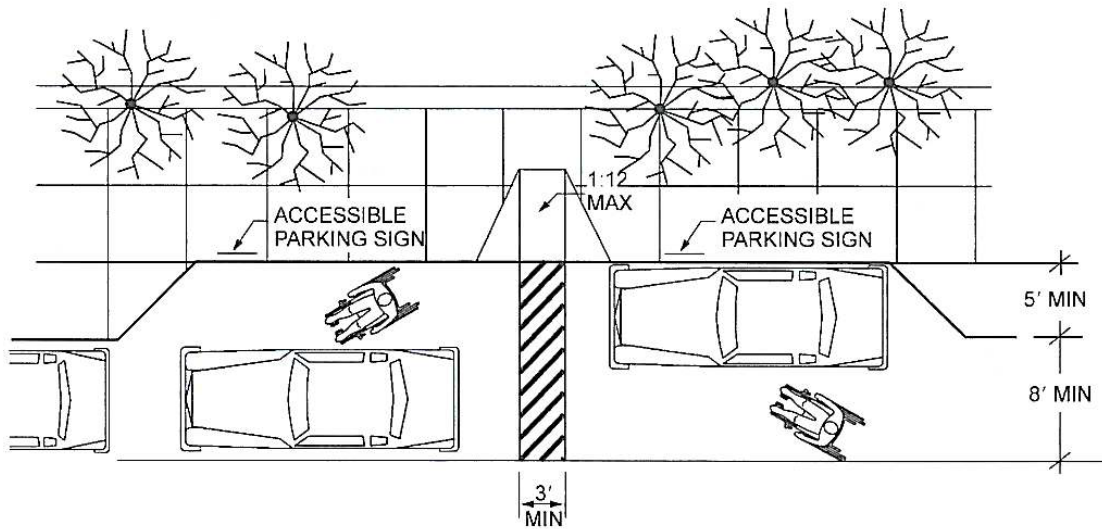
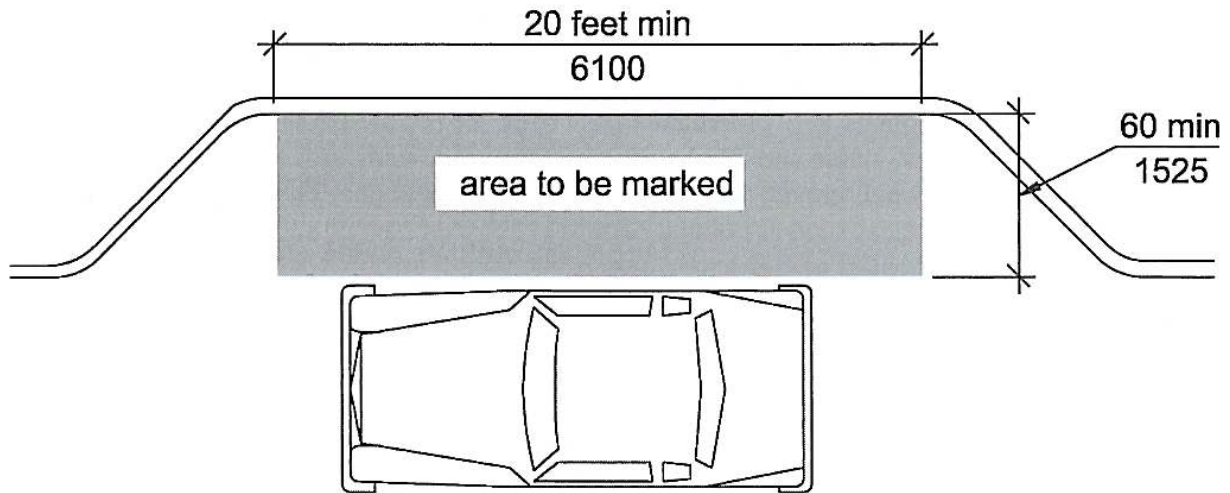


Fig. 502.2  
Vehicle Parking Space Size



- Access aisles shall be marked so as to discourage parking in them and shall be the full length of the parking space they serve.
- The minimum width of an access aisle shall be 60 inches.
- Access Aisles shall be at the same level as the parking space they serve.
- Where access aisles are marked with lines, the width measurements of access aisles and adjacent parking spaces shall be made from the centerline of the markings.
- Accessible parking spaces shall be so located that persons with disabilities are not compelled to wheel or walk behind parked cars other than their own.
- In each parking area, a bumper or curb shall be provided and located to prevent encroachment of cars over the required width of the walkways.
- Parking spaces and access aisles shall have surface slopes not steeper than 1:48 (¼ inch per foot).
- Every parking space required shall be identified by a sign, centered between 3 and 5 feet above the parking surface, at the head of the parking space. The sign shall include the international symbol of accessibility and state “Reserved” or equivalent language.





**Fig. 503.3**  
**Passenger Loading Zone Access Aisle**

### Signage

*Required accessible elements shall be identified by the International Symbol of Accessibility at the following locations.*

- Accessible parking spaces except where the total number of parking spaces provided is 4 or less.
- Accessible passenger loading zones.
- Accessible entrances where not all of the entrances are accessible.

