

BOZEMAN^{MT}

Building

BUILDING PERMIT REPORT

	Sep-2017		Sep-2016		FYTD as of September 2017		FYTD as of September 2016		FISCAL YEAR 2018
	THIS MONTH - FY2018	THIS MONTH - FY2017	THIS MONTH - FY2017	THIS MONTH - FY2017	FY TO DATE - FY2018	FY TO DATE - FY2018	FY TO DATE - FY2017	FY TO DATE - FY2017	
NEW CONSTRUCTION	NO	VALUATION	NO	VALUATION	NO.	VALUATION	NO	VALUATION	
SINGLE FAMILY	40	8,956,993.00	35	7,978,604.00	113	26,268,424.00	84	20,745,447.00	
DUPLEX	5	2,070,429.00	4	1,639,933.00	13	4,745,519.00	6	2,458,865.00	
MULTI-FAMILY SEPTEMBER UNITS - 48	8	6,006,668.00	5	6,269,225.00	16	11,260,721.00	11	12,358,111.00	
FISCAL YEAR TOTAL UNITS - 109					-	Units 109	-	130 Units	
MISC (GARAGE, SHED, ADU ETC.)	3	258,274.00	5	517,056.00	10	821,086.00	11	807,128.00	
ASSEMBLY					-	-	2	135,044.00	
BUSINESS	1	1,014,897.00	2	932,623.00	2	1,698,304.00	2	932,623.00	
EDUCATIONAL					1	75,000.00	-	-	
FACTORY					-	-	-	-	
HAZARDOUS					-	-	-	-	
INSTITUTIONAL					-	-	-	-	
MERCHANTILE					-	-	-	-	
MOTEL/HOTEL					-	-	-	-	
STORAGE / OTHER			3	104,707.00	5	777,581.00	10	3,478,663.00	
TOTAL	57	18,307,261.00	54	17,442,148.00	160	45,646,635.00	126	40,915,881.00	
ADDITION/REMODEL	NO.	VALUATION	NO.	VALUATION	NO.	VALUATION	NO.	VALUATION	
RESIDENTIAL	18	624,778.00	20	266,531.00	51	2,045,626.00	70	1,654,005.00	
COMMERCIAL	20	4,247,756.00	19	17,599,228.00	49	14,214,683.00	68	44,455,544.00	
TOTAL	38	4,872,534.00	39	17,865,759.00	100	16,260,309.00	138	46,109,549.00	
CONSTRUCTION VALUE									
REVENUE	NO	AMOUNT	NO	AMOUNT	NO	AMOUNT	NO	AMOUNT	
BUILDING	122	77,647.00	107	38,252.34	273	121,290.13	239	125,238.34	
PLAN CHECK	151	46,120.48	167	45,076.82	546	116,773.29	331	126,123.11	
ELECTRICAL	103	16,813.50	77	7,386.30	207	28,711.75	207	26,040.45	
PLUMBING/MECHANICAL	130	25,331.22	119	14,876.93	292	51,690.72	288	30,527.39	
FIRE ALARM /SPRINKLER SYSTEM	4	708.75	8	425.50	6	1,649.25	25	2,353.75	
DEMOLITION / MOVING	10	1,500.00	-	-	10	1,500.00	-	-	
CODE ENFORCEMENT	-	-	1	75.00	-	-	-	-	
SIGNS PERMITS	13	582.00	6	461.75	23	1,228.25	10	670.25	
PENALTIES	3	599.50	4	1,843.50	9	1,292.25	4	450.00	
EXTENSION FEES	5	375.00	5	375.00	10	650.00	12	900.00	
INSPECTION FEES	-	-	-	-	-	-	3	712.50	
MISC REVENUE	-	-	-	-	-	-	3	110.00	
TOTAL	541	169,677.45	494	108,773.14	1,376	324,785.64	1,122	313,125.79	

City Manager
 PO Box 1230
 Bozeman MT 59771

Dear City Manager:

The following report is submitted to show the permits issued and fees charged for the month of September 2017. The list of building, plumbing and electrical permits are attached in addition to the monthly and yearly summary of housing and commercial building activity.

	2017		2016	
	No.	Fee	No.	Fee
Electrical Permits	103	16,813.50	77	7,386.30
Plumbing/Mechanical Permits	130	25,331.22	119	14,876.93
Moving Permits	-	-	-	-
Demolition Permits	10	1,500.00	-	-
Fire Alarm/Suppression Systems	4	708.75	8	425.50
Inspection Fees	-	-	-	-
Sign Permits	13	582.00	6	461.75
Code Enforcement	-	-	1	75.00
Penalty Fees	3	599.50	4	1,843.50
Plan Check Fees	151	46,120.48	167	45,076.82
Building Permits	122	77,647.00	107	38,252.34
SUB-TOTALS:	536	169,302.45	489	108,398.14
Other Bldg Div Rev.	5	375.00		
Building Bond Fees	6	12,000.00		
New Water	66	24,876.93	54	15,467.73
New Sewer	52	1,050.00	46	966.00
Water/Sewer Inspection Fee	53	5,100.00	46	4,600.00
Eng. Maps/Prints/Docs	4	62.50	1	22.50
Floodplain Dev. Permits				
Storm Water Permit				
Degradation Permit	3	621.00	6	2,703.60
Street Cut Permits	2	100.00	5	250.00
Cash-in-Lieu of Water Rights				
Other Eng. Misc. Rev.	4	69,460.02	5	52,271.54
Planning Docs/Maps				
Encroachment Permits				
Planning Reuse permit			1	125.00
Planning Review Residential	56	2,912.00	43	2,150.00
Planning Review Commercial	6	660.00	11	1,155.00
Planning Review Signs	9	983.00	6	465.00
Business Licenses	79	2,977.50	54	2,020.00
Master Plan Amendment				
Improvements Agreement				
Other Planning Div. Rev.	15	182.50		
Zoning/Comm. Dev. Docs/Maps			7	70.00
Deposits / Rent Chall Gardens				
Certificate of Appropriateness COA				
Zone Map/Code Amendments				
Pay-in-lieu of Parks				
Planning & Zoning	52	295,039.49	51	112,339.89
Parade / Public Assembly Permit	2	70.00	6	425.00
Film Permit			4	120
Annexation Fees				
Other Zoning/CD Rev/Sign Tag				
Planned Unit Development - PUD				
Street Impact Fees	69	754,237.83	49	266,824.08
Fire Impact Fees	67	85,062.40	49	17,871.43
Water Impact Fees	67	342,858.19	48	135,264.36
WasteWater Impact Fees	66	226,030.38	48	78,764.23
SUB-TOTAL:	683	1,824,658.74	540	693,875.36
TOTAL RECEIPTS:	1,219	1,993,961.19	1,029	802,273.50

Respectfully submitted,

Bob Risk
 Chief Building Official

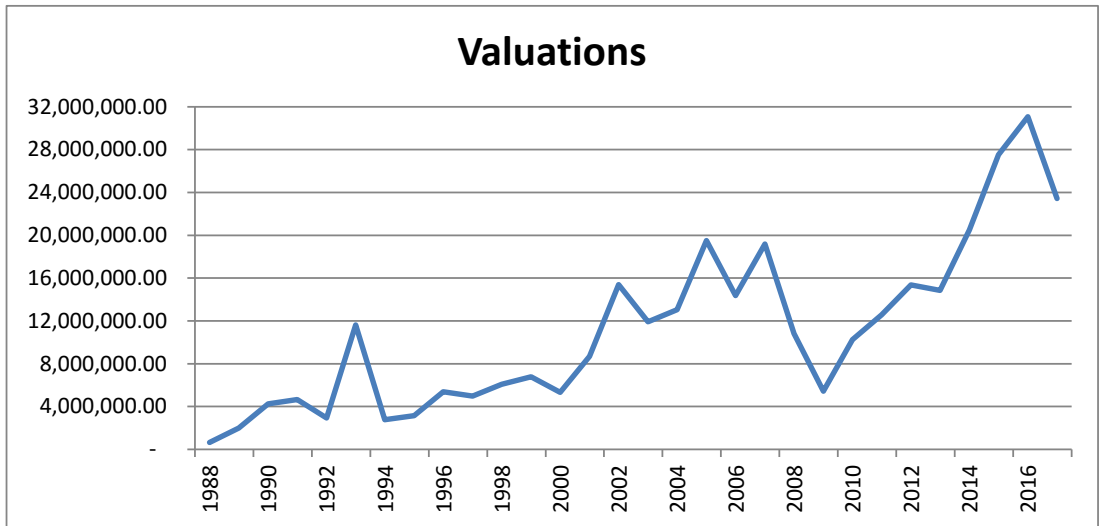
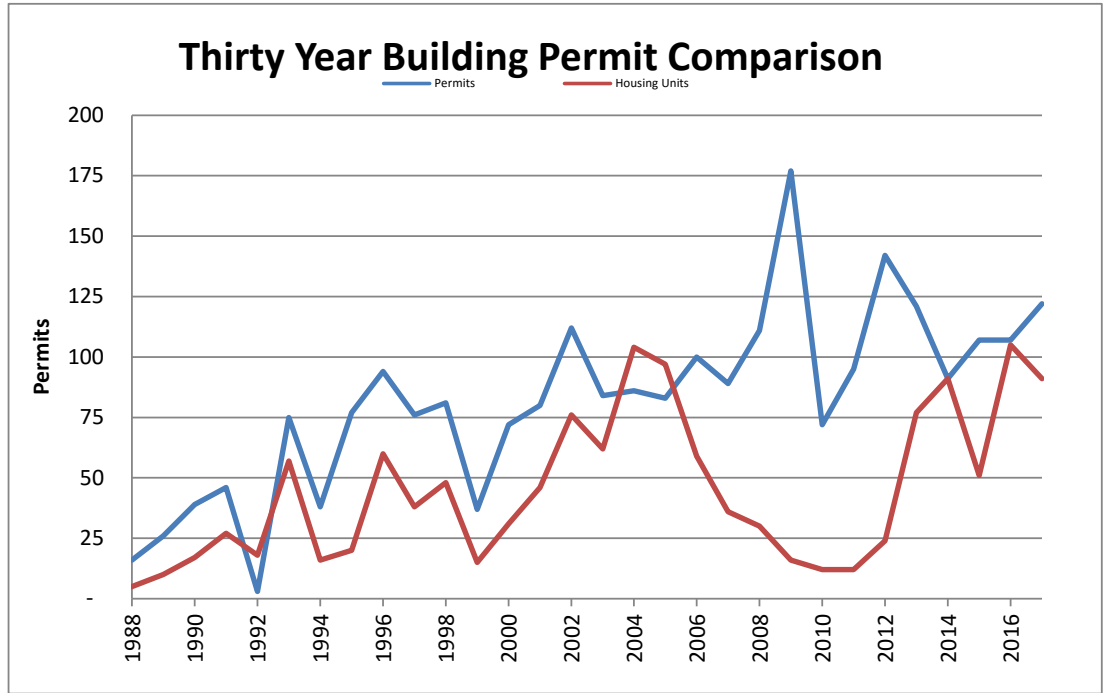
September 2017 - Building Permits										
DATE	PERMIT #		ADDRESS	OWNER	CONTRACTOR	PERMIT FEE	PLAN CHECK	SO FOOT	VALUATION	DESCRIPTION
09/13/17	17 25387	223 E	MAIN	223 E MAIN LLC	ON SITE MANAGEMENT, INC	1,666.00	4,175.37	9,418	1,014,897.00	COMMERCIAL MIXED USE
						1,666.00	4,175.37	9,418	1,014,897.00	
09/01/17	17 25595	366	GALLATIN PARK	GFP DEVELOPMENT LLC	GALLATIN VALLEY REMODELING &	207.00	480.52	5,500	25,000.00	COMM ALTERATION
09/14/17	17 25739	208 E	MAIN	FIRST SECURITY BANK OF BOZEMAN	R & R TAYLOR CONSTRUCTION, INC	26.75	108.88	-	11,500.00	COMM ALTERATION
09/20/17	17 25427	20 W	MAIN	MONTANA MOTOR SUPPLY	NORTH FORK BUILDERS OF MONTANA	132.00	113.10	2,572	15,000.00	COMM ALTERATION
09/21/17	17 25719	510 N	7TH	RSVP MOTEL LLC	BBG CONTRACTORS	1,587.50	1,563.59	2,450	495,000.00	COMM ALTERATION
09/12/17	17 25947	2066	STADIUM	MINER, MARTIN	NORTH FORK BUILDERS OF MONTANA	147.00	142.35	938	16,067.00	COMM TENANT IMPROVEMENT
09/13/17	16 24250	301 N	WILLSON	SNOW RIDGE PROPERTIES LLC	WES JARDSTROM HOMES INC	42.00	27.30	-	3,000.00	COMM TENANT IMPROVEMENT
09/14/17	17 25822	1400 N	19TH	BRIDGER PEAKS HOLDING LLC	R&O CONSTRUCTION	254.50	349.72	550	65,000.00	COMM TENANT IMPROVEMENT
09/15/17	17 24952	5 W	MENDENHALL	5 WEST LLC	L. KEELEY CONSTRUCTION	72.00	2,546.22	4,282	750,000.00	COMM TENANT IMPROVEMENT
09/15/17	17 26047	2023	STADIUM	FERN CREEK LLC	SAMUELSON CONSTRUCTION AND CUS	207.00	134.55	-	25,000.00	COMM TENANT IMPROVEMENT
09/18/17	17 25909	600 N	WALLACE	600 NORTH WALLACE AVE	A.S. HATHAWAY CONSTRUCTION INC	423.50	523.75	1,900	80,000.00	COMM TENANT IMPROVEMENT
09/20/17	17 25937	22 S	8TH	HAUF LLC	HELM ENTERPRISES LLC	169.50	184.28	1,500	20,000.00	COMM TENANT IMPROVEMENT
09/25/17	17 25967	16 S	TRACY	MASONIC TEMPLE	R & R TAYLOR CONSTRUCTION, INC	302.00	260.49	1,400	45,000.00	COMM TENANT IMPROVEMENT
09/11/17	17 25812	630	BOARDWALK	630 BOARDWALK LLC	LANGLAS & ASSOCIATES, INC	666.25	883.03	2,340	160,000.00	COMM TENANT IMPROVEMENT
09/07/17	17 25855	630	BOARDWALK	630 BOARDWALK LLC	LANGLAS & ASSOCIATES, INC	230.75	290.40	928	30,000.00	COMM TENANT IMPROVEMENT
09/07/17	17 25984	2992 N	27TH	GREAT NORTHWEST CONSTRUCTION	GREAT NORTHWEST CONSTRUCTION	469.00	469.64	-	120,000.00	COMM TENANT IMPROVEMENT
09/07/17	17 25985	2946 N	27TH	GREAT NORTHWEST CONSTRUCTION	GREAT NORTHWEST CONSTRUCTION	469.00	469.64	-	120,000.00	COMM TENANT IMPROVEMENT
09/08/17	17 25441	117 E	OAK	SCOTT DEHLENDORF	LANGLAS & ASSOCIATES, INC	2,838.00	3,730.92	11,822	1,370,524.00	COMM OFFICES, BANKS, PROF.BLDGS
09/07/17	17 25740	615 S	16TH	GALLATIN COUNTY	OUTBACK CONSTRUCTION INC	1,530.00	2,922.04	12,000	648,720.00	COMM OTHER NON-RESIDENTIAL BLD
09/07/17	17 25830	600 N	WALLACE	600 NORTH WALLACE AVE	ARCHER CONSTRUCTION/REMODELING	488.50	741.01	2,700	200,000.00	COMM TENANT IMPROVEMENT
09/05/17	17 26002	523	PROFESSIONAL	KC PARTNERSHIP/SHERIN WILLIAMS	SICKLER ROOFING SERVICE	316.25	-	-	47,945.00	COMMERCIAL REROOF
						10,578.50	15,941.43	50,882	4,247,756.00	
09/08/17	17 25276	776	PROFESSIONAL	COLLEGE STATION LLC	DA LAND CO LLC	72.00	-	11,280	7,000.00	FIRE PROTECTION SYSTEMS PERMIT
09/08/17	17 25277	766	PROFESSIONAL	COLLEGE STATION LLC	DA LAND CO LLC	94.50	-	11,280	10,000.00	FIRE PROTECTION SYSTEMS PERMIT
09/14/17	17 26037	1500 N	7TH	WAL-MART STORES INC #2084	COLIANT SOLUTIONS	278.25	-	-	40,000.00	FIRE PROTECTION SYSTEMS PERMIT
09/12/17	16 24712	730	BOARDWALK	VERTEX HOLDINGS LLC 50%	LANGLAS & ASSOCIATES, INC	264.00	-	21,000	37,000.00	FIRE PROTECTION SYSTEMS PERMIT
						708.75	-	43,560	94,000.00	
09/01/17	17 25335	920 W	MAIN	THE COMMUNITY FOOD CO-OP INC	LANGLAS & ASSOCIATES, INC	150.00	-	1,920	40,000.00	DEMOLITION PERMIT
09/05/17	17 25881	303 N	BROADWAY	CUNNINGHAM, ERICA L	GRAYLING CREEK CONSTRUCTION LL	150.00	-	200	2,500.00	DEMOLITION PERMIT
09/20/17	17 25963	801 N	ROUSE	CITY OF BOZEMAN	L & L SITE SERVICES, INC	150.00	-	1,100	12,800.00	DEMOLITION PERMIT
09/21/17	17 25843	214 N	ROUSE	MT DEPT TRANSPORTATION (MDOT)	MAZZELLA CONSTRUCTION LLC	150.00	-	1,615	10,000.00	DEMOLITION PERMIT
09/21/17	17 25844	540 N	ROUSE	MT DEPT TRANSPORTATION	MAZZELLA CONSTRUCTION LLC	150.00	-	2,160	10,000.00	DEMOLITION PERMIT
09/21/17	17 25850	214 N	ROUSE	MT DEPT TRANSPORTATION (MDOT)	MAZZELLA CONSTRUCTION LLC	150.00	-	1,615	10,000.00	DEMOLITION PERMIT
09/21/17	17 25851	214 N	ROUSE	MT DEPT TRANSPORTATION (MDOT)	MAZZELLA CONSTRUCTION LLC	150.00	-	1,615	10,000.00	DEMOLITION PERMIT
09/21/17	17 25852	540 N	ROUSE	MT DEPT TRANSPORTATION	MAZZELLA CONSTRUCTION LLC	150.00	-	2,160	10,000.00	DEMOLITION PERMIT
09/21/17	17 25853	540 N	ROUSE	MT DEPT TRANSPORTATION	MAZZELLA CONSTRUCTION LLC	150.00	-	2,160	10,000.00	DEMOLITION PERMIT
09/21/17	17 25854	540 N	ROUSE	MT DEPT TRANSPORTATION	MAZZELLA CONSTRUCTION LLC	150.00	-	2,160	10,000.00	DEMOLITION PERMIT
						1,500.00	-	16,705	125,300.00	
09/13/17	17 25716	1530 W	MAIN	KIRK HOMESTEAD LLC	TREASURE STATE SIGNS	42.00	27.30	26	3,000.00	SIGN PERMIT
09/13/17	17 25776	2876 N	27TH	HOUGH, TODD M	CSG MEDIA LLC	42.00	27.30	188	2,299.00	SIGN PERMIT
09/13/17	17 25842	300	HIGHLAND	DAHL FUNERAL CHAPELS	BIG SKY METAL ART LLC	57.00	37.05	56	4,800.00	SIGN PERMIT
09/18/17	17 25944	151	EVERGREEN	MESTER, JOHN & FERENC BENDA	OWNER IS GENERAL	26.75	17.39	12	263.00	SIGN PERMIT
09/19/17	17 25120	2047 W	OAK	STONE RIDGE PARTNERS LLC	SIGN SOLUTIONS BOZEMAN	34.25	22.26	13	1,987.00	SIGN PERMIT
09/19/17	17 25884	705	OSTERMAN	FRONTAGE ROAD COMM PROP LLC	SIGN SOLUTIONS BOZEMAN	26.75	17.39	9	450.00	SIGN PERMIT
09/20/17	17 25498	12 E	MAIN	MASONIC TEMPLE		26.75	17.39	46	300.00	SIGN PERMIT
09/21/17	17 25882	407 W	MENDENHALL	COOK, THOMAS D	SIGNS WEST	34.25	22.26	89	2,000.00	SIGN PERMIT
09/21/17	17 25945	4415	DURSTON	BOZEMAN SCHOOL DISTRICT #7	SIGN SOLUTIONS BOZEMAN	57.00	37.05	32	4,500.00	SIGN PERMIT
09/27/17	17 25108	211 W	MAIN	WELLS FARGO BANK	INLAND SIGN & LIGHTING DBA SIG	79.50	51.68	142	8,000.00	SIGN PERMIT
09/27/17	17 25109	1400 N	19TH	BRIDGER PEAKS LLC	INLAND SIGN & LIGHTING DBA SIG	42.00	27.30	32	2,500.00	SIGN PERMIT
09/27/17	17 25319	220 W	MENDENHALL	WELLS FARGO BANK	INLAND SIGN & LIGHTING DBA SIG	79.50	51.68	105	7,200.00	SIGN PERMIT
09/29/17	17 26063	422 N	PLUM	THE CYPRESS TREE LLC	SCS UNLIMITED INC	34.25	22.26	154	2,000.00	SIGN PERMIT
						582.00	378.31	904	39,299.00	
09/11/17	17 25894	409 S	BOZEMAN	PRESTON, JOHN ROBERT & HOLLY	OWNER IS GENERAL	297.25	220.51	411	43,537.00	RES ACCESSORY BLDG
09/28/17	17 25703	417 W	OLIVE	DJK417OLIVE LLC	LUTY CONSTRUCTION/CRAFTSMAN	255.00	357.02	1,188	200,000.00	RES ACCESSORY DWELLING UNIT
09/07/17	17 25769	2071	CHIPSET	FINK THOMAS C	KIRCHHOFF CONSTRUCTION	1,209.00	1,352.46	4,430	402,344.00	RES DUPLEX (2 UNITS)
09/14/17	17 25751	87	SLOUGH CREEK	KEN LECLAIR	LECLAIR CONSTRUCTION	1,025.00	1,172.33	3,590	420,517.00	RES DUPLEX (2 UNITS)
09/14/17	17 25752	55	SLOUGH CREEK	KEN LECLAIR	LECLAIR CONSTRUCTION	1,015.00	1,167.95	3,546	415,856.00	RES DUPLEX (2 UNITS)
09/14/17	17 25753	46	SLOUGH CREEK	KEN LECLAIR	LECLAIR CONSTRUCTION	1,015.00	1,167.95	4,556	415,856.00	RES DUPLEX (2 UNITS)
09/26/17	16 24101	176	SLOUGH CREEK	KEN LECLAIR	LECLAIR CONSTRUCTION	190.00	1,114.32	3,546	415,856.00	RES DUPLEX (2 UNITS)
09/21/17	17 25444	626 E	COTTONWOOD	626 COTTONWOOD LLC	VIDMAR CONSTRUCTION, INC	70.00	64.81	370	14,737.00	RES GARAGES & CARPORTS
09/01/17	17 25828	2905	TRADE WIND	TRAVISTIES INTERNATIONAL INC	LIFESPACE HOMES	592.00	756.79	2,646	244,385.00	RES SINGLE FAMILY DWELLING
09/06/17	17 25712	834	JOSEPHINE	DIPLACIDI, ALBERT & BARBARA	CHASE-SKOGEN HOMES, INC	537.00	666.87	1,920	222,504.00	RES SINGLE FAMILY DWELLING
09/06/17	17 25772	71	MATHEW BIRD	MATHEW BIRD	EBBIGHAUSEN HOMES INC	946.00	1,118.69	4,212	395,809.00	RES SINGLE FAMILY DWELLING
09/06/17	17 25831	402 N	MONTANA	DRYSDALE FAMILY LLC	VANDYKE CONSTRUCTION & REMODEL	365.00	458.86	1,335	152,769.00	RES SINGLE FAMILY DWELLING
09/12/17	17 25580	4106	ANNIE	BRIGHTNOW LLC	BIRDSLEY CONSTRUCTION LLC	695.00	798.54	3,139	280,230.00	RES SINGLE FAMILY DWELLING
09/13/17	17 24886	159 S	LAUREL	NORTON RANCH HOMES LLC	NORTON RANCH HOMES, LLC	508.00	615.64	2,275	209,726.00	RES SINGLE FAMILY DWELLING
09/13/17	17 25687	5571	MAY FLY	NORTON RANCH HOMES LLC	NORTON RANCH HOMES, LLC	512.00	619.34	1,790	209,769.00	RES SINGLE FAMILY DWELLING
09/13/17	17 25692	5511	MAY FLY	NORTON RANCH HOMES LLC	NORTON RANCH HOMES, LLC	473.00	578.36	2,124	193,003.00	RES SINGLE FAMILY DWELLING
09/13/17	17 25695	5548	MAY FLY	NORTON RANCH HOMES LLC	NORTON RANCH HOMES, LLC	492.00	600.82	2,296	209,769.00	RES SINGLE FAMILY DWELLING
09/13/17	17 25697	5516	MAY FLY	NORTON RANCH HOMES LLC	NORTON RANCH HOMES, LLC	565.00	678.16	2,526	234,133.00	RES SINGLE FAMILY DWELLING

DATE	PERMIT #	ADDRESS	OWNER	CONTRACTOR	PERMIT FEE	PLAN CHECK	SQ FOOT	VALUATION	DESCRIPTION
09/13/17	17 25750	1588 GALE	PARADIGM DEVELOPMENT LLC	I & K CONTRACTORS, INC	575.00	716.67	2,608	227,947.00	RES SINGLE FAMILY DWELLING
09/13/17	17 25892	3760 ELLIS VIEW	STEINMETZ, TODD & NICOLE	TUCKER BUILDERS, INC	788.00	1,212.89	4,990	311,466.00	RES SINGLE FAMILY DWELLING
09/14/17	17 25226	747 SHERIDAN	VISION DEVELOPMENT	LOBO CONSTRUCTION	574.00	701.13	2,573	211,966.00	RES SINGLE FAMILY DWELLING
09/14/17	17 25693	5503 MAY FLY	NORTON RANCH HOMES LLC	NORTON RANCH HOMES, LLC	533.00	653.41	2,378	220,531.00	RES SINGLE FAMILY DWELLING
09/14/17	17 25841	500 WESTGATE	MC HOME BUILDERS	MC HOMEBUILDERS INC	499.00	656.06	2,241	202,422.00	RES SINGLE FAMILY DWELLING
09/14/17	17 25856	406 N MONTANA	DRYSDALE FAMILY LLC	VANDYKE CONSTRUCTION & REMODEL	415.00	510.04	1,879	165,728.00	RES SINGLE FAMILY DWELLING
09/14/17	17 25857	410 N MONTANA	DRYSDALE FAMILY LLC	VANDYKE CONSTRUCTION & REMODEL	415.00	510.04	1,879	165,728.00	RES SINGLE FAMILY DWELLING
09/15/17	17 25874	2461 RICHAU	REVES, JON DAVID & MARY JAYNE	ASCENT HOME BUILDERS INC	1,754.00	1,123.05	3,917	363,436.00	RES SINGLE FAMILY DWELLING
09/18/17	17 25786	4443 GLENWOOD	MEYER-GARRITY GROUP LLC	MEYER-GARRITY GROUP LLC	513.00	591.01	1,466	191,777.00	RES SINGLE FAMILY DWELLING
09/18/17	17 25787	4431 GLENWOOD	MEYER-GARRITY GROUP LLC	MEYER-GARRITY GROUP LLC	501.00	579.91	1,666	200,377.00	RES SINGLE FAMILY DWELLING
09/18/17	17 25788	4425 GLENWOOD	MEYER-GARRITY GROUP LLC	MEYER-GARRITY GROUP LLC	550.00	625.28	1,899	224,103.00	RES SINGLE FAMILY DWELLING
09/20/17	17 25150	4133 SUNSTONE	CASEY ARRINGTON	J.R. WILLIAMS CONSTRUCTION INC	599.00	714.53	2,712	240,747.00	RES SINGLE FAMILY DWELLING
09/20/17	17 25701	2926 TRADE WIND	KRESGE CONSTRUCTION INC	KRESGE CONSTRUCTION INC	603.00	708.47	2,725	246,630.00	RES SINGLE FAMILY DWELLING
09/21/17	17 25685	5588 MAY FLY	NORTON RANCH	NORTON RANCH HOMES, LLC	453.00	550.09	2,042	182,862.00	RES SINGLE FAMILY DWELLING
09/21/17	17 25688	5559 MAY FLY	NORTON RANCH HOMES, LLC	NORTON RANCH HOMES, LLC	453.00	550.09	2,042	182,862.00	RES SINGLE FAMILY DWELLING
09/21/17	17 25690	5525 MAY FLY	NORTON RANCH HOMES LLC	NORTON RANCH HOMES, LLC	453.00	550.09	2,042	182,862.00	RES SINGLE FAMILY DWELLING
09/21/17	17 25942	3450 S 23RD	SUNRISE HOMES LLC	SUNRISE HOMES, LLC	697.00	824.76	3,088	294,855.00	RES SINGLE FAMILY DWELLING
09/25/17	17 25864	2029 DENNISON	RAD HOLDINGS LLC	VELOCITY DEVELOPMENTS	791.00	945.93	3,548	245,047.00	RES SINGLE FAMILY DWELLING
09/26/17	17 25794	316 VALLEY	JAMIESON, DEBRA K & NEIL G	CORNERSTONE WORKS	558.00	681.44	2,100	233,068.00	RES SINGLE FAMILY DWELLING
09/27/17	17 25839	3042 MACNAB	EG CONSTRUCTION LLC	E G CONSTRUCTION LLC	689.00	827.11	3,128	272,718.00	RES SINGLE FAMILY DWELLING
09/27/17	17 25859	3044 SUNDEW	BALIAN, AARON & SARAH	VISION DEVELOPMENT INC	641.00	777.78	2,171	258,811.00	RES SINGLE FAMILY DWELLING
09/29/17	17 25873	3180 FLURRY	MAHAR MONTANA HOMES LLC	ROI LLC	461.00	596.50	2,075	186,887.00	RES SINGLE FAMILY DWELLING
09/05/17	17 25959	5575 ARNHEM	THE LAKES AT VALLEY WEST	KILDAY & STRATTON INC	283.00	407.31	1,044	118,955.00	RES TOWNHOUSE (ATTACHED SFD)
09/05/17	17 25960	5583 ARNHEM	THE LAKES AT VALLEY WEST	KILDAY & STRATTON INC	239.00	361.69	852	95,438.00	RES TOWNHOUSE (ATTACHED SFD)
09/18/17	17 25614	2754 TEMPEST	TORGERSON, ROALD	J. PAUL GROUP	606.00	794.13	2,695	254,216.00	RES TOWNHOUSE (ATTACHED SFD)
09/18/17	17 25615	2766 TEMPEST	TORGERSON, ROALD	J. PAUL GROUP	606.00	794.13	2,695	254,216.00	RES TOWNHOUSE (ATTACHED SFD)
09/22/17	17 25356	3124 S 15TH	MAHAR MONTANA HOMES LLC	PARKS BUILDERS INC	509.00	636.07	2,275	209,593.00	RES TOWNHOUSE (ATTACHED SFD)
09/22/17	17 25357	3130 S 15TH	MAHAR MONTANA HOMES LLC	PARKS BUILDERS INC	509.00	636.07	2,275	209,593.00	RES TOWNHOUSE (ATTACHED SFD)
09/27/17	17 25836	5489 VERMEER	SHANE COLLINS CONSTRUCTION INC	SHANE COLLINS CONSTRUCTION INC	515.00	685.49	2,316	208,979.00	RES TOWNHOUSE (ATTACHED SFD)
09/27/17	17 25837	5497 VERMEER	SHANE COLLINS CONSTRUCTION INC	SHANE COLLINS CONSTRUCTION INC	584.00	749.39	2,609	241,076.00	RES TOWNHOUSE (ATTACHED SFD)
09/27/17	17 25745	1122 OPPORTUNITY	CCC - BOZEMAN, LLC	COTTAGE BUILDERS, INC.	1,172.00	1,581.42	5,040	496,843.00	RES TRIPLEX
09/27/17	17 25886	4338 GLENWOOD	F SQUARED DEVELOPMENT, LLC	BUILDING DIMENSIONS INC	1,303.00	1,590.92	5,888	492,314.00	RES TRIPLEX
09/29/17	17 25674	3380 DAVIS	HELLER, EARL	CHASE-SKOGEN HOMES, INC	1,236.00	1,474.95	4,452	481,257.00	RES TRIPLEX
09/29/17	17 25675	3360 DAVIS	HELLER, EARL	CHASE-SKOGEN HOMES, INC	1,236.00	1,474.95	4,452	481,257.00	RES TRIPLEX
09/13/17	17 25810	4334 GLENWOOD	F SQUARED DEVT LLC	BUILDING DIMENSIONS INC	1,700.00	2,015.06	5,698	641,369.00	RES FOURPLEX
09/27/17	17 25734	1154 OPPORTUNITY	CCC-BOZEMAN LLC	COTTAGE BUILDERS, INC.	2,735.00	3,362.39	11,760	1,159,301.00	RES 5+ UNITS
09/27/17	17 25735	1188 OPPORTUNITY	CCC-BOZEMAN LLC	COTTAGE BUILDERS, INC.	1,953.00	2,489.48	8,400	828,072.00	RES 5+ UNITS
09/27/17	17 25758	1165 OPPORTUNITY	CCC-BOZEMAN LLC	COTTAGE BUILDERS, INC.	3,364.00	4,060.65	14,468	1,426,255.00	RES 5+ UNITS
					42,826.25	52,229.80	177,988	17,292,364.00	
09/28/17	17 25702	417 W OLIVE	DJK417OLIVE LLC	LUTEY CONSTRUCTION/CRAFTSMAN	539.75	749.30	1,100	350,000.00	RES ADDITION
09/08/17	17 25824	215 S BOZEMAN	BEAUPRE, ADAM J & SAHRA C	CHARLES W. BELL CONTRACTOR	117.00	177.29	1,846	24,100.00	RES ALTERATION
09/11/17	17 26020	18 W HARRISON	ROY AND BROOK PETERSON	OWNER IS GENERAL	42.00	27.30	-	3,500.00	RES ALTERATION
09/12/17	17 26025	515 MICHAEL GROVE	SHULER, MICHAEL T & ELIZABETH	IKE'S SERVICE & REPAIR, LLC	132.00	103.19	-	15,000.00	RES ALTERATION
09/15/17	17 26046	1116 BRENTWOOD	DENNEHY, JOSEPH S & GABRIELE A	OWNER IS GENERAL	34.25	39.65	-	2,000.00	RES ALTERATION
09/18/17	17 25124	324 S 5TH	GIBSON, KENNETH E & LYNN K	TUCKER BUILDERS, INC	240.25	281.94	700	50,000.00	RES ALTERATION
09/19/17	17 25774	1810 KENYON	KURCINKA, JOSEPH M & MARY S	COOPER BUILDERS LLC	64.50	167.71	-	24,000.00	RES ALTERATION
09/20/17	17 26062	5 W MENDENHALL	5 WEST LLC	L. KEELEY CONSTRUCTION	49.50	-	-	4,000.00	RES ALTERATION
09/25/17	17 25475	602 S 3RD	CROMWELL, RALPH	HYALITE CUSTOM BUILDING	456.00	446.56	-	90,000.00	RES ALTERATION
09/05/17	17 25998	509 N 9TH	OMAN, DIANE L REV LIVING TRUST	BLUE BIRD ROOFING & CONST	57.00	-	-	4,800.00	RESIDENTIAL REROOF
09/12/17	17 26021	500 OXFORD	DABELL, ROBERT S & MARGARET P	PRECISION ROOFING LLC	132.00	-	-	14,700.00	RESIDENTIAL REROOF
09/21/17	17 26065	216 W HAYES	HIETALA, LEROY & MARY	PARAMOUNT ROOFING LLC.	87.00	-	-	8,050.00	RESIDENTIAL REROOF
09/26/17	17 26083	3223 AUGUSTA	ROSENGREN, HERBERT & CAROLYN	YANT ROOFING	139.50	-	-	15,878.00	RESIDENTIAL REROOF
09/01/17	17 25681	419 N 5TH	OSMAN, MICHELLE J	OWNER IS GENERAL	26.75	17.39	-	1,000.00	WINDOW REPLACEMENT PERMIT
09/07/17	16 24402	1530 W MAIN	HARRIS BROTHERS L P	DEARBORN R C&W INC	26.75	17.39	800	1,000.00	WINDOW REPLACEMENT PERMIT
09/18/17	17 26052	310 VALLEY	HORNER, JOSEPH M & MELISSA L	DAN VANDYKE CONSTRUCTION	87.00	56.55	-	8,500.00	WINDOW REPLACEMENT PERMIT
09/21/17	17 26067	323 N 21ST	KROGSTAD, CONSTANCE M	METICULOUS CONSTRUCTION	72.00	46.80	-	7,000.00	WINDOW REPLACEMENT PERMIT
09/27/17	17 26004	2400 DURSTON	PHILLIPS, MICHAEL R & KATHY I	KEMP ENTERPRISES/HANDYMAN SERV	26.75	17.39	-	1,250.00	WINDOW REPLACEMENT PERMIT
September 2017: 122 Permits; 91 New Housing Units: \$23,438,394.00 Valuation					2,330.00	2,148.46	4,446	624,778.00	
September 2016:107 Permits; 105 New Housing Units: \$ 31,075,835.00 Valuation					60,191.50	74,873.37	303,903	23,438,394.00	

Month of September

THIRTY YEAR BUILDING PERMIT COMPARISON

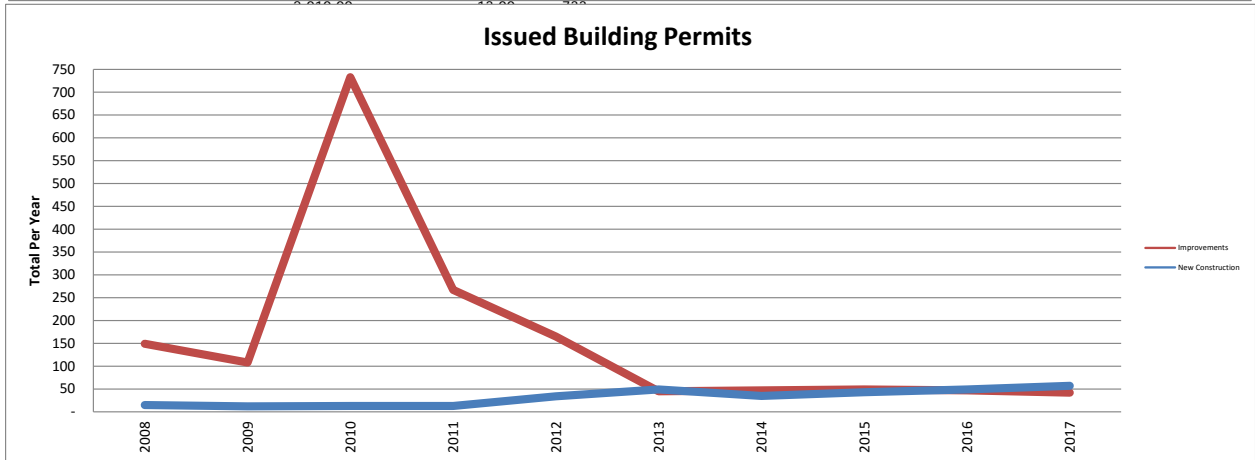
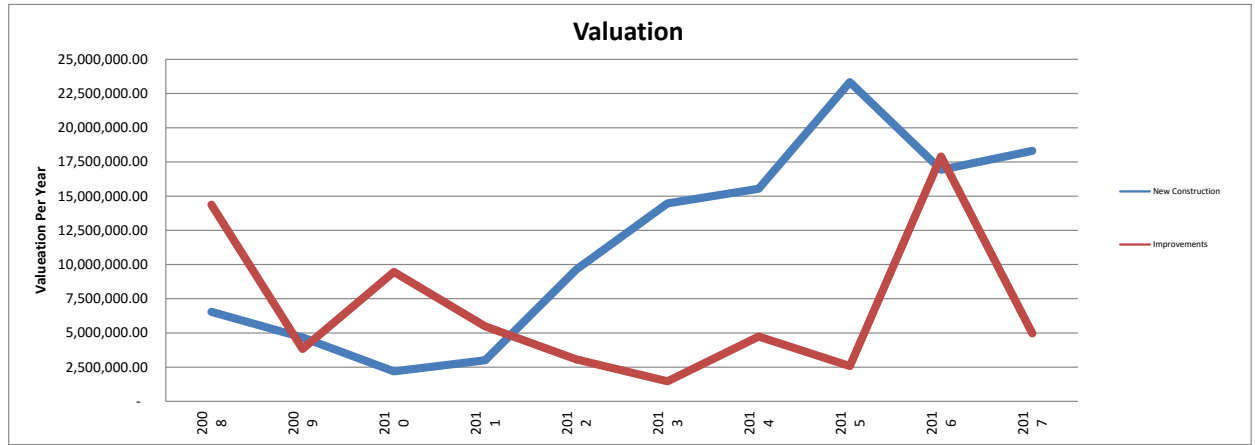
Sep-17	Housing		Fiscal YTD		
	Permits	Units	Valuation	Permits	Units
2017	122	91	23,438,394.00	323	138
2016	107	105	31,075,835.00	346	206
2015	107	51	27,516,401.00	291	159
2014	91	91	20,515,087.00	370	377
2013	121	77	14,863,747.00	315	105
2012	142	24	15,362,972.00	501	83
2011	95	12	12,558,507.00	267	53
2010	72	12	10,248,390.00	393	40
2009	177	16	5,426,809.00	941	139
2008	111	30	10,821,826.00	562	192
2007	89	36	19,188,855.00	631	562
2006	100	59	14,379,734.00	576	459
2005	83	97	19,497,505.00	596	613
2004	86	104	13,043,140.00	664	540
2003	84	62	11,913,504.00	575	330
2002	112	76	15,389,799.00	522	273
2001	80	46	8,693,610.00	462	265
2000	72	31	5,322,933.00	421	256
1999	37	15	6,771,823.00	481	438
1998	81	48	6,078,321.00	529	248
1997	76	38	4,982,471.00	534	198
1996	94	60	5,389,655.00	525	352
1995	77	20	3,135,875.00	462	174
1994	38	16	2,775,018.00	329	185
1993	75	57	11,636,844.00	356	233
1992	3	18	2,934,925.00	300	151
1991	46	27	4,652,019.00	205	115
1990	39	17	4,253,683.00	160	81
1989	26	10	1,983,430.00	103	47
1988	16	5	647,080.00	86	28



**SINGLE MONTH COMPARISON FOR 10 YEAR BUILDING PERMITS
BUILDING DEPARTMENT -- CITY OF BOZEMAN**

	Sep-17		Sep-16		Sep-15		Sep-14		Sep-13	
	BP\U	Valuation	BP\U	Valuation	BP\U	Valuation	BP\U	Valuation	BP\U	Valuation
New Construction										
Single Family	32	7,364,927.00	23	5,609,725.00	30	7,043,807.00	9	2,685,857.00	38	9,365,192.00
Multi Family	8	6,006,668.00	5	6,269,225.00	2	1,553,139.00	6	6,981,390.00	2	1,769,994.00
Duplex	5	2,070,429.00	4	1,639,933.00	1	169,488.00	5	1,806,016.00		
Townhomes	8	1,592,066.00	12	2,368,879.00	2	548,782.00	8	1,647,560.00	6	1,236,536.00
Commercial	1	1,014,897.00	5	1,037,330.00	3	13,482,633.00	4	2,008,183.00	3	2,099,236.00
Other	3	258,274.00			5	540,653.00	3	410,488.00		
SUB-TOTAL	57	18,307,261.00	49	16,925,092.00	43	23,338,502.00	35	15,539,494.00	49	14,470,958.00
Improvements										
Residential	18	624,778.00	20	266,531.00	28	548,035.00	30	613,644.00	18	123,536.00
Commercial	20	4,247,756.00	19	17,599,228.00	15	1,849,971.00	12	4,126,133.00	19	1,148,654.00
Fire Supression Systems	4	94,000.00	8	35,020.00	6	182,606.00	5	1,251.50	8	192,000.00
Other										
SUB-TOTAL	42	4,966,534.00	47	17,900,779.00	49	2,580,612.00	47	4,741,028.50	45	1,464,190.00
TOTAL PERMITS	99	23,273,795.00	96	34,825,871.00	92	25,919,114.00	82	20,280,522.50	94	15,935,148.00

	Sep-12		Sep-11		Sep-10		Sep-09		Sep-08	
	BP\U	Valuation	BP\U	Valuation	BP\U	Valuation	BP\U	Valuation	BP\U	Valuation
New Construction										
Single Family	27	7,659,902.00	10	2,283,072.00	8	1,531,893.00	8	1,886,032.00	6	1,565,120.00
Multi Family									4	1,617,048.00
Duplex	4	1,019,397.00							2	827,242.00
Townhomes			2	229,750.00	4	600,092.00				
Commercial	1	939,652.00			1	60,000.00	4	2,536,837.00	3	2,529,406.00
Other	2	22,400.00	1	489,825.00				239,641.00		
SUB-TOTAL	34	9,641,351	13	3,002,647.00	13	2,191,985.00	12	4,662,510.00	15	6,538,816.00
Improvements										
Residential	107	1,152,503.00	173	1,705,469.00	565	5,008,752.00	80	1,044,063.00	20	400,164.00
Commercial	46	1,758,286.00	69	3,451,756.00	157	3,636,510.00	16	2,473,173.00	10	12,814,055.00
Fire Supression Systems			11	163,047.00	8	716,485.00	6	101,568.00	5	251,084.00
Other	12	155,462.00	14	164,087.00	3	97,975.00	6	211,088.00	114	905,387.00
SUB-TOTAL	165	3,066,251	267	5,484,359.00	733	9,459,722.00	108	3,829,892.00	149	14,370,690.00
TOTAL PERMITS	199	12,707,602	280	8,487,006.00	746	11,651,707.00	120	8,492,402.00	164	20,909,506.00



IMPACT FEES CALENDAR YEAR 2017

MONTH	STREET	FIRE	WATER	WW	MONTHLY	YTD
January	269,446.97	10,987.43	87,114.60	49,418.29	416,967.29	416,967.29
February	234,988.94	8,185.24	62,586.95	33,861.30	339,622.43	756,589.72
March	561,535.73	32,275.26	241,225.09	130,099.84	965,135.92	1,721,725.64
April	198,025.71	14,781.65	105,559.05	59,635.76	378,002.17	2,099,727.81
May	306,920.33	21,264.95	191,989.01	116,867.68	637,041.97	2,736,769.78
June	484,117.25	45,547.94	269,837.70	167,086.15	966,589.04	3,703,358.82
July	481,718.97	28,528.20	146,796.62	82,956.08	739,999.87	4,443,358.69
August	491,463.73	24,695.98	175,432.30	95,969.15	787,561.16	5,230,919.85
September	754,237.83	85,062.40	342,858.19	226,030.38	1,408,188.80	6,639,108.65
October					-	
November					-	
December					-	

BUILDING REVENUE, FISCAL YEAR 2018

MONTH	BUILDING	PLAN REVIEW	ELECTRIC	MECHANICAL/ PLUMBING	Fire Alarm/ Suppression	Penalty/ Other Fees	Monthly	FISCAL YTD
June 2018								
May 2018								
April 2018								
March 2018								
February 2018								
January 2018								
December 2017								
November 2017								
October 2017								
September 2017	77,647.00	46,120.48	16,813.50	25,331.22	708.75	3,056.50	169,677.45	507,670.04
August 2017	41,161.49	105,146.60	9,411.35	17,290.50	1,153.25	8,721.21	182,884.40	337,992.59
July 2017	43,643.13	70,652.81	11,898.25	26,359.50	940.50	1,614.00	155,108.19	155,108.19

