

BUILDING PERMIT REPORT

								FISCAL YEAR 2018	
		Jul-2017		Jul-2016		FYTD as of July 2017		FYTD as of July 2016	
		THIS MONTH - FY2018		THIS MONTH - FY2017		FY TO DATE - FY2018		FY TO DATE - FY2017	
NEW CONSTRUCTION	NO	VALUATION	NO	VALUATION	NO.	VALUATION	NO	VALUATION	
SINGLE FAMILY	35	8,424,313.00	42	10,091,563.00	35	8,424,313.00	42	10,091,563.00	
DUPLEX	3	1,092,180.00	2	699,336.00	3	1,092,180.00	2	699,336.00	
MULTI-FAMILY JULY UNITS - 45	6	4,788,277.00			6	4,788,277.00	-		
FISCAL YEAR TOTAL UNITS - 45			6	3,765,716.00	-	Units 45	6	3,765,716.00	
MISC (GARAGE, SHED, ADU ETC.)	3	297,915.00	3	139,206.00	3	297,915.00	3	139,206.00	
ASSEMBLY					-	-	-	-	
BUSINESS	1	683,407.00	1	439,838.00	1	683,407.00	1	439,838.00	
EDUCATIONAL	1	75,000.00			1	75,000.00	-	-	
FACTORY					-	-	-	-	
HAZARDOUS					-	-	-	-	
INSTITUTIONAL					-	-	-	-	
MERCHANTILE					-	-	-	-	
MOTEL/HOTEL					-	-	-	-	
STORAGE / OTHER	1	617,581.00	3	95,518.00	1	617,581.00	3	95,518.00	
TOTAL	50	15,978,673.00	57	15,231,177.00	50	15,978,673.00	57	15,231,177.00	
ADDITION/REMODEL	NO.	VALUATION	NO.	VALUATION	NO.	VALUATION	NO.	VALUATION	
RESIDENTIAL	19	481,204.00	29	543,352.00	19	481,204.00	29	543,352.00	
COMMERCIAL	21	9,061,892.00	29	8,948,791.00	21	9,061,892.00	29	8,948,791.00	
TOTAL	40	9,543,096.00	58	9,492,143.00	40	9,543,096.00	58	9,492,143.00	
CONSTRUCTION VALUE									
REVENUE	NO	AMOUNT	NO	AMOUNT	NO	AMOUNT	NO	AMOUNT	
BUILDING	102	43,643.13	120	65,099.02	102	43,643.13	120	65,099.02	
PLAN CHECK	223	70,652.81	163	79,262.63	223	70,652.81	163	79,262.63	
ELECTRICAL	104	11,898.25	107	13,820.00	104	11,898.25	107	13,820.00	
PLUMBING/MECHANICAL	162	26,359.50	155	19,860.44	162	26,359.50	155	19,860.44	
FIRE ALARM /SPRINKLER SYSTEM	2	940.50	2	166.25	2	940.50	2	166.25	
DEMOLITION / MOVING	-	-	-	-	-	-	-	-	
CODE ENFORCEMENT	-	-	-	-	-	-	-	-	
SIGNS PERMITS	10	646.25	3	155.75	10	646.25	3	155.75	
PENALTIES	6	692.75	3	375.00	6	692.75	3	375.00	
EXTENSION FEES	5	275.00	6	450.00	5	275.00	6	450.00	
INSPECTION FEES	-	-	3	712.50	-	-	3	712.50	
MISC REVENUE	-	-	2	26.00	-	-	2	26.00	
TOTAL	614	155,108.19	564	179,927.59	614	155,108.19	564	179,927.59	

City Manager
 PO Box 1230
 Bozeman MT 59771

Dear City Manager:

The following report is submitted to show the permits issued and fees charged for the month of July 2017. The list of building, plumbing and electrical permits are attached in addition to the monthly and yearly summary of housing and commercial building activity.

	2017		2016	
	No.	Fee	No.	Fee
Electrical Permits	104	11,898.25	107	13,820.00
Plumbing/Mechanical Permits	162	26,359.50	155	19,860.44
Moving Permits	-	-	-	-
Demolition Permits	-	-	-	-
Fire Alarm/Suppression Systems	2	940.50	2	166.25
Inspection Fees	-	-	3	712.50
Sign Permits	10	646.25	3	155.75
Code Enforcement	-	-	-	-
Penalty Fees	6	692.75	3	375.00
Plan Check Fees	223	70,652.81	163	79,262.63
Building Permits	102	43,643.13	120	65,099.02
SUB-TOTALS:	609	154,833.19	556	179,451.59
Other Bldg Div Rev.			8	476.00
Building Bond Fees				
New Water	42	11,329.08	63	16,452.96
New Sewer	49	987.00	53	1,071.00
Water/Sewer Inspection Fee	49	4,700.00	53	5,100.00
Eng. Maps/Prints/Docs	7	131.82	8	234.66
Floodplain Dev. Permits				
Storm Water Permit				
Degradation Permit	4	996.30	3	259.20
Street Cut Permits	4	200.00	4	200.00
Cash-in-Lieu of Water Rights				
Other Eng. Misc. Rev.	11	50,183.52	2	600.00
Planning Docs/Maps				
Encroachment Permits				
Planning Reuse permit	1	128.00		
Planning Review Residential	51	2,652.00	49	2,450.00
Planning Review Commercial	12	1,100.00	15	1,575.00
Planning Review Signs	9	1,090.00	7	805.00
Business Licenses	80	3,777.00	64	2,760.00
Master Plan Amendment				
Improvements Agreement				
Other Planning Div. Rev.	16	160.00	14	150.00
Zoning/Comm. Dev. Docs/Maps				
Deposits / Rent Chall Gardens				
Certificate of Appropriateness COA				
Zone Map/Code Amendments				
Pay-in-lieu of Parks	3	75.00	1	50.00
Planning & Zoning	53	683,499.00	37	29,865.96
Parade / Public Assembly Permit	7	460.00	7	460.00
Film Permit	1	30.00	1	30
Annexation Fees				
Other Zoning/CD Rev/Sign Tag				
Planned Unit Development - PUD				
Street Impact Fees	44	481,718.97	61	298,933.54
Fire Impact Fees	40	28,528.20	59	21,793.02
Water Impact Fees	40	146,796.62	56	156,157.11
WasteWater Impact Fees	40	82,956.08	56	85,256.47
SUB-TOTAL:	563	1,501,498.59	621	624,679.92
TOTAL RECEIPTS:	1,172	1,656,331.78	1,177	804,131.51

Respectfully submitted,

Bob Risk
 Chief Building Official

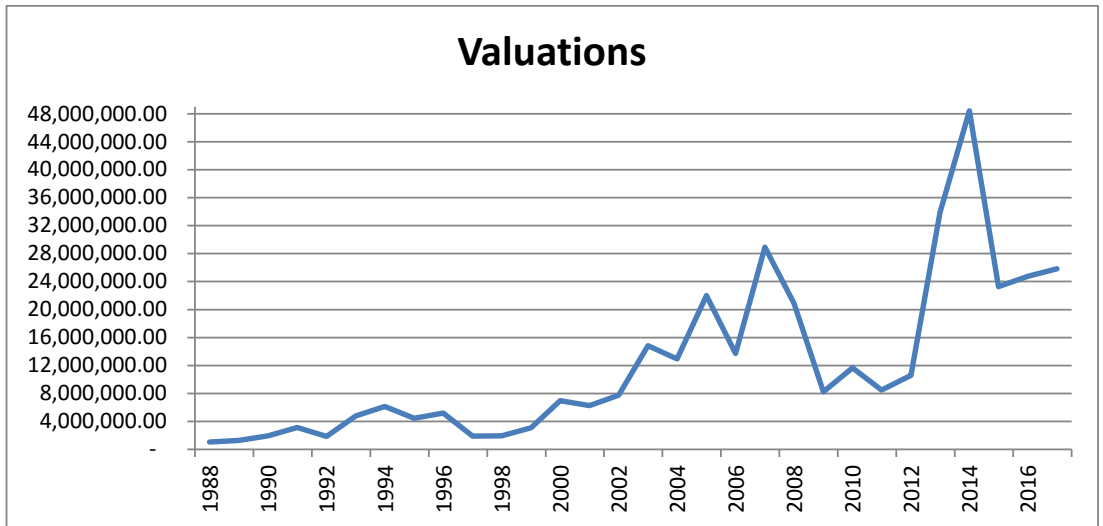
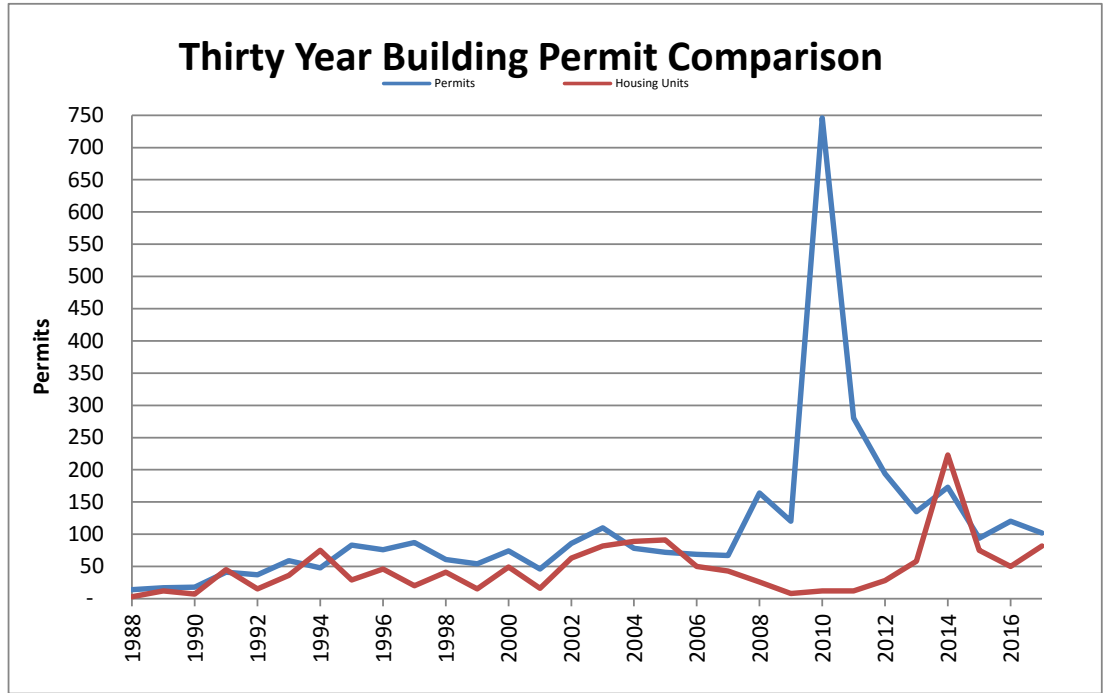
July 2017 - Building Permits											
DATE	PERMIT #		ADDRESS	OWNER	CONTRACTOR	PERMIT FEE	PLAN CHECK	SQ FOOT	VALUATION	DESCRIPTION	
07/10/17	17 25032	3997	VALLEY COMMONS	Wil Sampson	BBG CONTRACTORS	2,098.00	2,768.38	8,739	683,407.00	COMM OFFICES, BANKS, PROF.BLDGS	
07/07/17	17 25236	0	MSU	MONTANA STATE UNIVERSITY	SPRING CORPORATION	407.25	419.75	-	75,000.00	COMM INSTITUTIONS & UNIVERSITIES	
07/21/17	16 24751	100	NELSON	MT DEPT TRANSPORTATION (MDOT)	KRUSE ENTERPRISES INC	2,228.00	2,062.91	11,424	617,581.00	COMM OTHER SHELTER, NON-HOUSEK.	
						4,733.25	5,251.04	20,163	1,375,988.00		
07/14/17	17 25558	536 S	COTTONWOOD	A. O. GROUP INC	LANGLAS & ASSOCIATES, INC	7,706.00	9,461.03	5,663	2,250,000.00	COMM ADDITION	
07/05/17	17 25421	326 E	MENDENHALL	PETERSEN LEGACY LLC	SHEARMAN CONSTRUCTION LLC	623.75	978.88	3,318	275,000.00	COMM ALTERATION	
07/25/17	17 24929	2515	CATAMOUNT	CAPE-FRANCE ENTERPRISES	WALKER CONSTRUCTION	26.75	1,378.22	2,613	328,141.00	COMM RESTAURANTS & BARS	
07/07/17	17 25162	516	BRYANT	B & T GOLD LLC	FLYING Z CUSTOM	64.50	59.32	540	5,500.00	COMM TENANT IMPROVEMENT	
07/10/17	17 25523	416 N	7TH	AEQUUM LLC	HISA INC	563.75	633.59	2,172	125,000.00	COMM TENANT IMPROVEMENT	
07/14/17	17 25554	1015 W	MAIN	MCDONALD LAND HOLDINGS LLC	CUCANCIC CONSTRUCTION INC	1,051.25	818.84	2,694	300,000.00	COMM TENANT IMPROVEMENT	
07/14/17	17 25604	0	MSU	MSU FACILITIES	MSU FACILITY SERVICES	410.50	-	-	164,550.00	COMM TENANT IMPROVEMENT	
07/18/17	16 24779	5 W	MENDENHALL	5 WEST LLC	L. KEELEY CONSTRUCTION	64.50	1,882.89	12,373	750,000.00	COMM TENANT IMPROVEMENT	
07/18/17	17 25020	705	OSTERMAN	FRONTAGE ROAD COMM PROP LLC	MARTEL CONSTRUCTION, INC	136.50	1,387.28	5,700	485,000.00	COMM TENANT IMPROVEMENT	
07/18/17	17 25533	510 N	7TH	FOLKVORD INVESTMENTS LLC	BBG CONTRACTORS	2,448.00	2,219.10	5,708	985,000.00	COMM TENANT IMPROVEMENT	
07/19/17	16 24818	2219 W	OAK	HIGHGATE BOZEMAN LLC	HARVEY'S PLUMBING/HEATING, INC	94.50	294.46	200	50,000.00	COMM TENANT IMPROVEMENT	
07/21/17	16 24732	2111 S	11TH	NB STADIUM VIEW LEASE CO LLC	MCCLLOUD CONSTRUCTION & RENOVAT	57.00	433.56	1,811	70,000.00	COMM TENANT IMPROVEMENT	
07/21/17	17 24980	300	HIGHLAND	DAHL FUNERAL CHAPELS	JACKSON CONTRACTOR GROUP INC	49.50	860.28	3,600	285,000.00	COMM TENANT IMPROVEMENT	
07/21/17	17 25169	5 W	MENDENHALL	5 WEST LLC	L. KEELEY CONSTRUCTION	64.50	704.45	1,640	123,000.00	COMM TENANT IMPROVEMENT	
07/21/17	17 25537	19	TAI	JARRETT, DAVID & YVONNE	FULBRIGHT CONSTRUCTION, LLC	358.50	475.82	1,100	100,000.00	COMM TENANT IMPROVEMENT	
07/25/17	17 25705	4181	FALLON	GALLATIN VALLEY HEALTH & FIT	SUNLIGHT CARPENTRY	680.00	481.65	58,988	165,000.00	COMM TENANT IMPROVEMENT	
07/26/17	17 25781	2304 W	MAIN	SUNDANCE CONDO MASTER	R & R TAYLOR CONSTRUCTION, INC	192.00	124.80	-	23,000.00	COMM TENANT IMPROVEMENT	
07/28/17	17 24937	1501	MANDEVILLE	DEPT OF NAT RESOURCES & CONSER	VERTICAL LIMIT CONSTRUCTION, L	230.75	196.79	100	30,000.00	COMM TENANT IMPROVEMENT	
07/21/17	16 24712	730	BOARDWALK	VERTEX HOLDINGS LLC 50%	LANGLAS & ASSOCIATES, INC	5,009.00	6,039.56	21,000	2,500,000.00	COMMERCIAL MIXED USE	
07/21/17	17 25767	307 E	MAIN	BOCAR FAMILY HOLDINGS LIMITED	SICKLER ROOFING SERVICE	192.00	-	-	22,765.00	COMMERCIAL REROOF	
07/27/17	17 25784	0	MSU - TAYLOR HALL	MSU	MADDOX ROOFING & CONSTRUCTION	207.00	-	-	24,936.00	COMMERCIAL REROOF	
						20,230.25	28,430.52	129,220	9,061,892.00		
07/25/17	17 24929	2515	CATAMOUNT	CAPE-FRANCE ENTERPRISES	WALKER CONSTRUCTION	26.75	-	-	1,500.00	FIRE PROTECTION SYSTEMS PERMIT	
07/12/17	17 25393	1221	DURSTON	GALLATIN COUNTY	IT & M DIVISION INC	913.75	-	-	250,000.00	FIRE PROTECTION SYSTEMS PERMIT	
						940.50	-	-	251,500.00		
07/06/17	17 25603	4515	VALLEY COMMONS	DIB LLC	SIGNS & DESIGNS UNLIMITED	87.00	56.55	57	8,500.00	SIGN PERMIT	
07/06/17	17 25606	2066	STADIUM	YOUNKIN, CINDY E	SIGNS & DESIGNS UNLIMITED	26.75	17.39	12	200.00	SIGN PERMIT	
07/07/17	17 25462	232 E	MENDENHALL	LOWE, BRAD & ELLIE & JAMES	SCS UNLIMITED INC	26.75	17.39	6	1,500.00	SIGN PERMIT	
07/11/17	17 25005	3400	LARAMIE	BRIDGER ORTHOPEDIC PROP LLC	SIGNS OF MONTANA	72.00	46.80	18,000	7,000.00	SIGN PERMIT	
07/19/17	17 25453	1482 N	15TH	GABRIEL MCCORMICK OFFICE LLC	SIGNS OF MONTANA	26.75	17.39	40	934.00	SIGN PERMIT	
07/19/17	17 25454	1336	STONERIDGE	FIRST MONTANA BANK	SIGNS OF MONTANA	57.00	37.05	18	4,794.00	SIGN PERMIT	
07/19/17	17 25486	125 W	MAIN	TOUCHSTONE DEVELOPMENT LLC	SIGNS OF MONTANA	42.00	27.30	12	2,658.00	SIGN PERMIT	
07/19/17	17 25596	1934 N	19TH	SBL BOZEMAN LLC	SIGNS OF MONTANA	254.50	165.43	272	34,600.00	SIGN PERMIT	
07/19/17	17 25650	380	AUTOMOTIVE	J & D FAMILY PARTNERSHIP	MILLER CONSTRUCTION, JOHN L	26.75	17.39	54	50.00	SIGN PERMIT	
07/27/17	17 25708	2504 W	MAIN	SC PARTNERSHIP	SIGNS OF MONTANA	26.75	17.39	78	800.00	SIGN PERMIT	
						646.25	420.08	18,549	61,036.00		
07/21/17	17 25346	4645	CASCADE	CHAMBERLIN, KATELYNN R	MONTANA STEEL INSIDUSTRIES	275.00	317.68	600	92,236.00	RES ACCESSORY DWELLING UNIT	
07/26/17	17 25473	3318	FEN	BURDETTE, STEPHEN	DON SCHMIDT CONTRACTING,LLC	272.00	333.74	1,302	91,320.00	RES ACCESSORY DWELLING UNIT	
07/19/17	17 25405	1096	ROSA	MSRP, LLC	MEYER-GARRITY GROUP LLC	907.00	1,033.83	3,094	367,338.00	RES DUPLEX (2 UNITS)	
07/25/17	17 25185	3055	BREEZE	ISLANDS, LLC	BLACK LABEL CONSTRUCTION CO	626.00	377.08	2,800	259,588.00	RES DUPLEX (2 UNITS)	
07/28/17	17 25665	3478 S	30TH	HAAS,CHRISTOPHER W & CARISSA N	KIRCHHOFF CONSTRUCTION	1,118.00	1,297.44	5,147	465,254.00	RES DUPLEX (2 UNITS)	
07/21/17	17 25609	3139	BLACKBIRD	CAVALLINI, STEVEN SHANE	CAVALLINI CONSTRUCTION LLC	366.00	464.67	1,725	114,359.00	RES GARAGES & CARPORTS	
07/21/17	17 25630	2124 N	ROUSE	CELANDER TRAILER COURT	AMERICAN HOME CENTERS LLC	184.50	119.93	-	22,500.00	RES MOBILE / MODULAR HOME ON LOT	
07/03/17	17 25396	3420 S	23RD	SUNRISE HOMES LLC	SUNRISE HOMES, LLC	725.00	845.81	3,222	304,687.00	RES SINGLE FAMILY DWELLING	
07/07/17	17 25483	4444	GLENWOOD	WESTBROOK DEVELOPMENT LLC	AARON MILLS CONSTRUCTION	620.00	709.59	2,789	254,719.00	RES SINGLE FAMILY DWELLING	
07/10/17	17 25369	2909	FLURRY	MAHAR MONTANA HOMES LLC	TCARTER, LLC	629.00	776.42	2,816	259,234.00	RES SINGLE FAMILY DWELLING	
07/12/17	17 25438	1386	POST	BOZEMAN DEACONESS REAL ESTATE	CHASE-SKOGEN HOMES, INC	444.00	561.26	1,512	179,563.00	RES SINGLE FAMILY DWELLING	
07/12/17	17 25445	4810	VICTORY	RIVER ROCK INVESTMENTS LLC	MOUNTAIN HIGH HOMES INC	877.00	991.42	3,150	364,269.00	RES SINGLE FAMILY DWELLING	
07/12/17	17 25627	540	VALLEY	JJVM PROPERTIES LLC	SWIFTCURRENT BUILDERS LLC	649.00	741.32	2,332	269,413.00	RES SINGLE FAMILY DWELLING	
07/14/17	17 25428	3157	TRADE WIND	MAHAR MONTANA HOMES LLC	GRANITE MOUNTAIN COMPANIES, IN	685.00	833.15	2,500	285,899.00	RES SINGLE FAMILY DWELLING	
07/14/17	17 25539	5756	WESTMORLAND	THE LAKES AT VALLEY WEST	ROI LLC	553.00	691.44	2,470	229,589.00	RES SINGLE FAMILY DWELLING	
07/14/17	17 25607	4491	ETHAN	ALPINE HOMES LLC	SPRINGHILL CONSTRUCTION INC	637.00	749.71	2,298	264,935.00	RES SINGLE FAMILY DWELLING	
07/17/17	17 25497	3437	TSCHACHE	ICCL LLC	SUNRISE HOMES, LLC	852.00	973.16	3,813	352,155.00	RES SINGLE FAMILY DWELLING	
07/17/17	17 25540	3748	ELLIS VIEW	ST CUSTOM HOMES LLC	ST CUSTOM HOMES LLC	918.00	1,180.50	4,091	383,190.00	RES SINGLE FAMILY DWELLING	
07/18/17	17 25241	5506	ARNHEM	L2 IV, LLC	ANDERS LEWENDAL CONST, INC	458.00	613.22	1,600	187,650.00	RES SINGLE FAMILY DWELLING	
07/18/17	17 25242	5510	ARNHEM	L2 IV, LLC	ANDERS LEWENDAL CONST, INC	458.00	613.22	1,600	187,650.00	RES SINGLE FAMILY DWELLING	
07/18/17	17 25243	5516	ARNHEM	L2 IV, LLC	ANDERS LEWENDAL CONST, INC	458.00	306.59	1,600	187,650.00	RES SINGLE FAMILY DWELLING	
07/19/17	17 25395	545	WESTGATE	ZACH WERMERS CONSTRUCTION	ZACH WERMERS CONSTRUCTION	559.00	726.23	1,978	230,441.00	RES SINGLE FAMILY DWELLING	
07/19/17	17 25424	4473	GLENWOOD	MEYER-GARRITY GROUP LLC	MEYER-GARRITY GROUP LLC	501.00	579.91	1,666	200,377.00	RES SINGLE FAMILY DWELLING	
07/19/17	17 25597	4432	GLENWOOD	ARRON MILLS	AARON MILLS CONSTRUCTION	495.00	593.85	2,222	223,909.00	RES SINGLE FAMILY DWELLING	
07/20/17	17 25581	3139	BLACKBIRD	CAVALLINI, STEVEN SHANE	CAVALLINI CONSTRUCTION LLC	476.00	620.13	2,047	216,839.00	RES SINGLE FAMILY DWELLING	
07/21/17	17 25333	4645	CASCADE	CHAMBERLIN, KATELYNN R	MONTANA STEEL INSIDUSTRIES	489.00	607.80	2,100	222,453.00	RES SINGLE FAMILY DWELLING	
07/21/17	17 25443	3606	TSCHACHE	BRIGHT DEVELOPMENT LLC	SWIFTCURRENT BUILDERS LLC	894.00	1,002.29	4,025	370,138.00	RES SINGLE FAMILY DWELLING	
07/21/17	17 25569	532	VALLEY	JOHNSON, RONALD & SHERRY	K & E ENTERPRISES INC	525.00	650.88	2,343	217,061.00	RES SINGLE FAMILY DWELLING	
07/21/17	17 25575	2482	ANDALUSIAN	UPSLOPE CONSTRUCTION LLC	UPSLOPE CONSTRUCTION LLC	760.00	858.73	2,708	314,699.00	RES SINGLE FAMILY DWELLING	
07/25/17	17 25422	516	VALLEY	JENN ESTATE INC	PENNER CONSTRUCTION CO	326.00	456.87	1,180	135,632.00	RES SINGLE FAMILY DWELLING	
07/25/17	17 25602	4752	VICTORY	MOUNTAIN RAIN LLC	COVENANT HOMES INC	930.00	1,196.50	3,102	372,872.00	RES SINGLE FAMILY DWELLING	
07/26/17	17 25472	3318	FEN	BURDETTE, STEPHEN	DON SCHMIDT CONTRACTING,LLC	482.00	688.41	2,071	219,381.00	RES SINGLE FAMILY DWELLING	

DATE	PERMIT #	ADDRESS	OWNER	CONTRACTOR	PERMIT FEE	PLAN CHECK	SQ FOOT	VALUATION	DESCRIPTION
07/26/17	17 25677	550 WESTGATE	THE LAKES AT VALLEY WEST	ROI LLC	556.00	699.08	2,486	228,706.00	RES SINGLE FAMILY DWELLING
07/28/17	17 25534	3163 S 22ND	VELOCITY DEVELOPMENT LLC	VELOCITY DEVELOPMENTS	661.00	820.68	2,995	264,843.00	RES SINGLE FAMILY DWELLING
07/31/17	17 25253	4178 ANNIE	JXM & ASSOCIATES LLC	JXM ASSOCIATES, LLC	525.00	611.88	1,676	206,217.00	RES SINGLE FAMILY DWELLING
07/31/17	17 25743	3129 TRADE WIND	CHASE HOLLAND LLC	CHASE HOLLAND LLC	457.00	583.05	2,064	184,135.00	RES SINGLE FAMILY DWELLING
07/25/17	17 25637	561 N LAUREL	BRB HOLDINGS LLC	ELITE DEVELOPMENT GROUP LLC	510.00	646.74	2,284	210,084.00	RES TOWNHOUSE (ATTACHED SFD)
07/25/17	17 25638	553 N LAUREL	BRB HOLDINGS LLC	ELITE DEVELOPMENT GROUP LLC	510.00	646.74	2,284	210,084.00	RES TOWNHOUSE (ATTACHED SFD)
07/28/17	17 25409	2410 RENEE	BAXTER SQUARE PARTNERS LLC	SMC, LLC	534.00	703.09	2,385	221,113.00	RES TOWNHOUSE (ATTACHED SFD)
07/28/17	17 25410	2418 RENEE	BAXTER SQUARE PARTNERS LLC	SMC, LLC	534.00	703.09	2,353	221,113.00	RES TOWNHOUSE (ATTACHED SFD)
07/28/17	17 25411	2422 RENEE	BAXTER SQUARE PARTNERS LLC	SMC, LLC	534.00	703.09	2,385	221,113.00	RES TOWNHOUSE (ATTACHED SFD)
07/03/17	17 25130	3083 WARBLER	LOCATI, JERRY & RYAN	PINNACLE CONSTRUCTION, INC	1,984.00	2,526.16	8,896	765,343.00	RES FOURPLEX
07/03/17	17 25131	3123 WARBLER	LOCATI, JERRY & DANIEL	PINNACLE CONSTRUCTION, INC	1,984.00	2,526.16	8,896	765,343.00	RES FOURPLEX
07/17/17	17 25474	4046 SUNSTONE	THOMPSON, THEODORE &	GREAT BEAR OF MONTANA	1,259.10	1,840.50	5,353	456,670.00	RES FOURPLEX
07/19/17	16 23604	2354 GALLATIN GREEN	50% TJ HOLDINGS, LLC	TRAVIS HARTMAN CONSTRUCTION	1,205.60	1,575.49	5,224	576,957.00	RES TRIPLEX
07/19/17	17 25276	776 PROFESSIONAL	COLLEGE STATION LLC	DA LAND CO LLC	2,623.00	3,254.47	11,280	1,111,982.00	RES 5+ UNITS
07/19/17	17 25277	766 PROFESSIONAL	COLLEGE STATION LLC	DA LAND CO LLC	2,623.00	3,254.47	11,280	1,111,982.00	RES 5+ UNITS
					35,648.20	43,607.47	147,744	14,602,685.00	
07/13/17	17 25374	28 SHERIDAN	REHBERGER, ALANA & RICHARD	LUTEY CONSTRUCTION/CRAFTSMAN	335.75	277.72	500	52,965.00	RES ADDITION
07/17/17	17 25135	407 N BROADWAY	KIRKPATRICK, TRAVIS & AMBER	FAT CAT DESIGN INC	500.75	603.88	976	103,388.00	RES ADDITION
07/31/17	17 25617	502 DELL	PENCE, MARK C & JILL C	NORDESIGN	124.50	132.66	128	13,559.00	RES ADDITION
07/31/17	17 25646	1624 S BLACK	STENBERG, ROBERT A & MONA M	MOZER CONSTRUCTION LLC	264.00	272.85	342	36,228.00	RES ADDITION
07/10/17	17 25137	1016 S 5TH	SOUTH SIDE PARTNERS LLC	OZZ CONSTRUCTION	374.75	354.59	1,100	80,000.00	RES ALTERATION
07/13/17	17 25723	823 W VILLARD	FOGARTY, WILLIAM & VIRGINIA	OWNER IS GENERAL	32.75	-	-	1,825.00	RES ALTERATION
07/17/17	17 25476	203 S 7TH	JOHNSON, ALEX H, THOMAS H AND	ASPEN CARPENTRY	230.75	204.59	-	30,000.00	RES ALTERATION
07/20/17	17 25624	500 S 20TH	DALVIT, DANA 57%	A & K MAINTENANCE	94.50	96.21	800	10,000.00	RES ALTERATION
07/24/17	17 25496	703 S GRAND	REDDAN, LISA PAIGE	OZZ CONSTRUCTION	154.50	100.43	200	18,000.00	RES ALTERATION
07/25/17	17 25639	11 W COLLEGE	FLANAGAN KLUNDER & ASSOC LLC	BUFFALO RESTORATION, INC	283.00	343.70	4,200	75,000.00	RES ALTERATION
07/28/17	17 25756	615 N GRAND	KITTLESON, ARNOLD M	OWNER IS GENERAL	26.75	17.39	-	1,500.00	RES ALTERATION
07/28/17	17 25792	132 S 15TH	PAUNOVICH, DEZARAY &	OWNER IS GENERAL	26.75	17.39	-	500.00	RES ALTERATION
07/05/17	17 25684	4230 E GRAF	TAYLOR, JOHN & BONNIE	YANT ROOFING	147.00	-	-	16,672.00	RESIDENTIAL REROOF
07/20/17	17 25763	845 JESSIE	DURHAM, DANA & AUDREA	ROBERT LANGLEY ENTERPRISES	109.50	-	-	11,447.00	RESIDENTIAL REROOF
07/21/17	17 25768	702 N BOZEMAN	GYR, PHILIP	CRACK-A-NOON DEVELOPMENT WORKS	49.50	-	-	3,120.00	RESIDENTIAL REROOF
07/14/17	17 25530	416 W ARNOLD	FLAHERTY, ROBERT J & CAROL ANN	MOTIF CONSTRUCTION LLC	49.50	32.18	40	4,000.00	WINDOW REPLACEMENT PERMIT
07/18/17	17 25682	1321 S WILLSON	FORD, BENNETT C	OWNER IS GENERAL	79.50	51.68	-	7,500.00	WINDOW REPLACEMENT PERMIT
07/19/17	17 25733	720 S 9TH	DAK MAC PROPERTIES LLC	BENNETT PROJECT MANAGEMENT	64.50	41.93	-	6,000.00	WINDOW REPLACEMENT PERMIT
07/27/17	17 25332	204 E OLIVE	CALLOW, TODD A & SARA A	JAY DICK DBA HOME CRAFTSMAN	94.50	61.43	-	9,500.00	WINDOW REPLACEMENT PERMIT
July 2017: 102 Permits; 82 New Housing Units: \$25,834,305.00 Valuation					3,042.75	2,608.63	8,286	481,204.00	
July 2016: 120 Permits; 50 New Housing Units: \$24,752,343.00 Valuation					65,241.20	80,317.74	323,962	25,834,305.00	

Month of July

THIRTY YEAR BUILDING PERMIT COMPARISON

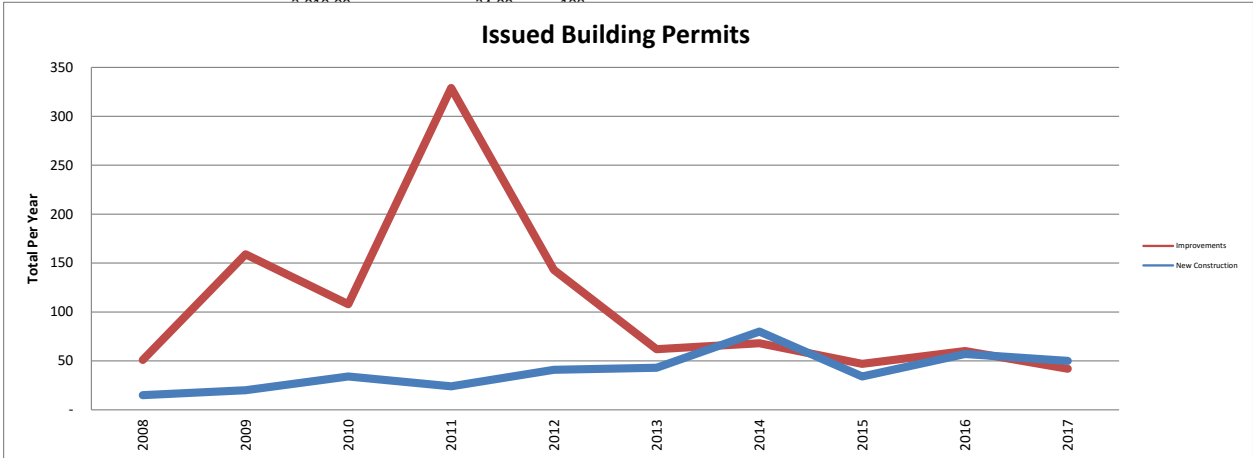
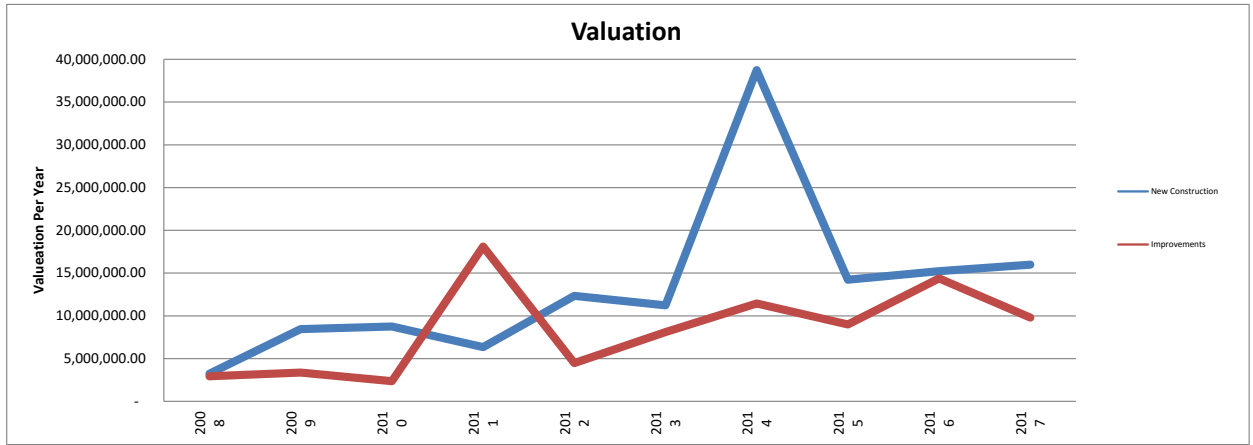
Jul-17	Housing		Fiscal YTD		
	Permits	Units	Valuation	Permits	Units
2017	102	82	25,834,305.00	102	82
2016	120	50	24,752,343.00	120	50
2015	94	75	23,271,657.00	94	75
2014	173	223	48,426,507.00	173	223
2013	135	58	33,918,078.00	533	167
2012	194	28	10,578,660.00	411	109
2011	280	12	8,487,006.00	647	112
2010	746	12	11,651,707.00	969	60
2009	120	8	8,252,761.00	396	82
2008	164	26	20,909,506.00	423	35
2007	67	43	28,924,777.00	298	139
2006	69	50	13,703,822.00	364	282
2005	72	91	22,019,443.00	327	230
2004	78	89	12,953,323.00	341	343
2003	110	82	14,822,630.00	305	282
2002	86	63	7,754,408.00	316	190
2001	46	16	6,271,512.00	244	127
2000	74	49	6,969,167.00	222	131
1999	54	15	3,104,593.00	232	174
1998	61	41	1,949,696.00	216	121
1997	87	20	1,907,198.00	280	122
1996	76	46	5,206,545.00	299	120
1995	83	29	4,442,066.00	274	217
1994	48	75	6,136,624.00	264	93
1993	59	36	4,792,552.00	208	116
1992	37	15	1,875,581.00	183	120
1991	41	45	3,146,965.00	165	88
1990	18	7	1,918,411.00	102	49
1989	17	12	1,299,920.00	74	40
1988	14	3	1,054,078.00	45	19



**SINGLE MONTH COMPARISON FOR 10 YEAR BUILDING PERMITS
BUILDING DEPARTMENT -- CITY OF BOZEMAN**

	Jul-17		Jul-16		Jul-15		Jul-14		Jul-13	
	BP\U	Valuation	BP\U	Valuation	BP\U	Valuation	BP\U	Valuation	BP\U	Valuation
New Construction										
Single Family	30	7,340,806.00	36	8,963,771.00	25	6,844,924.00	41	9,431,044.00	41	9,637,313.00
Multi Family	6	4,788,277.00	6	3,765,716.00	2	5,602,499.00	11	22,295,096.00	1	1,174,679.00
Duplex	3	1,092,180.00	2	699,336.00			1	348,003.00		
Townhomes	5	1,083,507.00	6	1,127,792.00			9	1,063,569.00		
Commercial	3	1,375,988.00	4	535,356.00	5	1,698,040.00	9	4,815,829.00	1	
Other	3	297,915.00	3	139,206.00	2	78,383.00	9	787,867.00		424,748.00
SUB-TOTAL	50	15,978,673.00	57	15,231,177.00	34	14,223,846.00	80	38,741,408.00	43	11,236,740.00
Improvements										
Residential	19	481,204.00	29	5,433,523.00	19	567,555.00	43	808,010.00	38	726,670.00
Commercial	21	9,061,892.00	29	8,948,791.00	24	8,410,284.00	25	10,628,189.00	21	7,378,283.00
Fire Supression Systems	2	251,500.00	2		4	15,355.00			3	909.50
Other										
SUB-TOTAL	42	9,794,596.00	60	14,382,314.00	47	8,993,194.00	68	11,436,199.00	62	8,105,862.50
TOTAL PERMITS	92	25,773,269.00	117	29,613,491.00	81	23,217,040.00	148	50,177,607.00	105	19,342,602.50

	Jul-12		Jul-11		Jul-10		Jul-09		Jul-08	
	BP\U	Valuation	BP\U	Valuation	BP\U	Valuation	BP\U	Valuation	BP\U	Valuation
New Construction										
Single Family	30	8,074,926.00	22	5,315,250.00	20	4,927,343.00	12	2,726,250.00	7	1,678,566.00
Multi Family			1	409,401.00	1	3,735,325.00	4	4,982,742.00		
Duplex	4	1,519,708.00								
Townhomes	4	1,722,184.00			8		4	730,517.00	8	1,555,222.00
Commercial	2	955,650.00	1	614,459.00	5	97,834.00				
Other	1	69,504.00								
SUB-TOTAL	41	12,341,972	24	6,339,110.00	34	8,760,502.00	20	8,439,509.00	15	3,233,788.00
Improvements										
Residential	97	1,180,997.00	245	2,492,245.00	66	752,643.00	134	1,686,141.00	20	975,174.00
Commercial	34	3,192,599.00	73	15,481,564.00	29	1,473,009.00	18	1,626,787.00	16	1,841,971.00
Fire Supression Systems			5	99,568.00	6	65,996.00	2	4,550.00	4	18,285.00
Other	12	105,143.00	6	32,597.00	7	67,500.00	5	56,786.00	11	102,700.00
SUB-TOTAL	143	4,478,739	329	18,105,974.00	108	2,359,148.00	159	3,374,264.00	51	2,938,130.00
TOTAL PERMITS	184	16,820,711	353	24,445,084.00	142	11,119,650.00	179	11,813,773.00	66	6,171,918.00



IMPACT FEES CALENDAR YEAR 2017

MONTH	STREET	FIRE	WATER	WW	MONTHLY	YTD
January	269,446.97	10,987.43	87,114.60	49,418.29	416,967.29	416,967.29
February	234,988.94	8,185.24	62,586.95	33,861.30	339,622.43	756,589.72
March	561,535.73	32,275.26	241,225.09	130,099.84	965,135.92	1,721,725.64
April	198,025.71	14,781.65	105,559.05	59,635.76	378,002.17	2,099,727.81
May	306,920.33	21,264.95	191,989.01	116,867.68	637,041.97	2,736,769.78
June	484,117.25	45,547.94	269,837.70	167,086.15	966,589.04	3,703,358.82
July	481,718.97	28,528.20	146,796.62	82,956.08	739,999.87	4,443,358.69
August					-	
September					-	
October					-	
November					-	
December					-	

BUILDING REVENUE, FISCAL YEAR 2018

MONTH	BUILDING	PLAN REVIEW	ELECTRIC	MECHANICAL/ PLUMBING	Fire Alarm/ Suppression	Penalty/ Other Fees	Monthly	FISCAL YTD
June 2018								
May 2018								
April 2018								
March 2018								
February 2018								
January 2018								
December 2017								
November 2017								
October 2017								
September 2017								
August 2017								
July 2017	43,643.13	70,652.81	11,898.25	26,359.50	940.50	1,614.00	155,108.19	155,108.19

Figures are for July-17	Housing Starts			Remodels & Additions (includes garages & reroofs)			
	Permits	Valuation	Sq Footage		#	Valuation	
Single Family Residence	30	7,340,806.00	70,456	Residential	19	481,204.00	
Duplex - 6 Units	3	1,092,180.00	11,041	Commercial	21	9,061,892.00	
Multi-Plex - Units	6	4,788,277.00	50,929			COMMERCIAL STARTS	
Townhome	5	1,083,507.00	9,306		Bldgs	Valuation	
Other	3	297,915.00	3,627			Sq Footage	
Total New:	47	14,602,685	145,359	CITY	3	1,375,988.00	20,163
Total Fiscal Year:	47	14,602,685	145,359	Fiscal Total	3	1,375,988	20,163