

BOZEMAN^{MT}

Building

BUILDING PERMIT REPORT

								FISCAL YEAR 2018	
		Aug-2017		Aug-2016		FYTD as of August 2017		FYTD as of August 2016	
		THIS MONTH - FY2018		THIS MONTH - FY2017		FY TO DATE - FY2018		FY TO DATE - FY2017	
NEW CONSTRUCTION		NO	VALUATION	NO	VALUATION	NO.	VALUATION	NO	VALUATION
SINGLE FAMILY	38	8,887,118.00	43	9,962,874.00	73	17,311,431.00	49	12,766,843.00	
DUPLEX	5	1,582,910.00	1	349,569.00	8	2,675,090.00	2	818,932.00	
MULTI-FAMILY AUGUST UNITS - 16	2	465,776.00	1	745,315.00	8	5,254,053.00	3	6,088,886.00	
FISCAL YEAR TOTAL UNITS - 61					-	Units 61	-	62 Units	
MISC (GARAGE, SHED, ADU ETC.)	4	264,897.00	2	119,521.00	7	562,812.00	6	290,072.00	
ASSEMBLY					-	-	2	135,044.00	
BUSINESS					1	683,407.00	-	-	
EDUCATIONAL			1	247,500.00	1	75,000.00	-	-	
FACTORY					-	-	-	-	
HAZARDOUS					-	-	-	-	
INSTITUTIONAL					-	-	-	-	
MERCHANTILE					-	-	-	-	
MOTEL/HOTEL					-	-	-	-	
STORAGE / OTHER	4	160,000.00			5	777,581.00	7	3,373,956.00	
TOTAL	53	11,360,701.00	48	11,424,779.00	103	27,339,374.00	69	23,473,733.00	
ADDITION/REMODEL		NO.	VALUATION	NO.	VALUATION	NO.	VALUATION	NO.	VALUATION
RESIDENTIAL	14	939,644.00	21	844,122.00	33	1,420,848.00	50	1,387,474.00	
COMMERCIAL	8	905,035.00	20	17,907,525.00	29	9,966,927.00	49	26,856,316.00	
TOTAL	22	1,844,679.00	41	18,751,647.00	62	11,387,775.00	99	28,243,790.00	
CONSTRUCTION VALUE									
REVENUE		NO	AMOUNT	NO	AMOUNT	NO	AMOUNT	NO	AMOUNT
BUILDING	99	41,161.49	119	60,139.32	151	43,643.13	239	125,238.34	
PLAN CHECK	172	105,146.60	168	46,860.48	395	70,652.81	331	126,123.11	
ELECTRICAL	86	9,411.35	100	12,220.45	104	11,898.25	207	26,040.45	
PLUMBING/MECHANICAL	139	17,290.50	133	10,666.95	162	26,359.50	288	30,527.39	
FIRE ALARM /SPRINKLER SYSTEM	13	1,153.25	23	2,187.50	2	940.50	25	2,353.75	
DEMOLITION / MOVING	4	600.00	-	-	-	-	-	-	
CODE ENFORCEMENT	1	75.00	-	-	-	-	-	-	
SIGNS PERMITS	7	592.50	7	514.50	10	646.25	10	670.25	
PENALTIES	7	930.21	1	75.00	6	692.75	4	450.00	
EXTENSION FEES	5	375.00	6	450.00	5	275.00	12	900.00	
INSPECTION FEES	-	-	-	-	-	-	3	712.50	
MISC REVENUE	6	6,148.50	1	84.00	-	-	3	110.00	
TOTAL	539	182,884.40	558	133,198.20	835	155,108.19	1,122	313,125.79	

City Manager
 PO Box 1230
 Bozeman MT 59771

Dear City Manager:

The following report is submitted to show the permits issued and fees charged for the month of August 2017. The list of building, plumbing and electrical permits are attached in addition to the monthly and yearly summary of housing and commercial building activity.

	2017		2016	
	No.	Fee	No.	Fee
Electrical Permits	86	9,411.35	100	12,220.45
Plumbing/Mechanical Permits	139	17,290.50	133	10,666.95
Moving Permits	2	300.00	1	84.00
Demolition Permits	2	300.00	-	-
Fire Alarm/Suppression Systems	13	1,153.25	23	2,187.50
Inspection Fees	-	-	-	-
Sign Permits	7	592.50	7	514.50
Code Enforcement	1	75.00	-	-
Penalty Fees	7	930.21	1	75.00
Plan Check Fees	172	105,146.60	168	46,860.48
Building Permits	99	41,161.49	119	60,139.32
SUB-TOTALS:	528	176,360.90	552	132,748.20
Other Bldg Div Rev.	3	148.50	8	1,123.50
Building Bond Fees	3	6,000.00		
New Water	46	13,059.02	39	12,553.99
New Sewer	42	882.00	41	861.00
Water/Sewer Inspection Fee	42	4,200.00	42	4,200.00
Eng. Maps/Prints/Docs	7	22.50		
Floodplain Dev. Permits				
Storm Water Permit				
Degradation Permit	2	259.20	2	148.05
Street Cut Permits	2		2	100.00
Cash-in-Lieu of Water Rights	100			
Other Eng. Misc. Rev.	18	3,094.19	2	255.00
Planning Docs/Maps			16	567.66
Encroachment Permits				
Planning Reuse permit				
Planning Review Residential	96	4,264.00	38	1,900.00
Planning Review Commercial	30	3,300.00	15	1,575.00
Planning Review Signs	8	636.00	11	1,115.00
Business Licenses	102	6,939.19	65	2,507.50
Master Plan Amendment				
Improvements Agreement				
Other Planning Div. Rev.	19	198.66	16	180.00
Zoning/Comm. Dev. Docs/Maps				
Deposits / Rent Chall Gardens				
Certificate of Appropriateness COA				
Zone Map/Code Amendments				
Pay-in-lieu of Parks	3	75.00	7	250.00
Planning & Zoning	51	141,380.71	49	149,272.37
Parade / Public Assembly Permit	6	640.00	10	780.00
Film Permit	1	60.00	3	90
Annexation Fees				
Other Zoning/CD Rev/Sign Tag				
Planned Unit Development - PUD				
Street Impact Fees	50	491,463.73	40	319,594.92
Fire Impact Fees	49	24,695.98	41	40,382.83
Water Impact Fees	96	175,432.30	39	179,245.47
WasteWater Impact Fees	47	95,969.15	39	91,553.83
SUB-TOTAL:	823	972,720.13	525	808,256.12
TOTAL RECEIPTS:	1,351	1,149,081.03	1,077	941,004.32

Respectfully submitted,

Bob Risk
 Chief Building Official

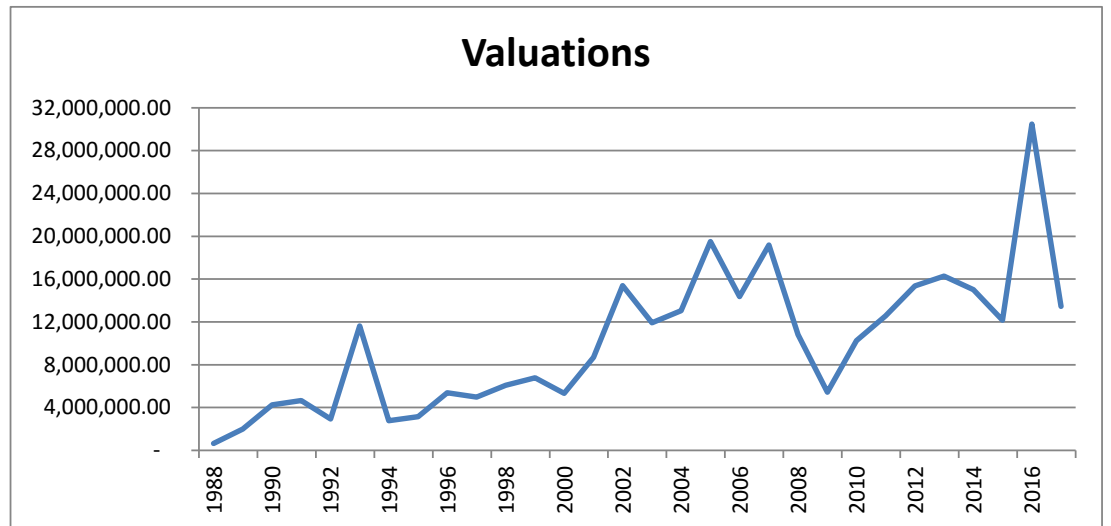
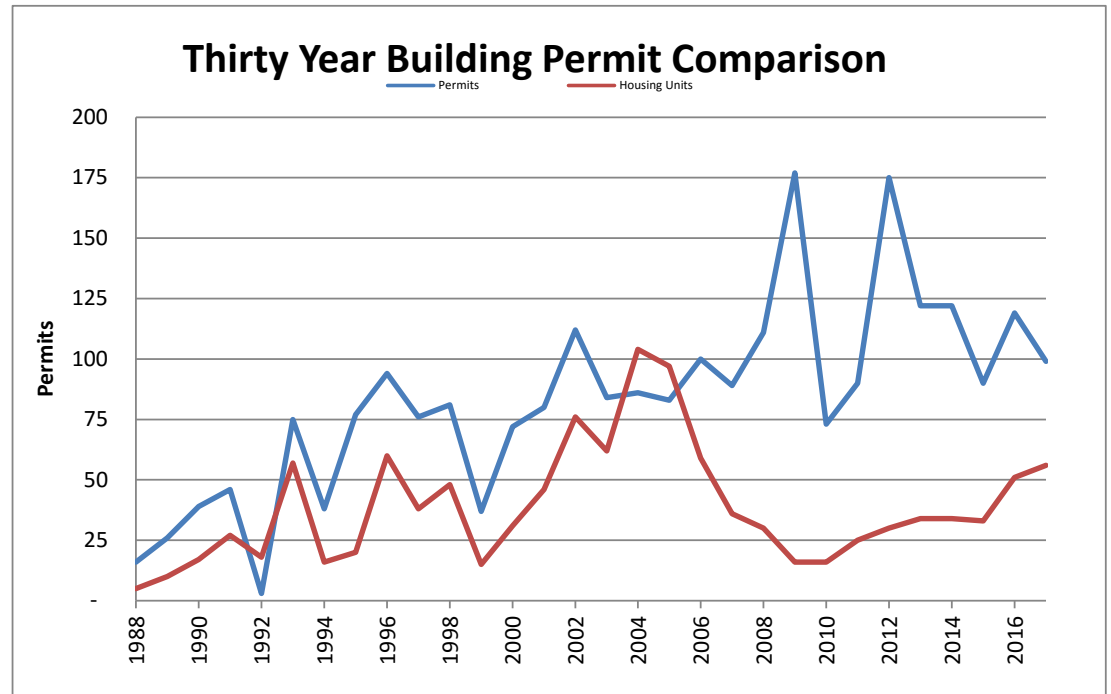
August 2017 - Building Permits											
DATE	PERMIT #		ADDRESS	OWNER	CONTRACTOR	PERMIT FEE	PLAN CHECK	SQ FOOT	VALUATION	DESCRIPTION	
08/03/17	17 25110	859 W	GRANT	MSU	LEGACY TELECOMMUNICATIONS	278.25	180.86	4	40,000.00	COMM STRUCTURES OTHER THAN BLD	
08/03/17	17 25113	859 W	GRANT	MSU	LEGACY TELECOMMUNICATIONS	278.25	180.86	4	40,000.00	COMM STRUCTURES OTHER THAN BLD	
08/03/17	17 25114	859 W	GRANT	MSU	LEGACY TELECOMMUNICATIONS	278.25	180.86	4	40,000.00	COMM STRUCTURES OTHER THAN BLD	
08/03/17	17 25115	0	MSU - FIELDHOUSE	MSU	LEGACY TELECOMMUNICATIONS	278.25	180.86	4	40,000.00	COMM STRUCTURES OTHER THAN BLD	
						1,113.00	723.44	16	160,000.00		
08/16/17	17 25679	1450	ELLIS	BRIDGER ORTHOPEDIC PROP LLC	WALKER CONSTRUCTION	1,353.75	1,800.02	1,250	700,000.00	COMM ALTERATION	
08/03/17	17 25632	1439 W	BABCOCK	HARRIS, NICHOLAS	YOUR NAME	94.50	78.82	1,900	10,000.00	COMM TENANT IMPROVEMENT	
08/09/17	17 25868	801 W	MAIN	SNOWLOAD MASTER LLC	AVANT BUILDING GROUP LLC	42.00	62.08	-	4,185.00	COMM TENANT IMPROVEMENT	
08/10/17	17 25826	4255	KIMBERWICKE	BOZEMAN SCHOOL DISTRICT #7	JACKSON CONTRACTOR GROUP INC	268.75	174.69	-	37,850.00	COMM TENANT IMPROVEMENT	
08/14/17	17 25773	1951	DURSTON	ROCKY MOUNTAIN OIL INC	ROSET AND ASSOCIATES INC	302.00	312.33	400	45,000.00	COMM TENANT IMPROVEMENT	
08/21/17	17 24908	0	MSU - CULBERTSON HALL	MSU - FACILITIES	SPRING CORPORATION	452.75	719.88	500	89,000.00	COMM TENANT IMPROVEMENT	
08/21/17	17 25764	1400 N	19TH	BRIDGER PEAKS LLC	BARRETT CARPENTRY LLC	94.50	147.88	942	10,000.00	COMM TENANT IMPROVEMENT	
08/07/17	17 25834	1091	STONERIDGE	STONERIDGE PROPERTIES LLC	STONERIDGE PROPERTIES LLC	87.00	-	-	9,000.00	COMMERCIAL REROOF	
						2,695.25	3,295.70	4,992	905,035.00		
08/01/17	16 24476	5 W	MENDENHALL	5 WEST LLC	L. KEELEY CONSTRUCTION	94.50	-	3,140	10,000.00	FIRE PROTECTION SYSTEMS PERMIT	
08/01/17	17 25779	528 N	BROADWAY	BROWN, BARRY L	COPPERMINE FIRE SUPPRESSION SY	49.50	32.18	-	4,000.00	FIRE PROTECTION SYSTEMS PERMIT	
08/03/17	17 24865	550 E	BABCOCK	WALLACE - BABCOCK PROPERTIES	ON SITE MANAGEMENT, INC	49.50	-	3,401	4,000.00	FIRE PROTECTION SYSTEMS PERMIT	
08/11/17	16 24405	136 W	MAIN	BANGTAIL PARTNERS LLC	NORTH FORK BUILDERS OF MONTANA	207.00	-	17,694	25,000.00	FIRE PROTECTION SYSTEMS PERMIT	
08/11/17	17 25640	1925 N	22ND	TIMCO HOLDINGS LLC	WALKER CONSTRUCTION	207.00	-	4,320	25,000.00	FIRE PROTECTION SYSTEMS PERMIT	
08/14/17	17 25169	5 W	MENDENHALL	5 WEST LLC	L. KEELEY CONSTRUCTION	42.00	-	1,640	3,000.00	FIRE PROTECTION SYSTEMS PERMIT	
08/16/17	17 25895	1119 S	5TH	ALPHA OMICRON PI SORORITY	COPPERMINE FIRE SUPPRESSION SY	49.50	-	-	3,500.00	FIRE PROTECTION SYSTEMS PERMIT	
08/21/17	17 24865	550 E	BABCOCK	WALLACE - BABCOCK PROPERTIES	ON SITE MANAGEMENT, INC	87.00	-	3,401	9,000.00	FIRE PROTECTION SYSTEMS PERMIT	
08/21/17	17 25334	679	ROSA	CALLIECO LLC	THIRD STREET DEVELOPMENT, INC	87.00	-	2,005	9,000.00	FIRE PROTECTION SYSTEMS PERMIT	
08/24/17	16 24691	1288 N	14TH	HUSHKA, NILES	ROTHERHAM CONSTRUCTION, INC	42.00	-	13,132	3,000.00	FIRE PROTECTION SYSTEMS PERMIT	
08/29/17	16 24533	422 N	PLUM	THE CYPRESS TREE LLC	CS STRUCTURES INC	124.50	-	10,000	14,000.00	FIRE PROTECTION SYSTEMS PERMIT	
08/30/17	17 25632	1439 W	BABCOCK	HARRIS, NICHOLAS	YOUR NAME	87.00	-	1,900	10,000.00	FIRE PROTECTION SYSTEMS PERMIT	
08/30/17	17 25458	1805 W	OAK	BRIDGER PEAKS LLC	LANGLAS & ASSOCIATES, INC	26.75	-	1,151	1,500.00	FIRE PROTECTION SYSTEMS PERMIT	
						1,153.25	32.18	61,784	121,000.00		
08/07/17	17 25247	507 W	MAIN	BOZEMAN EXCHANGE ASSOC LLC	LOWCOUNTRY UNLIMITED, INC.	150.00	-	58,255	58,255.00	DEMOLITION PERMIT	
08/24/17	17 25823	703 S	BLACK	WELBORN, LUKE & JILL STEPHENS	CATRON CREEK LLC	150.00	-	800	5,000.00	DEMOLITION PERMIT	
						300.00	-	59,055	63,255.00		
08/02/17	17 25780	2124 N	ROUSE	CELANDER TRAILER COURT	AMERICAN HOME CENTERS LLC	150.00	-	-	1,200.00	MOVING PERMIT	
08/17/17	17 25840	405 E	MENDENHALL	BOZEMAN SCHOOL DISTRICT #7	TAMIETTI HOUSE MOVING & CONST	150.00	-	-	10,000.00	MOVING PERMIT	
						300.00	-	-	11,200.00		
08/14/17	17 25538	2515	CATAMOUNT	CAPE-FRANCE ENTERPRISES	CAT GRAPHICS INC	132.00	85.80	127	14,633.00	SIGN PERMIT	
08/30/17	17 25709	1982	STADIUM	SBL ENTERPRISES LLC	SIGNS OF MONTANA	26.75	17.39	10	240.00	SIGN PERMIT	
08/30/17	17 25738	1501 S	11TH	MSU FOUNDATION INC	SIGNS OF MONTANA	87.00	56.55	78	9,000.00	SIGN PERMIT	
08/30/17	17 25744	1459 N	19TH	STONE RIDGE PARTNERS LLC	SIGNS OF MONTANA	32.75	21.29	26	1,900.00	SIGN PERMIT	
08/30/17	17 25863	923 N	7TH	DMC PROPERTIES LLC	MEDIA STATION DESIGN WORKS	221.25	143.81	221	27,800.00	SIGN PERMIT	
08/30/17	17 25869	1805 W	OAK	BRIDGER PEAKS LLC	SIGNS OF MONTANA	64.50	41.93	36	6,000.00	SIGN PERMIT	
08/31/17	17 25846	1705 W	COLLEGE	DUDLEY DEVELOPMENT LLC	SIGNS & DESIGNS UNLIMITED	28.25	18.36	42	1,600.00	SIGN PERMIT	
						592.50	385.13	540	61,173.00		
08/14/17	17 25658	4156	RENOVA	UPSLOPE CONSTRUCTION LLC	UPSLOPE CONSTRUCTION LLC	242.00	310.85	558	82,768.00	RES ACCESSORY DWELLING UNIT	
08/24/17	17 25471	703 S	BLACK	WELBORN, LUKE & JILL STEPHENS	CATRON CREEK LLC	336.00	407.64	1,600	116,608.00	RES ACCESSORY DWELLING UNIT	
08/08/17	17 25643	5063	DRAGON FLY	NORTON PROPERTIES LLC	NORTON RANCH HOMES, LLC	994.00	1,168.01	3,380	197,900.00	RES DUPLEX (2 UNITS)	
08/09/17	17 25187	1665	WINDWARD	ISLANDS, LLC	BLACK LABEL CONSTRUCTION CO	626.00	377.08	2,800	259,588.00	RES DUPLEX (2 UNITS)	
08/09/17	17 25629	5111	DRAGON FLY	NORTON RANCH HOMES LLC	NORTON RANCH HOMES, LLC	994.00	1,163.13	1,690	402,175.00	RES DUPLEX (2 UNITS)	
08/16/17	17 25636	4802	GOLDEN GATE	COVENANT LLC	COVENANT HOMES INC	907.00	1,121.57	3,062	365,741.00	RES DUPLEX (2 UNITS)	
08/31/17	17 25782	426 N	MONTANA	GREEN, BIC & RONI ZIMMER	BIC GREEN	867.75	1,224.17	3,720	357,506.00	RES DUPLEX (2 UNITS)	
08/14/17	17 25759	4107	ANNIE	PLUM DESIGN LAB LLC	C.W.J. & ASSOCIATES	124.00	114.81	661	26,328.00	RES GARAGES & CARPORTS	
08/16/17	17 25655	1096	ROSA	MSRP, LLC	MEYER-GARRITY GROUP LLC	185.00	193.55	984	39,193.00	RES GARAGES & CARPORTS	
08/31/17	17 25630	2124 N	ROUSE	CELANDER TRAILER COURT	AMERICAN HOME CENTERS LLC	26.75	119.93	-	22,500.00	RES MOBILE / MODULAR HOME ON LOT	
08/01/17	17 24945	1209 E	MAIN	STEFAN, TIM & AMY	STEFAN ASSOC	845.00	939.39	2,040	224,257.00	RES SINGLE FAMILY DWELLING	
08/02/17	17 25612	4453	GLENWOOD	MEYER-GARRITY GROUP LLC	MEYER-GARRITY GROUP LLC	527.00	642.98	2,376	212,889.00	RES SINGLE FAMILY DWELLING	
08/03/17	17 25273	115 N	CLIFDEN	RICHARDSON, DENNIS &	TIMBERLINE ARCHITECTS, LLC	656.00	835.55	2,273	267,704.00	RES SINGLE FAMILY DWELLING	
08/04/17	17 25748	1857	SPRING VIEW	ADRIAN & KATHLEEN VAUGHN	VON CONSTRUCTION INC	544.00	687.97	2,456	224,665.00	RES SINGLE FAMILY DWELLING	
08/07/17	17 25510	3016	FLURRY	MAHAR MONTANA HOMES LLC	DAVIS DEVELOPMENT LLC	527.00	657.61	1,814	214,462.00	RES SINGLE FAMILY DWELLING	
08/08/17	17 25561	2979	FLURRY	MAHAR MONTANA HOMES LLC	SWIFTCURRENT BUILDERS LLC	682.00	806.01	2,746	251,224.00	RES SINGLE FAMILY DWELLING	
08/08/17	17 25742	3077	TRADE WIND	CHASE HOLLAND LLC	CHASE HOLLAND LLC	664.00	794.21	2,958	277,118.00	RES SINGLE FAMILY DWELLING	
08/09/17	17 25587	5620	ARNHEM	WESLEY & CHELSEA STEWART	AVANT BUILDING GROUP LLC	561.00	742.72	2,008	232,622.00	RES SINGLE FAMILY DWELLING	
08/09/17	17 25644	1463	KENYON	GODFREY, BONNIE SUE	CHASE-SKOGEN HOMES, INC	632.00	764.57	2,289	263,464.00	RES SINGLE FAMILY DWELLING	
08/10/17	17 25442	4107	ANNIE	PLUM DESIGN LAB LLC	C.W.J. & ASSOCIATES	518.00	620.02	2,226	262,128.00	RES SINGLE FAMILY DWELLING	
08/11/17	17 25184	3045	BREEZE	ISLANDS, LLC	BLACK LABEL CONSTRUCTION CO	401.00	526.32	1,779	168,751.00	RES SINGLE FAMILY DWELLING	
08/11/17	17 25188	1635	WINDWARD	ISLANDS, LLC	BLACK LABEL CONSTRUCTION CO	401.00	263.17	1,779	168,751.00	RES SINGLE FAMILY DWELLING	
08/11/17	17 25505	236	MATHEW BIRD	SMIDANSKY, PAUL M & HEIDI M	APJ ENTERPRISES	737.00	1,053.22	2,490	297,223.00	RES SINGLE FAMILY DWELLING	
08/11/17	17 25656	4461	GLENWOOD	MEYER-GARRITY GROUP LLC	MEYER-GARRITY GROUP LLC	550.00	620.40	1,899	224,103.00	RES SINGLE FAMILY DWELLING	
08/11/17	17 25749	1841	SPRING VIEW	MONFORTON, DAVID J	DAVID MONFORTON CONSTRUCTION-	437.00	540.15	1,979	173,809.00	RES SINGLE FAMILY DWELLING	
08/14/17	17 25377	3162	FLURRY	MAHAR MONTANA HOMES LLC	ROI LLC	555.00	683.53	2,470	229,589.00	RES SINGLE FAMILY DWELLING	
08/14/17	17 25494	370	VALLEY	IJVM PROPERTIES LLC	CORNERSTONE WORKS	595.00	715.69	2,000	241,034.00	RES SINGLE FAMILY DWELLING	

DATE	PERMIT #	ADDRESS	OWNER	CONTRACTOR	PERMIT FEE	PLAN CHECK	SQ FOOT	VALUATION	DESCRIPTION
08/14/17	17 25657	4156	RENOVA	UPSLOPE CONSTRUCTION LLC	620.00	733.97	2,244	258,498.00	RES SINGLE FAMILY DWELLING
08/15/17	17 25663	4141	SUNSTONE	FIRST TIME HOME BUYERS LLC	625.00	728.84	2,830	253,906.00	RES SINGLE FAMILY DWELLING
08/17/17	17 25478	3323 S	26TH	VELOCITY DEVELOPMENT LLC	536.00	709.81	2,402	220,072.00	RES SINGLE FAMILY DWELLING
08/18/17	17 25562	3089	FLURRY	MAHAR MONTANA HOMES LLC	513.00	639.77	2,284	213,852.00	RES SINGLE FAMILY DWELLING
08/22/17	17 25625	536	VALLEY	FULTON, THOMAS D	575.00	672.81	2,013	235,621.00	RES SINGLE FAMILY DWELLING
08/22/17	17 25659	4158	MOONSTONE	COOK, GENE E	684.00	773.73	2,455	283,135.00	RES SINGLE FAMILY DWELLING
08/23/17	17 25001	173 S	RELIANCE	NORTON RANCH HOMES LLC	445.00	542.68	1,465	177,173.00	RES SINGLE FAMILY DWELLING
08/24/17	17 25408	2443	BLACKFEET	RASMUSSEN CONSTRUCTION INC	691.00	853.32	2,427	283,858.00	RES SINGLE FAMILY DWELLING
08/24/17	17 25513	833	AUGER	TRUNORTH CONTRACTOS	833.00	936.06	2,922	341,949.00	RES SINGLE FAMILY DWELLING
08/24/17	17 25755	837	AUGER	TRUNORTH CONTRACTORS	823.00	917.06	2,853	335,795.00	RES SINGLE FAMILY DWELLING
08/29/17	17 25490	3656	TSCHACHE	BRIGHT DEVELOPMENT LLC	720.00	807.06	2,537	296,306.00	RES SINGLE FAMILY DWELLING
08/29/17	17 25706	5704	WESTMORLAND	THE LAKES AT VALLEY WEST	648.00	842.76	2,338	268,854.00	RES SINGLE FAMILY DWELLING
08/29/17	17 25760	1819	SPRING VIEW	DRISCOLL, NATHANIEL	618.00	756.50	2,778	253,027.00	RES SINGLE FAMILY DWELLING
08/30/17	17 25532	2144	COMMONWEALTH	VELOCITY DEVELOPMENT LLC	848.00	1,027.95	3,805	347,342.00	RES SINGLE FAMILY DWELLING
08/31/17	17 24888	177 S	LAUREL	NORTON RANCH HOMES LLC	448.00	545.46	2,012	182,593.00	RES SINGLE FAMILY DWELLING
08/31/17	17 25721	4156	TANZANITE	WEIKERT, JAMES P	689.00	861.22	3,080	285,018.00	RES SINGLE FAMILY DWELLING
08/10/17	17 25590	3083	LORI	TAYLOR PROPERTIES INC	610.00	719.83	2,712	255,950.00	RES TOWNHOUSE (ATTACHED SFD)
08/10/17	17 25592	3073	LORI	TAYLOR PROPERTIES INC	532.00	647.61	2,672	220,305.00	RES TOWNHOUSE (ATTACHED SFD)
08/22/17	17 25777	5557	ARNHEM	THE LAKES AT VALLEY WEST	283.00	407.31	1,044	118,955.00	RES TOWNHOUSE (ATTACHED SFD)
08/22/17	17 25778	5567	ARNHEM	THE LAKES AT VALLEY WEST	239.00	361.69	852	98,616.00	RES TOWNHOUSE (ATTACHED SFD)
08/08/17	16 24443	3255	FEN	AAFEDT, AARON	536.00	753.69	2,304	232,888.00	RES TRIPLEX
08/08/17	16 24444	3263	FEN	AAFEDT, AARON	536.00	753.69	2,304	232,888.00	RES TRIPLEX
					28,186.50	34,087.07	108,370	11,200,701.00	
08/14/17	17 25570	708 S	7TH	PRIBIK, PETER NICHOLAS	488.50	414.06	1,100	110,000.00	RES ADDITION
08/18/17	17 25378	1206 N	CEDARVIEW	DONAHUE, SARAH	503.00	408.86	72	100,000.00	RES ADDITION
08/02/17	17 25397	4038	RAIN ROPER	MESHEW, ROBERT M	117.00	216.29	2,901	150,000.00	RES ALTERATION
08/03/17	17 25126	221 S	12TH	SUNNY'S SHINE INVESTMENTS LLC	132.00	196.95	2,300	30,000.00	RES ALTERATION
08/09/17	17 25089	1013 S	BOZEMAN	ELHARD, ELLEN	254.50	219.87	-	35,000.00	RES ALTERATION
08/11/17	17 25875	1456	POST	BOZEMAN DEACONESS REAL ESTATE	57.00	-	-	5,000.00	RES ALTERATION
08/16/17	17 25710	708 N	BLACK	FELTENSTEIN, ANDREW J	391.00	438.44	1,500	100,000.00	RES ALTERATION
08/17/17	17 25667	2818	COLTER	HARDAWAY PROPERTIES LLC	1,051.25	965.10	-	300,000.00	RES ALTERATION
08/18/17	17 25722	822 S	5TH	BOZARTH, KEVIN W & KARI KASEY	94.50	61.42	-	10,000.00	RES ALTERATION
08/23/17	17 25711	603 S	5TH	BAILEY, KRISTIN L	352.00	317.53	3,000	70,000.00	RES ALTERATION
08/28/17	17 25965	3150 E	GRAF	NORBY, RAYMOND & LOIS	124.50	-	-	14,000.00	RESIDENTIAL REROOF
08/09/17	17 25860	1146	CHERRY	SISK, ROBERT B, CAROL K	72.00	46.80	-	6,394.00	WINDOW REPLACEMENT PERMIT
08/15/17	17 25811	1307	CHERRY	BARBER, WILLIAM & MORGAN HARING	79.50	51.68	-	8,000.00	WINDOW REPLACEMENT PERMIT
08/15/17	17 25847	826 S	3RD	WATSON, ANNE H	26.75	17.39	-	1,250.00	WINDOW REPLACEMENT PERMIT
August 2017: 99 Permits; 56 New Housing Units: \$13,462,008.00 Valuation					3,743.50	3,354.39	10,873	939,644.00	
August 2016: 119 Permits; 51 New Housing Units: \$30,482,524.00 Valuation					38,084.00	41,877.91	245,630	13,462,008.00	

Month of August

THIRTY YEAR BUILDING PERMIT COMPARISON

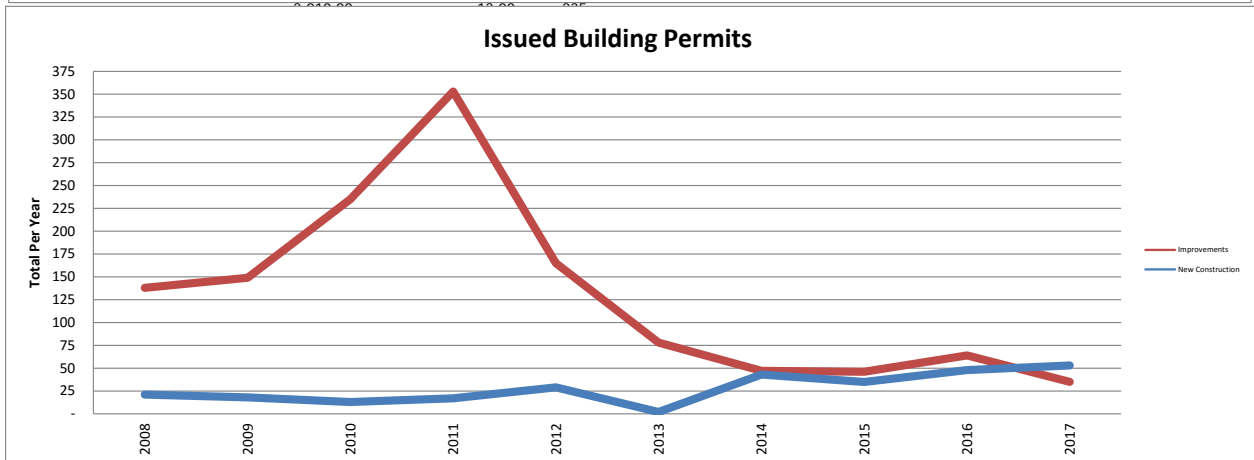
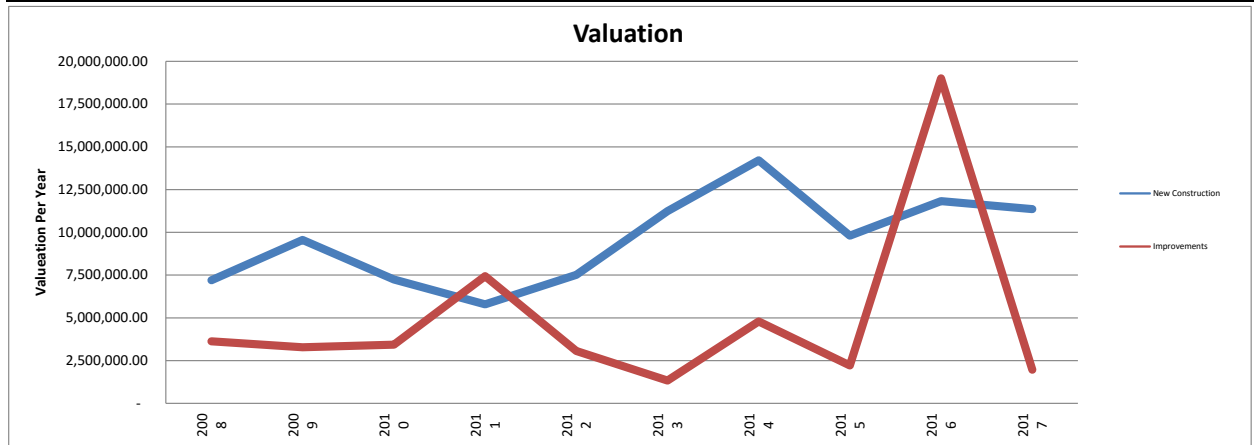
Aug-17	Housing		Fiscal YTD		Units
	Permits	Units	Valuation	Permits	
2017	99	56	13,462,008.00	201	138
2016	119	51	30,482,524.00	239	101
2015	90	33	12,165,065.00	184	108
2014	122	34	15,009,284.00	279	286
2013	122	34	16,289,804.00	244	92
2012	175	30	15,362,972.00	369	58
2011	90	25	12,558,507.00	460	37
2010	73	16	10,248,390.00	321	28
2009	177	16	5,426,809.00	297	28
2008	111	30	10,821,826.00	275	56
2007	89	36	19,188,855.00	156	79
2006	100	59	14,379,734.00	169	109
2005	83	97	19,497,505.00	155	188
2004	86	104	13,043,140.00	164	193
2003	84	62	11,913,504.00	194	144
2002	112	76	15,389,799.00	198	139
2001	80	46	8,693,610.00	126	62
2000	72	31	5,322,933.00	146	47
1999	37	15	6,771,823.00	91	30
1998	81	48	6,078,321.00	142	89
1997	76	38	4,982,471.00	163	58
1996	94	60	5,389,655.00	170	106
1995	77	20	3,135,875.00	160	49
1994	38	16	2,775,018.00	86	91
1993	75	57	11,636,844.00	134	93
1992	3	18	2,934,925.00	40	33
1991	46	27	4,652,019.00	87	72
1990	39	17	4,253,683.00	57	24
1989	26	10	1,983,430.00	43	22
1988	16	5	647,080.00	30	8



**SINGLE MONTH COMPARISON FOR 10 YEAR BUILDING PERMITS
BUILDING DEPARTMENT -- CITY OF BOZEMAN**

	Aug-17		Aug-16		Aug-15		Aug-14		Aug-13	
	BP\U	Valuation	BP\U	Valuation	BP\U	Valuation	BP\U	Valuation	BP\U	Valuation
New Construction										
Single Family	34	8,193,292.00	33	7,502,790.00	22	5,426,793.00	25	5,596,583.00	34	8,479,476.00
Multi Family	2	465,776.00	1	745,315.00	1	486,387.00	5	3,196,037.00	4	4,213,174.00
Duplex	5	1,582,910.00	1	745,315.00	1	384,619.00	4	1,531,155.00		
Townhomes	4	693,826.00	10	2,460,084.00	3	929,439.00	6	1,390,808.00		
Commercial	4	160,000.00	1	247,500.00	4	2,363,520.00	2	2,427,762.00	2	1,255,921.00
Other	4	264,897.00	2	119,521.00	4	211,689.00	1	69,257.00	7	1,029,097.00
SUB-TOTAL	53	11,360,701.00	48	11,820,525.00	35	9,802,447.00	43	14,211,602.00	2	11,236,740.00
Improvements										
Residential	14	939,644.00	21	844,122.00	18	804,210.00	22	1,098,178.00	45	617,833.00
Commercial	8	905,035.00	20	17,907,525.00	20	1,160,884.00	17	3,545,700.00	20	713,023.00
Fire Supression Systems	13	121,000.00	23	254,600.00	8	253,999.00	8	148,700.00	13	2,031.50
Other										
SUB-TOTAL	35	1,965,679.00	64	19,006,247.00	46	2,219,093.00	47	4,792,578.00	78	1,332,887.50
TOTAL PERMITS	88	13,326,380.00	112	30,826,772.00	81	12,021,540.00	90	19,004,180.00	80	12,569,627.50

	Aug-12		Aug-11		Aug-10		Aug-09		Aug-08	
	BP\U	Valuation	BP\U	Valuation	BP\U	Valuation	BP\U	Valuation	BP\U	Valuation
New Construction										
Single Family	24	5,719,850.00	14	3,540,936.00	12	3,330,798.00	6	1,256,302.00	8	1,874,224.00
Multi Family							1	255,945.00	1	651,649.00
Duplex									3	1,030,333.00
Townhomes	4	641,409.00	2	370,012.00			2	374,536.00	8	1,281,408.00
Commercial	1	1,151,150.00	1	1,878,267.00	1	3,914,605.00	9	7,427,754.00	1	2,361,974.00
Other								239,641.00		
SUB-TOTAL	29	7,512,409	17	5,789,215.00	13	7,245,403.00	18	9,554,178.00	21	7,199,588.00
Improvements										
Residential	107	1,152,503.00	241	3,079,622.00	192	1,512,964.00	116	1,326,205.00	119	1,232,187.00
Commercial	46	1,758,286.00	100	4,084,112.00	35	1,865,226.00	24	1,902,503.00	15	2,347,586.00
Fire Supression Systems			5	141,700.00	5	18,243.00	4	32,989.00	3	36,465.00
Other	12	155,462.00	7	132,835.00	3	35,160.00	5	18,588.00	1	6,000.00
SUB-TOTAL	165	3,066,251	353	7,438,269.00	235	3,431,593.00	149	3,280,285.00	138	3,622,238.00
TOTAL PERMITS	194	10,578,660	370	13,227,484.00	248	10,676,996.00	167	12,834,463.00	159	10,821,826.00



IMPACT FEES CALENDAR YEAR 2017

MONTH	STREET	FIRE	WATER	WW	MONTHLY	YTD
January	269,446.97	10,987.43	87,114.60	49,418.29	416,967.29	416,967.29
February	234,988.94	8,185.24	62,586.95	33,861.30	339,622.43	756,589.72
March	561,535.73	32,275.26	241,225.09	130,099.84	965,135.92	1,721,725.64
April	198,025.71	14,781.65	105,559.05	59,635.76	378,002.17	2,099,727.81
May	306,920.33	21,264.95	191,989.01	116,867.68	637,041.97	2,736,769.78
June	484,117.25	45,547.94	269,837.70	167,086.15	966,589.04	3,703,358.82
July	481,718.97	28,528.20	146,796.62	82,956.08	739,999.87	4,443,358.69
August	491,463.73	24,695.98	175,432.30	95,969.15	787,561.16	5,230,919.85
September					-	
October					-	
November					-	
December					-	

BUILDING REVENUE, FISCAL YEAR 2018

MONTH	BUILDING	PLAN REVIEW	ELECTRIC	MECHANICAL/ PLUMBING	Fire Alarm/ Suppression	Penalty/ Other Fees	Monthly	FISCAL YTD
June 2018								
May 2018								
April 2018								
March 2018								
February 2018								
January 2018								
December 2017								
November 2017								
October 2017								
September 2017								
August 2017	41,161.49	105,146.60	9,411.35	17,290.50	1,153.25	8,721.21	182,884.40	337,992.59
July 2017	43,643.13	70,652.81	11,898.25	26,359.50	940.50	1,614.00	155,108.19	155,108.19

Figures are for August-17	Housing Starts			Remodels & Additions (includes garages & reroofs)			
	Permits	Valuation	Sq Footage		#	Valuation	
Single Family Residence	34	8,193,292.00	78,027	Residential	14	939,644.00	
Duplex - 10 Units	5	1,582,910.00	14,652	Commercial	8	905,035.00	
Multi-Plex - 6 Units	2	465,776.00	4,068				
Townhome	4	693,826.00	7,280				
Other	4	264,897.00	7,183				
Total New:	49	11,200,701	111,210	CITY	4	160,000.00	16
Total Fiscal Year:	96	25,803,386	256,569	Fiscal Total	7	1,535,988	20,179

COMMERCIAL STARTS

Bldgs Valuation Sq Footage