

BOZEMAN^{MT}

Building

BUILDING PERMIT REPORT

2016/FY 2017							FISCAL YEAR 2017	
	Jun-2017		Jun-2016		FYTD as of June 2017		FYTD as of June 2016	
	THIS MONTH - FY2017		THIS MONTH - FY2016		FY TO DATE - FY2017		FY TO DATE - FY2016	
NEW CONSTRUCTION	NO	VALUATION	NO	VALUATION	NO.	VALUATION	NO	VALUATION
SINGLE FAMILY	54	11,917,715.00	32	7,062,925.00	331	80,791,987.00	270	66,849,626.00
DUPLEX	5	1,296,378.00	3	1,326,480.00	39	12,783,613.00	37	11,495,428.00
MULTI-FAMILY JUNE UNITS - 37	9	8,298,000.00	11	11,484,687.00	26	30,885,421.00	32	38,686,683.00
FISCAL YEAR TOTAL UNITS - 1145					-	1145 Units	-	561 Units
MISC (GARAGE, SHED, ADU ETC.)	2	175,526.00	4	131,899.00	26	1,705,305.00	44	1,824,529.00
ASSEMBLY			4	49,001.00	2	135,044.00	3	2,336,632.00
BUSINESS	4	4,061,723.00	4	2,965,913.00	13	8,485,599.00	4	14,416,522.00
EDUCATIONAL	1	244,951.00			2	492,451.00	-	-
FACTORY					-	-	-	-
HAZARDOUS			1	5,406.00	-	-	-	-
INSTITUTIONAL			1	840,000.00	-	-	-	-
MERCHANTILE					-	-	-	-
MOTEL/HOTEL					1	2,190,871.00	1	8,524,388.00
STORAGE / OTHER	4	89,477.00			18	3,758,640.00	22	20,677,238.00
TOTAL	79	26,083,770.00	60	23,866,311.00	458	141,228,931.00	413	164,811,046.00
ADDITION/REMODEL	NO.	VALUATION	NO.	VALUATION	NO.	VALUATION	NO.	VALUATION
RESIDENTIAL	42	640,013.00	38	1,942,199.00	209	5,277,445.00	235	5,538,605.00
COMMERCIAL	29	5,801,308.00	27	6,157,902.00	228	84,333,996.00	237	56,942,337.00
TOTAL	71	6,441,321.00	65	8,100,101.00	437	89,611,441.00	472	62,480,942.00
CONSTRUCTION VALUE								
REVENUE								
	NO	AMOUNT	NO	AMOUNT	NO	AMOUNT	NO	AMOUNT
BUILDING	188	74,256.23	138	86,947.46	1,029	456,280.52	1,140	550,442.91
PLAN CHECK	245	69,844.32	207	92,791.70	1,509	614,486.72	72,561	625,916.08
ELECTRICAL	112	10,728.15	139	18,005.53	859	107,109.23	9,215	161,133.65
PLUMBING/MECHANICAL	180	16,897.55	181	21,915.87	1,309	145,415.86	17,039	177,587.86
FIRE ALARM /SPRINKLER SYSTEM	9	3,336.00	2	803.00	81	12,768.25	74	12,896.25
DEMOLITION / MOVING	12	1,800.00	1	75.00	29	3,961.00	32	2,100.00
CODE ENFORCEMENT	2	150.00	-	-	5	375.00	12	1,087.50
SIGNS PERMITS	17	1,386.25	10	659.00	80	4,965.50	101	5,734.75
PENALTIES	11	1,628.25	91	818.50	43	6,399.75	65	8,136.01
EXTENSION FEES	4	300.00	7	525.00	51	3,825.00	42	3,150.00
INSPECTION FEES	-	-	2	299.00	10	1,237.50	15	1,275.00
MISC REVENUE	1	4.50	-	-	8	2,199.50	50	14,430.12
TOTAL	781	180,331.25	778	222,840.06	5,013	1,359,023.83	100,346	1,563,890.13

City Manager
 PO Box 1230
 Bozeman MT 59771

Dear City Manager:

The following report is submitted to show the permits issued and fees charged for the month of June 2017. The list of building, plumbing and electrical permits are attached in addition to the monthly and yearly summary of housing and commercial building activity.

	2017		2016	
	No.	Fee	No.	Fee
Electrical Permits	112	10,728.15	139	18,005.53
Plumbing/Mechanical Permits	180	16,897.55	181	21,915.87
Moving Permits	-	-	-	-
Demolition Permits	12	1,800.00	1	75.00
Fire Alarm/Suppression Systems	9	3,336.00	2	803.00
Inspection Fees	-	-	2	299.00
Sign Permits	17	1,386.25	10	659.00
Code Enforcement	2	150.00	-	-
Penalty Fees	11	1,628.25	91	818.50
Plan Check Fees	245	69,844.32	207	92,791.70
Building Permits	188	74,256.23	138	86,947.46
SUB-TOTALS:	776	180,026.75	771	222,315.06
Other Bldg Div Rev.	5	304.50		
Building Bond Fees	13	39,550.00		
New Water	66	21,662.25	48	15,868.89
New Sewer	59	1,239.00	55	1,155.00
Water/Sewer Inspection Fee	59	5,900.00	55	5,500.00
Eng. Maps/Prints/Docs	4	72.50	10	106.32
Floodplain Dev. Permits	2	200.00		
Storm Water Permit				
Degradation Permit	1	143.10	2	783.00
Street Cut Permits	2	100.00	2	100.00
Cash-in-Lieu of Water Rights				
Other Eng. Misc. Rev.	1	200.00	2	208.40
Planning Docs/Maps				
Encroachment Permits				
Planning Reuse permit	2	256.00	1	125.00
Planning Review Residential	66	3,432.00	134	4,500.00
Planning Review Commercial	11	1,210.00	19	1,575.00
Planning Review Signs	16	1,378.00	13	1,115.00
Business Licenses	121	5,826.66	12	1,430.00
Master Plan Amendment				
Improvements Agreement				
Other Planning Div. Rev.	13	130.00	9	90.00
Zoning/Comm. Dev. Docs/Maps				
Deposits / Rent Chall Gardens				
Certificate of Appropriateness COA				
Zone Map/Code Amendments				
Pay-in-lieu of Parks			1	25.00
Planning & Zoning	53	765,582.11	42	39,082.79
Parade / Public Assembly Permit	4	355.00	4	246.29
Film Permit	1	60.00		
Annexation Fees				
Other Zoning/CD Rev/Sign Tag				
Planned Unit Development - PUD				
Street Impact Fees	62	484,117.25	50	351,438.64
Fire Impact Fees	70	45,547.94	53	40,663.05
Water Impact Fees	72	269,837.70	49	219,337.38
WasteWater Impact Fees	73	167,086.15	49	131,115.00
SUB-TOTAL:	776	1,814,190.16	610	814,464.76
TOTAL RECEIPTS:	1,552	1,994,216.91	1,381	1,036,779.82

Respectfully submitted,

Bob Risk
 Chief Building Official

June 2017 - Building Permits											
DATE	PERMIT #			ADDRESS	OWNER	CONTRACTOR	PERMIT FEE	PLAN CHECK	SQ FOOT	VALUATION	DESCRIPTION
06/02/17	17 25088	1823	W	COLLEGE	DAVID & TIFFANY COLETTA	LANGLAS & ASSOCIATES, INC	2,136.00	3,109.21	8,900	1,031,777.00	COMM OFFICES, BANKS, PROF.BLDGS
06/09/17	16 24131	1040	S	FOWLER	MITCHELL DEVELOPMENT	MITCHELL DEVELOPMENT GROUP	2,575.00	3,680.46	10,728	1,243,697.00	COMM OFFICES, BANKS, PROF.BLDGS
06/09/17	16 24132	1060	S	FOWLER	MITCHELL DEVELOPMENT	MITCHELL DEVELOPMENT GROUP	2,544.00	3,642.34	10,598	1,228,626.00	COMM OFFICES, BANKS, PROF.BLDGS
06/28/17	16 24216	1840	W	BAXTER	ROCKY MOUNTAIN CREDIT UNION	MOMENTUM INC.	49.50	1,935.70	4,810	557,623.00	COMM OFFICES, BANKS, PROF.BLDGS
06/14/17	17 24860	834	W	REDWING	NORTHWESTERN ENERGY	NORTHWESTERN ENERGY	117.00	76.05	120	12,577.00	COMM PUBLIC WKS & UTILITIES
06/08/17	17 25334	679	W	ROSA	CALLIECO LLC	THIRD STREET DEVELOPMENT, INC	361.00	695.66	2,005	244,951.00	COMM SCHOOLS & ED.BLDGS.
06/05/17	17 25511	1750	W	SACCO	CHRISTIAN CENTER FIRST	OWNER IS GENERAL	57.00	-	-	4,500.00	COMM STRUCTURES OTHER THAN BLD
06/12/17	17 25244	2820	W	COLLEGE	BIG SKY PUBLISHING LLC	FILLCOR LLC	358.50	233.03	-	60,000.00	COMM STRUCTURES OTHER THAN BLD
06/23/17	17 25578	3230	N	27TH	CATTAIL INVESTMENTS I LLC	J & K CONTRACTORS, INC	117.00	108.33	162	12,400.00	COMM STRUCTURES OTHER THAN BLD
							8,315.00	13,480.78	37,323	4,396,151.00	
06/06/17	16 23876	10	W	MAIN	BANGTAIL PARTNERS LLC	NORTH FORK BUILDERS OF MONTANA	287.75	5,228.16	1,911	304,384.00	COMM ADDITION
06/23/17	16 23876	10	W	MAIN	BANGTAIL PARTNERS LLC	NORTH FORK BUILDERS OF MONTANA	87.00	5,228.16	1,911	304,384.00	COMM ADDITION
06/26/17	17 24968	421	N	BROADWAY	BRODIE, CHARLES KENT	CS STRUCTURES INC	316.25	389.85	542	47,540.00	COMM ADDITION
06/13/17	17 25251	2825	W	MAIN	GALLATIN MALL GROUP LLC	TRUITT CONSTRUCTION LLC	64.50	76.71	185	6,000.00	COMM ALTERATION
06/15/17	17 25148	0	W	MSU - BARNARD HALL	MSU - FACILITIES	SPRING CORPORATION	2,060.50	1,705.29	5,920	700,000.00	COMM ALTERATION
06/29/17	17 25240	510	N	7TH	FOLKVORD INVESTMENTS LLC	BBG CONTRACTORS	2,440.50	2,250.79	5,494	1,006,400.00	COMM ALTERATION
06/27/17	17 25654	1710	W	VAQUERO	SHINING MOUNTAIN LUTHERAN	MEARS WELDING PRODUCTIONS	124.50	80.93	-	14,000.00	COMM TENANT IMPROVEMENT
06/05/17	17 25169	5	W	MENDENHALL	5 WEST LLC	L. KEELEY CONSTRUCTION	557.75	662.52	1,640	123,000.00	COMM TENANT IMPROVEMENT
06/05/17	17 25352	2504	W	MAIN	SC PARTNERSHIP	WALKER CONSTRUCTION	94.50	78.82	1,534	10,000.00	COMM TENANT IMPROVEMENT
06/06/17	17 24914	0	W	MSU - BARNARD HALL	MSU FACILITIES	SPRING CORPORATION	491.75	1,551.71	-	422,000.00	COMM TENANT IMPROVEMENT
06/06/17	17 25338	2504	W	MAIN	SC PARTNERSHIP	WALKER CONSTRUCTION	748.75	881.57	12,692	190,000.00	COMM TENANT IMPROVEMENT
06/09/17	16 24560	4515	W	VALLEY COMMONS	DIB LLC	SLAWSON BUILT HOMES	72.00	1,246.21	2,119	320,000.00	COMM TENANT IMPROVEMENT
06/09/17	17 25279	706	N	7TH	TRIPLE 7 LLC	TYMARC LLC	278.25	272.35	2,089	40,000.00	COMM TENANT IMPROVEMENT
06/09/17	17 25557	2876	N	27TH	HOUGH, TODD M	VAQUERO PROPERTIES LLC	124.50	80.93	-	14,000.00	COMM TENANT IMPROVEMENT
06/13/17	16 24731	5	W	MENDENHALL	5 WEST LLC	L. KEELEY CONSTRUCTION	132.00	2,156.30	10,817	900,000.00	COMM TENANT IMPROVEMENT
06/13/17	17 24952	5	W	MENDENHALL	5 WEST LLC	L. KEELEY CONSTRUCTION	169.50	2,499.42	4,282	750,000.00	COMM TENANT IMPROVEMENT
06/13/17	17 25070	28	W	MAIN	Mike Basil	SMC, LLC	34.25	270.08	1,239	65,000.00	COMM TENANT IMPROVEMENT
06/16/17	17 25593	302	N	7TH	HRDC OF DISTRICT IX INC	R & R COMMERCIAL KITCHEN LLC	26.75	-	-	3,800.00	COMM TENANT IMPROVEMENT
06/19/17	16 24759	5	W	BAXTER	TCIP PARTNERSHIP	R & R TAYLOR CONSTRUCTION, INC	278.25	180.86	1,000	40,000.00	COMM TENANT IMPROVEMENT
06/19/17	17 25434	2000	S	3RD	LEVEL INVESTORS LLC	KNIGHT ELETRIC & CONSTRUCTION	102.00	172.58	696	23,000.00	COMM TENANT IMPROVEMENT
06/19/17	17 25458	1805	W	OAK	BRIDGER PEAKS LLC	LANGLAS & ASSOCIATES, INC	518.75	638.48	1,151	110,000.00	COMM TENANT IMPROVEMENT
06/19/17	17 25503	2320	W	MAIN	COOK, GENE E & MARLYS W	ALPENGLOW HOMES INC	94.50	113.60	2,400	10,000.00	COMM TENANT IMPROVEMENT
06/19/17	17 25608	1934	N	19TH	SBL BOZEMAN LLC	BRIAN WAGNER, INC DBA WAGNER C	423.50	275.28	-	80,000.00	COMM TENANT IMPROVEMENT
06/21/17	17 25051	519	N	BROADWAY	UNION PROVISIONS LLC	MCLEES, INC	207.00	294.45	950	25,000.00	COMM TENANT IMPROVEMENT
06/23/17	17 25433	112	W	COMMERCIAL	HOLLIER, DAVID	DOWN HILL BUILDERS	94.50	123.51	4,600	10,000.00	COMM TENANT IMPROVEMENT
06/26/17	17 25583	1805	W	OAK	BRIDGER PEAKS LLC	BRANDON HAY FURNITURE LLC	94.50	135.53	1,100	2,000.00	COMM TENANT IMPROVEMENT
06/30/17	17 25482	108	W	BRIDGER CENTER	B & K HOLDINGS LLC	KEARNS CONSTRUCTION COMPANY	57.00	226.21	2,181	36,000.00	COMM TENANT IMPROVEMENT
06/20/17	17 25618	2305	W	CATRON	UNLIMITED VENTURES LLC	SCHROCK COMMERCIAL ROOFING, IN	748.75	-	-	190,000.00	COMMERCIAL REROOF
06/23/17	17 25642	1632	W	MAIN	AMERICAN BANK OF MONTANA	SICKLER ROOFING SERVICE	342.25	-	-	54,800.00	COMMERCIAL REROOF
							11,072.00	26,820.30	66,453	5,801,308.00	
06/23/17	16 23876	10	W	MAIN	BANGTAIL PARTNERS LLC	NORTH FORK BUILDERS OF MONTANA	87.00	-	1,911	9,000.00	FIRE PROTECTION SYSTEMS PERMIT
06/06/17	16 24405	136	W	MAIN	BANGTAIL PARTNERS LLC	NORTH FORK BUILDERS OF MONTANA	413.75	-	17,694	77,000.00	FIRE PROTECTION SYSTEMS PERMIT
06/07/17	16 24644	0	W	MSU - NEW DINING HALL	MONTANA STATE UNIVERSITY	LANGLAS & ASSOCIATES, INC	410.50	-	50,080	76,000.00	FIRE PROTECTION SYSTEMS PERMIT
06/13/17	17 24837	76	S	COTTONWOOD	2B HOLDINGS LLC	NHB LLC	235.50	-	11,771	31,000.00	FIRE PROTECTION SYSTEMS PERMIT
06/13/17	17 24845	86	S	COTTONWOOD	2B HOLDINGS LLC	NHB LLC	235.50	-	11,771	31,000.00	FIRE PROTECTION SYSTEMS PERMIT
06/13/17	17 24846	96	S	COTTONWOOD	2B HOLDINGS LLC	NHB LLC	235.50	-	11,771	31,000.00	FIRE PROTECTION SYSTEMS PERMIT
06/13/17	17 24847	106	S	COTTONWOOD	2B HOLDINGS LLC	NHB LLC	339.00	-	21,613	54,000.00	FIRE PROTECTION SYSTEMS PERMIT
06/13/17	17 24848	116	S	COTTONWOOD	2B HOLDINGS LLC	NHB LLC	339.00	-	21,613	54,000.00	FIRE PROTECTION SYSTEMS PERMIT
06/28/17	16 24624	0	W	MSU - NORM ASBJORNSON	MONTANA STATE UNIVERSITY	MARTEL CONSTRUCTION, INC	1,040.25	-	116,000	296,000.00	FIRE PROTECTION SYSTEMS PERMIT
							3,336.00	-	264,224	659,000.00	
06/06/17	17 25419	1661	S	BLACK	KRIEGER, JAN & KAREN D	ROCKY MOUNTAIN WOODWRIGHT INC	150.00	-	1,800	9,000.00	DEMOLITION PERMIT
06/09/17	17 25402	708	W	BABCOCK	CAPANNA PARTNERS LLC	L & L SITE SERVICES, INC	150.00	-	504	10,800.00	DEMOLITION PERMIT
06/14/17	17 25531	536	S	COTTONWOOD	A. O. GROUP INC	LANGLAS & ASSOCIATES, INC	150.00	-	3,597	56,470.00	DEMOLITION PERMIT
06/21/17	17 25328	315	W	PEACH	STW GROUP LLC	H & H EARTHWORKS	150.00	-	1,329	18,000.00	DEMOLITION PERMIT
06/21/17	17 25329	321	W	PEACH	STW GROUP LLC	H & H EARTHWORKS	150.00	-	1,220	16,000.00	DEMOLITION PERMIT
06/22/17	17 25401	716	W	BABCOCK	CAPANNA PARTNERS LLC	L & L SITE SERVICES, INC	150.00	-	937	15,772.00	DEMOLITION PERMIT
06/27/17	17 25515	402	N	MONTANA	DRYSDALE FAMILY LLC	VANDYKE CONSTRUCTION & REMODEL	150.00	-	576	2,500.00	DEMOLITION PERMIT
06/27/17	17 25516	408	N	MONTANA	DRYSDALE FAMILY LLC	VANDYKE CONSTRUCTION & REMODEL	150.00	-	1,000	2,500.00	DEMOLITION PERMIT
06/27/17	17 25517	406	N	MONTANA	DRYSDALE FAMILY LLC	VANDYKE CONSTRUCTION & REMODEL	150.00	-	1,000	2,500.00	DEMOLITION PERMIT
06/27/17	17 25518	410	N	MONTANA	DRYSDALE FAMILY LLC	VANDYKE CONSTRUCTION & REMODEL	150.00	-	1,000	2,500.00	DEMOLITION PERMIT
06/27/17	17 25519	410	N	MONTANA	DRYSDALE FAMILY LLC	VANDYKE CONSTRUCTION & REMODEL	150.00	-	1,000	2,500.00	DEMOLITION PERMIT
06/27/17	17 25520	412	N	MONTANA	DRYSDALE FAMILY LLC	VANDYKE CONSTRUCTION & REMODEL	150.00	-	1,000	2,500.00	DEMOLITION PERMIT
							1,800.00	-	14,963	141,042.00	
06/01/17	16 23378	251	W	EDELWEISS	PLEASANT RIVER PROPERTIES LLC	SIGN SOLUTIONS BOZEMAN	28.25	18.36	12	1,600.00	SIGN PERMIT
06/01/17	16 23618	33	S	WILLSON	DOWNTOWNER LLC	MEDIA STATION DESIGN WORKS	26.75	17.39	-	1,000.00	SIGN PERMIT
06/01/17	16 23840	950	W	STONERIDGE	BRIDGER LIVESTOCK INC	SIGN SOLUTIONS BOZEMAN	26.75	17.39	17	310.00	SIGN PERMIT
06/01/17	16 24123	27	E	MAIN	TREASURE STATE HOSTEL LLC	SIGN SOLUTIONS BOZEMAN	49.50	32.18	15	3,750.00	SIGN PERMIT
06/01/17	16 24428	1008	N	7TH	RENTAL DEVELOPMENTS INC	SIGN SOLUTIONS BOZEMAN	49.50	32.18	115	3,200.00	SIGN PERMIT
06/01/17	17 25208	915	W	HIGHLAND	BOZEMAN DEACONNESS HOSPITAL	CAT GRAPHICS INC	407.25	264.71	374	74,383.00	SIGN PERMIT
06/06/17	16 24465	1707	W	OAK	BRIDGER PEAKS LLC	SIGN SOLUTIONS BOZEMAN	49.50	32.18	21	4,000.00	SIGN PERMIT
06/06/17	17 25143	119	N	7TH	CHARLES SCHWIER	SIGN SOLUTIONS BOZEMAN	26.75	17.39	51	1,234.00	SIGN PERMIT
06/06/17	17 25235	402	E	MAIN	I J BASTIANI PORPERTIES LLC	SIGN SOLUTIONS BOZEMAN	26.75	17.39	26	410.00	SIGN PERMIT

DATE	PERMIT #	ADDRESS	OWNER	CONTRACTOR	PERMIT FEE	PLAN CHECK	SQ FOOT	VALUATION	DESCRIPTION
06/07/17	17 25361 608 W	GRIFFIN	LONGSHOT EQUITY LLC	CSG MEDIA LLC	26.75	17.39	-	300.00	SIGN PERMIT
06/12/17	17 25171 2825 W	MAIN	GALLATIN MALL GROUP LLC	TREASURE STATE SIGNS	42.00	27.30	152	2,500.00	SIGN PERMIT
06/13/17	17 25461 3230 N	27TH	CATTAIL INVESTMENTS I LLC	J & K CONTRACTORS, INC	42.00	27.30	16	3,000.00	SIGN PERMIT
06/14/17	15 23229 309 N	15TH	KIRKWOOD BAPTIST CHURCH	SIGN SOLUTIONS BOZEMAN	26.75	17.39	-	787.00	SIGN PERMIT
06/14/17	17 25317 520 W	GRIFFIN	BURNETT PROPERTIES	SIGN SOLUTIONS BOZEMAN	26.75	17.39	51	1,200.00	SIGN PERMIT
06/21/17	17 25314 4383	DURSTON	CHRIST THE KING LUTHERAN CHRCH	BEAR PAW LANDSCAPES/SPRINKLERS	49.50	32.18	16	3,200.00	SIGN PERMIT
06/30/17	17 25211 1015 W	MAIN	MCDONALD LAND HOLDINGS LLC	TREASURE STATE SIGNS	64.50	41.93	166	6,000.00	SIGN PERMIT
06/30/17	17 25368 10 W	MAIN	THE BOZEMAN RIALTO LLC	MEDIA STATION DESIGN WORKS	417.00	293.31	118	80,000.00	SIGN PERMIT
					1,386.25	923.36	1,150	186,874.00	
06/06/17	17 25142 4130	RENOVA	SOUTHERN LIGHTS HOLDINGS LLC	KIRCHHOFF CONSTRUCTION	284.00	344.71	1,371	93,090.00	RES ACCESSORY DWELLING UNIT
06/27/17	17 25389 4155	ANNIE	WINKLER, DARIN	B.R. BUILDERS	254.00	317.08	716	82,436.00	RES ACCESSORY DWELLING UNIT
06/02/17	17 25179 1640	NEW HOLLAND	ISLANDS, LLC	BLACK LABEL CONSTRUCTION CO	626.00	377.08	2,800	259,588.00	RES DUPLEX (2 UNITS)
06/05/17	17 25299 5327	WESTMORLAND	DANIELS, TODD A & GWYN T	KILDAY & STRATTON INC	624.00	825.42	2,789	258,026.00	RES DUPLEX (2 UNITS)
06/07/17	17 25181 3095	BREEZE	ISLANDS, LLC	BLACK LABEL CONSTRUCTION CO	626.00	377.08	2,800	259,588.00	RES DUPLEX (2 UNITS)
06/14/17	17 25183 3035	BREEZE	ISLANDS, LLC	BLACK LABEL CONSTRUCTION CO	626.00	377.08	2,800	259,588.00	RES DUPLEX (2 UNITS)
06/27/17	17 25189 1625	WINDWARD	ISLANDS, LLC	BLACK LABEL CONSTRUCTION CO	626.00	377.08	2,800	259,588.00	RES DUPLEX (2 UNITS)
06/01/17	17 25301 5351	DELFT	KILDAY & STRATTON INC	KILDAY & STRATTON INC	592.00	747.05	2,653	243,157.00	RES SINGLE FAMILY DWELLING
06/02/17	17 25180 1620	NEW HOLLAND	ISLANDS, LLC	BLACK LABEL CONSTRUCTION CO	227.00	153.36	975	103,282.00	RES SINGLE FAMILY DWELLING
06/02/17	17 25262 2172	SOUTHBRIDGE	VELOCITY DEVELOPMENT LLC	VELOCITY DEVELOPMENTS	675.00	828.76	2,123	263,166.00	RES SINGLE FAMILY DWELLING
06/02/17	17 25381 5387	DELFT	KING CONSTRUCTION & DEVELOPMEN	HORLACHER CONSTRUCTION	491.00	673.03	2,200	201,120.00	RES SINGLE FAMILY DWELLING
06/05/17	15 23053 143	VALLEYFIRE	NORTON RANCH HOMES LLC	NORTON RANCH HOMES, LLC	442.00	507.75	2,004	175,202.00	RES SINGLE FAMILY DWELLING
06/05/17	17 25296 3626	TSCHACHE	DIVINE CONSTRUCTION	SWIFTCURRENT BUILDERS LLC	695.00	783.92	3,094	290,599.00	RES SINGLE FAMILY DWELLING
06/05/17	17 25323 4493	GLENWOOD	WESTBROOK DEVELOPMENT LLC	MEYER-GARRITY GROUP LLC	527.00	603.97	2,376	212,889.00	RES SINGLE FAMILY DWELLING
06/05/17	17 25324 4479	GLENWOOD	WESTBROOK DEVELOPMENT LLC	MEYER-GARRITY GROUP LLC	527.00	603.97	2,376	212,889.00	RES SINGLE FAMILY DWELLING
06/05/17	17 25325 4483	GLENWOOD	WESTBROOK DEVELOPMENT LLC	MEYER-GARRITY GROUP LLC	513.00	591.01	2,382	191,777.00	RES SINGLE FAMILY DWELLING
06/05/17	17 25342 3319 S	26TH	VELOCITY DEVELOPMENT LLC	VELOCITY DEVELOPMENTS	536.00	709.81	2,402	220,072.00	RES SINGLE FAMILY DWELLING
06/06/17	17 25141 4130	RENOVA	SOUTHERN LIGHTS HOLDINGS LLC	KIRCHHOFF CONSTRUCTION	467.00	553.31	2,005	212,390.00	RES SINGLE FAMILY DWELLING
06/06/17	17 25266 406	FOWLER	JOHNSON, CARLA	K & E ENTERPRISES INC	489.00	607.79	1,601	194,129.00	RES SINGLE FAMILY DWELLING
06/06/17	17 25275 4496	GLENWOOD	WESTBROOK DEVELOPMENT LLC	CAVALLINI CONSTRUCTION LLC	469.00	599.04	2,118	188,890.00	RES SINGLE FAMILY DWELLING
06/06/17	17 25283 3478 S	22ND	CIMMIYOTTI, CYD	ALPENGLow HOMES INC	521.00	666.68	2,335	213,966.00	RES SINGLE FAMILY DWELLING
06/06/17	17 25284 3488 S	22ND	CIMMIYOTTI, CYD	ALPENGLow HOMES INC	521.00	666.68	1,830	213,966.00	RES SINGLE FAMILY DWELLING
06/06/17	17 25285 3477 S	21ST	CIMMIYOTTI, CYD	ALPENGLow HOMES INC	521.00	666.68	1,830	213,966.00	RES SINGLE FAMILY DWELLING
06/06/17	17 25286 3491 S	21ST	CIMMIYOTTI, CYD	ALPENGLow HOMES INC	521.00	666.68	1,830	213,966.00	RES SINGLE FAMILY DWELLING
06/07/17	17 25182 3065	BREEZE	ISLANDS, LLC	BLACK LABEL CONSTRUCTION CO	227.00	153.36	975	103,282.00	RES SINGLE FAMILY DWELLING
06/07/17	17 25390 4449	ETHAN	ALPINE HOMES	ALPINE HOMES LLC	501.00	614.04	2,241	206,124.00	RES SINGLE FAMILY DWELLING
06/07/17	17 25391 4475	ETHAN	ALPINE HOMES	ALPINE HOMES LLC	501.00	614.04	2,241	206,124.00	RES SINGLE FAMILY DWELLING
06/08/17	17 24870 4425	BRISBIN	HANSON, THEODORE & VANESSA	T HANSON CONSTRUCTION COMPANY	135.00	1,132.86	3,820	357,061.00	RES SINGLE FAMILY DWELLING
06/13/17	17 24971 3465	ROSE	FAT DOG DRYWALL INC	K & E ENTERPRISES INC	530.00	645.76	1,897	219,629.00	RES SINGLE FAMILY DWELLING
06/13/17	17 25029 3485	ROSE	VISION DEVELOPMENT	K & E ENTERPRISES INC	559.00	672.61	1,980	230,492.00	RES SINGLE FAMILY DWELLING
06/13/17	17 25322 2965	FLURRY	MAHAR MONTANA HOMES LLC	SWIFTCURRENT BUILDERS LLC	692.00	810.37	3,078	289,565.00	RES SINGLE FAMILY DWELLING
06/14/17	17 25311 907 N	FERGUSON	STEWART ENTERPRISES INC	STEWART ENTERPRISES INC	674.00	900.96	3,005	281,700.00	RES SINGLE FAMILY DWELLING
06/14/17	17 25392 3473	LOLO	ICCL LLC	SUNRISE HOMES, LLC	653.00	774.27	2,948	262,707.00	RES SINGLE FAMILY DWELLING
06/15/17	17 25340 69	MATHEW BIRD	KENNEDY, JANEY D	ASCENT HOME BUILDERS INC	913.00	1,295.31	3,149	371,771.00	RES SINGLE FAMILY DWELLING
06/15/17	17 25341 1804	CHIPPEWA	RAMSAY, LAWRENCE S & MARCY L	GREEN MOUNTAIN ELECTRIC	835.00	996.41	3,104	352,705.00	RES SINGLE FAMILY DWELLING
06/15/17	17 25360 3715	ELLIS VIEW	MAHAR, JOE	PARKS BUILDERS INC	715.00	890.18	3,226	289,313.00	RES SINGLE FAMILY DWELLING
06/15/17	17 25400 1620	KENYON	LECLAIR, KEN	LECLAIR CONSTRUCTION	780.00	877.23	2,580	311,536.00	RES SINGLE FAMILY DWELLING
06/16/17	17 25064 3136	TRADE WIND	PATRICK EIBS	ROI LLC	663.00	798.15	3,014	262,956.00	RES SINGLE FAMILY DWELLING
06/19/17	17 25339 2487	CREE	GABEL, LINDA S	DEAD EYE DESIGN	579.00	847.12	2,577	240,857.00	RES SINGLE FAMILY DWELLING
06/20/17	17 25037 3153	BLACKBIRD	SNOWCREST BUILDERS INC	SNOWCREST BUILDERS INC	714.00	830.75	3,192	295,164.00	RES SINGLE FAMILY DWELLING
06/20/17	17 25345 0	MSU	MONTANA STATE UNIVERSITY	MSU FACILITY SERVICES	316.50	936.19	187	16,313.00	RES SINGLE FAMILY DWELLING
06/21/17	17 25394 3339	LOLO	ICCL LLC	SUNRISE HOMES, LLC	795.00	910.63	3,596	319,583.00	RES SINGLE FAMILY DWELLING
06/27/17	17 25190 3005	BREEZE	ISLANDS, LLC	BLACK LABEL CONSTRUCTION CO	227.00	153.36	975	103,282.00	RES SINGLE FAMILY DWELLING
06/27/17	17 25345 0	MSU	MONTANA STATE UNIVERSITY	MSU FACILITY SERVICES	147.00	936.19	187	16,313.00	RES SINGLE FAMILY DWELLING
06/27/17	17 25345 0	MSU	MONTANA STATE UNIVERSITY	MSU FACILITY SERVICES	147.00	936.19	187	16,313.00	RES SINGLE FAMILY DWELLING
06/27/17	17 25345 0	MSU	MONTANA STATE UNIVERSITY	MSU FACILITY SERVICES	169.50	936.19	187	16,313.00	RES SINGLE FAMILY DWELLING
06/27/17	17 25345 0	MSU	MONTANA STATE UNIVERSITY	MSU FACILITY SERVICES	169.50	936.19	187	16,313.00	RES SINGLE FAMILY DWELLING
06/27/17	17 25388 4155	ANNIE	WINKLER, DARIN	B.R. BUILDERS	562.00	660.76	2,416	255,927.00	RES SINGLE FAMILY DWELLING
06/27/17	17 25413 1875	SPRING VIEW	KRESGE CONSTRUCTION INC	KRESGE CONSTRUCTION INC	505.00	603.11	2,299	204,465.00	RES SINGLE FAMILY DWELLING
06/27/17	17 25480 3141	AUTUMN GROVE	GALLATIN VALLEY HOMES INC	GALLATIN VALLEY HOMES INC	532.00	642.73	2,424	208,390.00	RES SINGLE FAMILY DWELLING
06/29/17	16 24261 62 E	FIELDVIEW	THOMAS, JUSTIN D & STEPHANIE I	SIERRA CUSTOM HOMES	175.00	1,677.40	4,961	562,521.00	RES SINGLE FAMILY DWELLING
06/29/17	16 24357 742	SHERIDAN	VISION DEVELOPMENT	VISION DEVELOPMENT INC	118.75	667.93	2,420	224,028.00	RES SINGLE FAMILY DWELLING
06/29/17	17 25484 2962	TRADE WIND	KRESGE CONSTRUCTION INC	KRESGE CONSTRUCTION INC	603.00	708.47	2,275	246,630.00	RES SINGLE FAMILY DWELLING
06/30/17	17 25415 3615	LOLO	SKOGEN, ALLAN	CHASE-SKOGEN HOMES, INC	539.00	654.10	2,427	218,225.00	RES SINGLE FAMILY DWELLING
06/30/17	17 25452 1887	SPRING VIEW	MAHAR MONTANA HOMES LLC	MCC INC	797.00	951.47	3,589	324,527.00	RES SINGLE FAMILY DWELLING
06/02/17	17 25308 1784	BUCKRAKE	DAYSFRING CONSTRUCTION INC	DAYSFRING CONSTRUCTION, INC.	584.00	734.76	2,613	241,894.00	RES TOWNHOUSE (ATTACHED SFD)
06/02/17	17 25309 1792	BUCKRAKE	DAYSFRING CONSTRUCTION INC	DAYSFRING CONSTRUCTION, INC.	584.00	734.76	2,613	241,894.00	RES TOWNHOUSE (ATTACHED SFD)
06/30/17	17 25288 3106 S	15TH	MAHAR MONTANA HOMES LLC	PARKS BUILDERS INC	509.00	616.56	2,275	209,593.00	RES TOWNHOUSE (ATTACHED SFD)
06/30/17	17 25289 3108 S	15TH	MAHAR MONTANA HOMES LLC	PARKS BUILDERS INC	509.00	616.56	2,275	209,593.00	RES TOWNHOUSE (ATTACHED SFD)
06/30/17	17 25290 3114 S	15TH	MAHAR MONTANA HOMES LLC	PARKS BUILDERS INC	509.00	616.56	2,275	209,593.00	RES TOWNHOUSE (ATTACHED SFD)
06/30/17	17 25291 3120 S	15TH	MAHAR MONTANA HOMES LLC	PARKS BUILDERS INC	509.00	616.56	2,275	209,593.00	RES TOWNHOUSE (ATTACHED SFD)
06/14/17	16 24655 3843	KIMBERWICKE	FOUR POINTS MT LLC	ROTHERHAM CONSTRUCTION, INC	1,241.00	1,771.43	5,527	922,000.00	RES TRIPLEX, FOURPLEX
06/14/17	16 24656 3875	KIMBERWICKE	FOUR POINTS MT LLC	ROTHERHAM CONSTRUCTION, INC	1,241.00	1,771.43	5,527	922,000.00	RES TRIPLEX, FOURPLEX
06/14/17	16 24657 2508	MILKHOUSE	FOUR POINTS MT LLC	ROTHERHAM CONSTRUCTION, INC	1,241.00	1,771.43	5,527	922,000.00	RES TRIPLEX, FOURPLEX
06/14/17	16 24658 3864	BLONDIE	FOUR POINTS MT LLC	ROTHERHAM CONSTRUCTION, INC	1,241.00	1,771.43	5,527	922,000.00	RES TRIPLEX, FOURPLEX
06/14/17	16 24659 3854	BLONDIE	FOUR POINTS MT LLC	ROTHERHAM CONSTRUCTION, INC	1,241.00	1,771.43	5,527	922,000.00	RES TRIPLEX, FOURPLEX
06/14/17	16 24660 3844	BLONDIE	FOUR POINTS MT LLC	ROTHERHAM CONSTRUCTION, INC	1,241.00	1,771.43	5,527	922,000.00	RES TRIPLEX, FOURPLEX

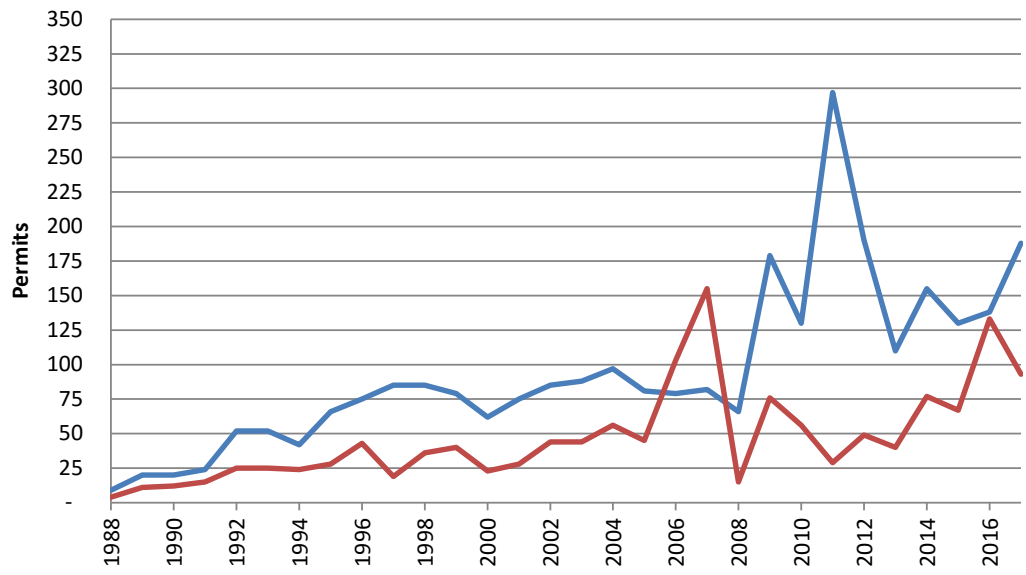
DATE	PERMIT #	ADDRESS	OWNER	CONTRACTOR	PERMIT FEE	PLAN CHECK	SO FOOT	VALUATION	DESCRIPTION
06/14/17	16 24661	2526 MILKHOUSE	FOUR POINTS MT LLC	ROTHERHAM CONSTRUCTION, INC	1,241.00	1,771.43	5,527	922,000.00	RES TRIPLEX, FOURPLEX
06/14/17	16 24662	2554 MILKHOUSE	FOUR POINTS MT LLC	ROTHERHAM CONSTRUCTION, INC	1,241.00	1,771.43	5,527	922,000.00	RES TRIPLEX, FOURPLEX
06/14/17	16 24663	2584 MILKHOUSE	FOUR POINTS MT LLC	ROTHERHAM CONSTRUCTION, INC	1,241.00	1,771.43	5,527	922,000.00	RES TRIPLEX, FOURPLEX
					42,247.25	58,667.98	188,073	21,687,619.00	
06/23/17	17 25407	610 N BLACK	HOGO, JESSICA	OWNER IS GENERAL	273.50	244.73	364	38,559.00	RES ADDITION
06/28/17	17 24999	325 N BROADWAY	SEBREN, MATTHEW & MICHELLE	FRANKLIN BUILDERS	596.75	572.17	2,100	135,590.00	RES ADDITION
06/02/17	17 25229	304 N GRAND	KENT, ANDREW JAMES	OWNER IS GENERAL	230.75	149.99	-	30,000.00	RES ALTERATION
06/02/17	17 25437	525 FIELDSTONE	STRAUB, BRIAN & KATHERINE	DIETERBUILT	117.00	-	-	12,500.00	RES ALTERATION
06/08/17	17 25008	825 S GRAND	DELAP, DAVID F JR & MIRIAM A	SCBUILDER	57.00	81.74	-	29,000.00	RES ALTERATION
06/08/17	17 25542	3321 N 27TH	CAPSTONE PARTNERS LLC	SISU CONSTRUCTION	42.00	-	-	2,580.00	RES ALTERATION
06/08/17	17 25543	3323 N 27TH	CAPSTONE PARTNERS LLC	SISU CONSTRUCTION	42.00	-	-	2,580.00	RES ALTERATION
06/08/17	17 25544	3331 N 27TH	CAPSTONE PARTNERS LLC	SISU CONSTRUCTION	42.00	-	-	2,580.00	RES ALTERATION
06/08/17	17 25545	3335 N 27TH	CAPSTONE PARTNERS LLC	SISU CONSTRUCTION	42.00	-	-	2,580.00	RES ALTERATION
06/08/17	17 25546	3327 N 27TH	CAPSTONE PARTNERS LLC	SISU CONSTRUCTION	42.00	-	-	2,580.00	RES ALTERATION
06/08/17	17 25547	3337 N 27TH	CAPSTONE PARTNERS LLC	SISU CONSTRUCTION	42.00	-	-	2,580.00	RES ALTERATION
06/08/17	17 25548	3341 N 27TH	CAPSTONE PARTNERS LLC	SISU CONSTRUCTION	42.00	-	-	2,580.00	RES ALTERATION
06/08/17	17 25549	3345 N 27TH	CAPSTONE PARTNERS LLC	SISU CONSTRUCTION	42.00	-	-	2,580.00	RES ALTERATION
06/08/17	17 25550	3349 N 27TH	CAPSTONE PARTNERS LLC	SISU CONSTRUCTION	42.00	-	-	2,580.00	RES ALTERATION
06/08/17	17 25551	3353 N 27TH	CAPSTONE PARTNERS LLC	SISU CONSTRUCTION	42.00	-	-	2,580.00	RES ALTERATION
06/12/17	17 25556	402 N 20TH	EVENSON, JENNIFER	MCLANE CONSTRUCTION	109.50	71.36	-	12,000.00	RES ALTERATION
06/13/17	17 25316	517 W KOCH	LAURELLI, ALEXANDRA	CREATIVE REMODELING LLC	391.00	425.76	3,000	70,000.00	RES ALTERATION
06/16/17	16 24686	724 S TRACY	TILLACK, PETER & NORIKO	COZY CREEK CUSTOM	235.50	239.86	1,440	31,000.00	RES ALTERATION
06/16/17	17 25601	1017 E OLIVE	KUDRNA, ELIZABETH A	OWNER IS GENERAL	42.00	-	-	2,500.00	RES ALTERATION
06/21/17	17 25380	208 S 11TH	AVERY, JENNIFER LOUISE	CHAD PROPERTIES, LLC	124.50	221.34	2,200	35,000.00	RES ALTERATION
06/26/17	17 25501	2515 SPRING CREEK	MURRAY, SCOTT		109.50	71.18	500	12,000.00	RES ALTERATION
06/26/17	17 25582	500 S 20TH	DALVIT, DANA 57%	A & K MAINTENANCE	94.50	96.21	896	10,000.00	RES ALTERATION
06/28/17	17 25586	811 O'CONNELL	HINKLE, JOHN K & TERRI R	OWNER IS GENERAL	57.00	89.22	150	8,900.00	RES ALTERATION
06/02/17	17 25500	2603 SPRING CREEK	POUCHER, GREG S & PATRICIA	QUALITY ROOFING/SHEETMETAL,INC	139.50	-	-	15,650.00	RESIDENTIAL REROOF
06/02/17	17 25502	1642 BUCKRAKE	FRYE, IAN & SHELBY	DELUXE CONSTRUCTION LLC	102.00	-	-	11,000.00	RESIDENTIAL REROOF
06/06/17	17 25521	316 E BABCOCK	ZOEMAX LLC	SICKLER ROOFING SERVICE	273.50	-	-	38,000.00	RESIDENTIAL REROOF
06/06/17	17 25528	119 S 15TH	WITT FAMILY INVESTMENTS LTD	YANT ROOFING	102.00	-	-	10,800.00	RESIDENTIAL REROOF
06/08/17	17 25552	1101 S 3RD	SCHWARZE, TIM M &	OWNER IS GENERAL	49.50	-	-	4,000.00	RESIDENTIAL REROOF
06/15/17	17 25594	2710 SNAPDRAGON	MORROW JEFF & CRYSTAL	MONTANA CUSTOM CONSTRUCTION	79.50	-	-	7,500.00	RESIDENTIAL REROOF
06/19/17	17 25605	1106 S GRAND	SMITH, TODD A & JAYE CAHALL	PEAKS AND VALLEYS ROOFING LLC	79.50	-	-	8,000.00	RESIDENTIAL REROOF
06/20/17	17 25616	1000 WOODLAND	AMESTOY, EDWARD A & JOLENE S	YANT ROOFING	94.50	-	-	9,063.00	RESIDENTIAL REROOF
06/20/17	17 25619	4140 CLYDESDALE	HEYS, AMANDA & GREGORY	MCLANE CONSTRUCTION	184.50	-	-	22,000.00	RESIDENTIAL REROOF
06/26/17	17 25649	868 ROGER'S	MCVEAN, BEVERLY	MURPHY MAINTENANCE & CONSTRUCT	109.50	-	-	11,500.00	RESIDENTIAL REROOF
06/28/17	17 25662	2860 SPRING MEADOWS	SLONAKER, DENNIS	SHEDHORN CONSTRUCTION	72.00	-	-	6,200.00	RESIDENTIAL REROOF
06/28/17	17 25664	709 S 16TH	SLONAKER, DENNIS	SHEDHORN CONSTRUCTION	72.00	-	-	6,400.00	RESIDENTIAL REROOF
06/29/17	17 25669	1207 E MAIN	MANAGEMENT ASSOCIATES	MERIDIAN ROOFING SERVICES, INC	64.50	-	-	5,685.00	RESIDENTIAL REROOF
06/09/17	17 25495	1711 S WILLSON	HAYS, SEAN M & KATHERINE K	MAY BUILT CONSTRUCTION	26.75	17.39	-	2,000.00	WINDOW REPLACEMENT PERMIT
06/12/17	17 25555	703 S 10TH	DERZAY, MICHAEL & KATHERINE	DERZAY RENTALS	109.50	71.18	-	12,000.00	WINDOW REPLACEMENT PERMIT
06/16/17	17 25493	310 N 3RD	BYORTH, PATRICK A & SUSAN L	RIPPEL'S CONSTRUCTION SERVICES	49.50	32.18	-	3,526.00	WINDOW REPLACEMENT PERMIT
06/16/17	17 25599	426 N GRAND	ROBERTS, TONY &	A-CORE OF IDAHO, INC	64.50	-	-	5,840.00	WINDOW REPLACEMENT PERMIT
06/27/17	17 25512	1213 S 4TH	NEELEY, MICHAEL &	OWNER IS GENERAL	26.75	17.39	55	2,000.00	WINDOW REPLACEMENT PERMIT
06/29/17	17 25660	303 WESTRIDGE	KLINGA, WAYNE & VIRGINIA	LONE WOLF PROPERTY SERVICES	64.50	41.93	-	6,000.00	WINDOW REPLACEMENT PERMIT
June 2017: 188 Permits; 93 New Housing Units: \$33,512,007.00 Valuation					4,622.50	2,443.63	10,705	640,013.00	
June 2016: 138 Permits; 133 New Housing Units: \$27,811,345.00 Valuation					72,779.00	102,336.05	582,891	33,512,007.00	

Month of June

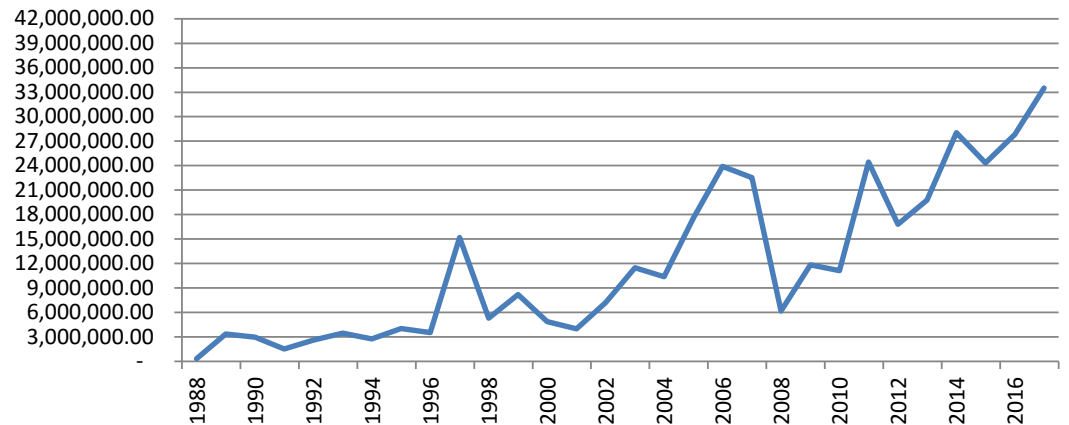
THIRTY YEAR BUILDING PERMIT COMPARISON

Jun-17	Housing		Fiscal YTD		
	Permits	Units	Valuation	Permits	Units
2017	188	93	33,512,007.00	1,276	695
2016	138	133	27,811,345.00	1,072	729
2015	130	67	24,348,497.00	1,120	737
2014	155	77	28,033,819.00	380	402
2013	110	40	19,785,020.00	521	149
2012	190	49	16,820,711.00	411	109
2011	297	29	24,445,084.00	647	112
2010	130	56	11,119,650.00	969	60
2009	179	76	11,813,773.00	396	82
2008	66	15	6,171,918.00	423	35
2007	82	155	22,543,323.00	298	139
2006	79	103	23,896,568.00	364	282
2005	81	45	17,578,203.00	327	230
2004	97	56	10,374,439.00	341	343
2003	88	44	11,474,478.00	305	282
2002	85	44	7,201,609.00	316	190
2001	75	28	3,982,910.00	244	127
2000	62	23	4,884,367.00	222	131
1999	79	40	8,183,634.00	232	174
1998	85	36	5,296,533.00	216	121
1997	85	19	15,181,958.00	280	122
1996	75	43	3,521,773.00	349	260
1995	66	28	4,041,970.00	274	217
1994	42	24	2,761,141.00	264	93
1993	52	25	3,469,043.00	208	116
1992	52	25	2,600,125.00	183	120
1991	24	15	1,532,750.00	165	88
1990	20	12	2,983,290.00	102	49
1989	20	11	3,371,140.00	74	40
1988	9	4	329,976.00	45	19

Thirty Year Building Permit Comparison



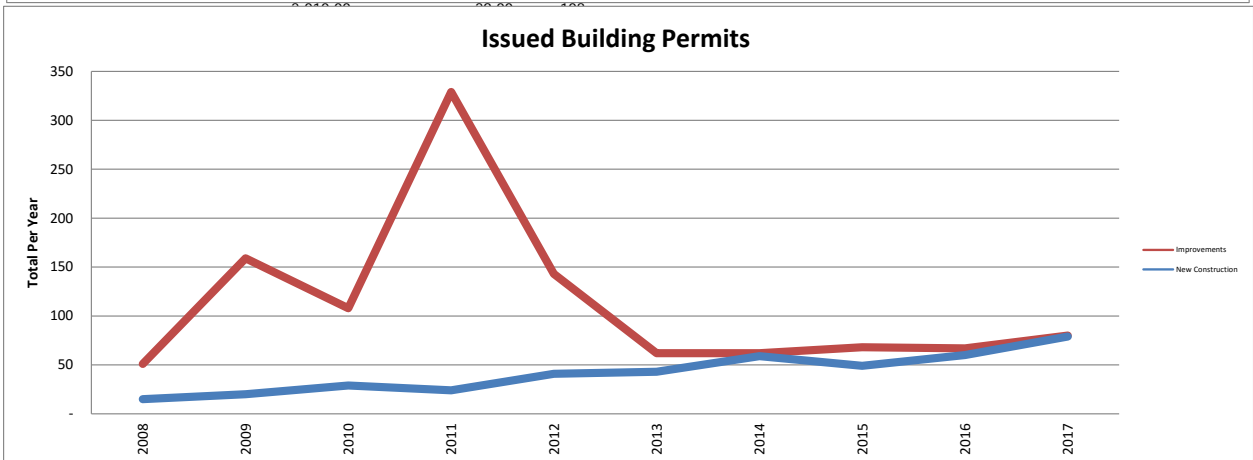
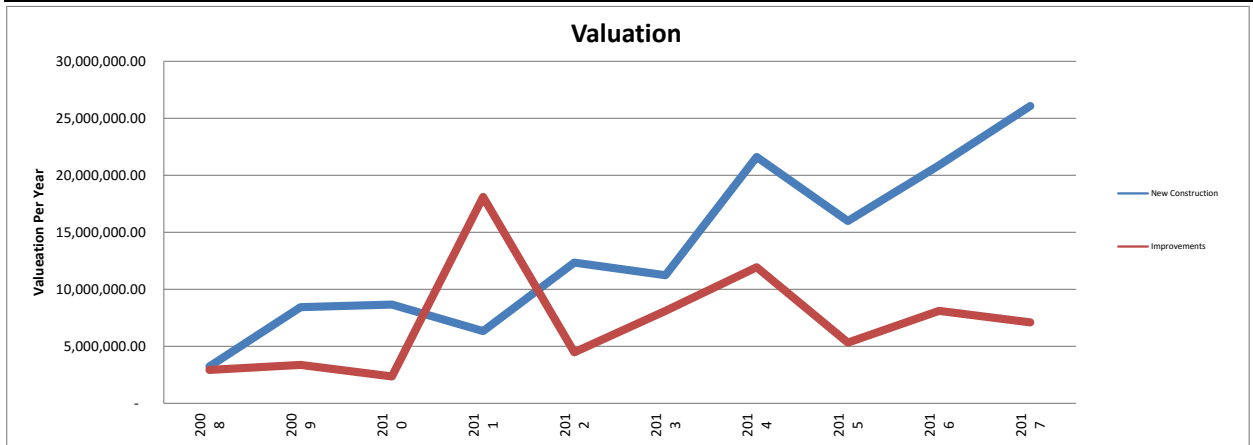
Valuations



**SINGLE MONTH COMPARISON FOR 10 YEAR BUILDING PERMITS
BUILDING DEPARTMENT -- CITY OF BOZEMAN**

	Jun-17		Jun-16		Jun-15		Jun-14		Jun-13	
	BP\U	Valuation	BP\U	Valuation	BP\U	Valuation	BP\U	Valuation	BP\U	Valuation
New Construction										
Single Family	48	10,595,555.00	28	6,214,996.00	28	6,831,060.00	34	8,491,264.00	41	9,637,313.00
Multi Family	9	8,298,000.00	11	11,484,687.00	1	1,853,008.00	2	4,547,594.00	1	1,174,679.00
Duplex	5	1,296,378.00	3	1,326,480.00	8	420,966.75	2	581,641.00		
Townhomes	6	1,322,160.00	4	847,929.00	2	374,150.00	13	2,441,554.00		
Commercial	9	4,396,151.00	10	874,001.00	5	6,266,794.00	7	5,535,233.00	1	
Other	2	175,526.00	4	131,899.00	5	246,179.00	1	15,773.00		424,748.00
SUB-TOTAL	79	26,083,770.00	60	20,879,992.00	49	15,992,157.75	59	21,613,059.00	43	11,236,740.00
Improvements										
Residential	42	640,013.00	38	1,942,199.00	41	1,266,892.00	33	1,286,031.00	38	726,670.00
Commercial	29	5,801,308.00	27	6,157,902.00	19	3,677,455.00	24	10,597,814.00	21	7,378,283.00
Fire Supression Systems	9	659,000.00	2	16,000.00	8	381,377.00	5	58,435.00	3	909.50
Other										
SUB-TOTAL	80	7,100,321.00	67	8,116,101.00	68	5,325,724.00	62	11,942,280.00	62	8,105,862.50
TOTAL PERMITS	159	33,184,091.00	127	28,996,093.00	117	21,317,881.75	121	33,555,339.00	105	19,342,602.50

	Jun-12		Jun-11		Jun-10		Jun-09		Jun-08	
	BP\U	Valuation	BP\U	Valuation	BP\U	Valuation	BP\U	Valuation	BP\U	Valuation
New Construction										
Single Family	30	8,074,926.00	22	5,315,250.00	20	4,927,343.00	12	2,726,250.00	7	1,678,566.00
Multi Family			1	409,401.00	1	3,735,325.00	4	4,982,742.00		
Duplex	4	1,519,708.00								
Townhomes	4	1,722,184.00			8		4	730,517.00	8	1,555,222.00
Commercial	2	955,650.00	1	614,459.00						
Other	1	69,504.00								
SUB-TOTAL	41	12,341,972	24	6,339,110.00	29	8,662,668.00	20	8,439,509.00	15	3,233,788.00
Improvements										
Residential	97	1,180,997.00	245	2,492,245.00	66	752,643.00	134	1,686,141.00	20	975,174.00
Commercial	34	3,192,599.00	73	15,481,564.00	29	1,473,009.00	18	1,626,787.00	16	1,841,971.00
Fire Supression Systems			5	99,568.00	6	65,996.00	2	4,550.00	4	18,285.00
Other	12	105,143.00	6	32,597.00	7	67,500.00	5	56,786.00	11	102,700.00
SUB-TOTAL	143	4,478,739	329	18,105,974.00	108	2,359,148.00	159	3,374,264.00	51	2,938,130.00
TOTAL PERMITS	184	16,820,711	353	24,445,084.00	137	11,021,816.00	179	11,813,773.00	66	6,171,918.00



IMPACT FEES CALENDAR YEAR 2017

MONTH	STREET	FIRE	WATER	WW	MONTHLY	YTD
January	269,446.97	10,987.43	87,114.60	49,418.29	416,967.29	416,967.29
February	234,988.94	8,185.24	62,586.95	33,861.30	339,622.43	756,589.72
March	561,535.73	32,275.26	241,225.09	130,099.84	965,135.92	1,721,725.64
April	198,025.71	14,781.65	105,559.05	59,635.76	378,002.17	2,099,727.81
May	306,920.33	21,264.95	191,989.01	116,867.68	637,041.97	2,736,769.78
June	484,117.25	45,547.94	269,837.70	167,086.15	966,589.04	3,703,358.82
July					-	
August					-	
September					-	
October					-	
November					-	
December					-	

BUILDING REVENUE, FISCAL YEAR 2017

MONTH	BUILDING	PLAN REVIEW	ELECTRIC	MECHANICAL/ PLUMBING	Fire Alarm/ Suppression	Penalty/ Other Fees	Monthly	FISCAL YTD
June 2017	74,256.23	69,844.32	10,728.15	16,897.55	3,336.00	4,964.50	180,026.75	2,070,853.18
May 2017	43,673.25	72,795.61	12,179.20	19,662.50	785.00	2,582.75	151,678.31	1,890,826.43
April 2017	48,049.86	444,353.80	10,070.99	14,643.66	310.25	3,895.00	521,323.56	1,739,148.12
March 2017	47,204.87	116,870.49	14,214.75	20,125.73	617.00	1,396.25	200,429.09	1,217,824.56
February 2017	28,090.31	59,701.86	5,281.75	14,921.82	117.00	1,204.00	109,316.74	1,017,395.47
January 2017	51,520.47	52,843.20	20,243.69	15,702.71	2,309.00	879.25	143,498.32	908,078.73
December 2016	48,147.48	32,767.99	5,895.75	9,141.50	301.25	1,394.50	97,648.47	764,580.41
November 2016	38,057.50	60,628.82	7,139.25	13,004.07	1,028.00	1,368.50	121,226.14	666,931.94
October 2016	28,280.00	70,945.37	6,492.75	14,852.25	2,029.25	1,582.25	124,181.87	545,705.80
September 2016	38,252.34	45,076.82	7,386.30	14,876.93	425.50	2,380.25	108,398.14	421,523.93
August 2016	60,139.32	46,860.48	12,220.45	10,666.95	2,187.50	1,123.50	133,198.20	313,125.79
July 2016	65,099.02	79,262.63	13,820.00	19,860.44	166.25	1,719.25	179,927.59	179,927.59

