

# City of Bozeman



BUILDING INSPECTION DIVISION

## BUILDING PERMIT REPORT

JULY 2014/FY 2015

FISCAL YEAR 2015

	Jul-2014		Jul-2013		FYTD as of July 2014		FYTD as of July 2013	
	THIS MONTH - FY2014		THIS MONTH - FY2013		FY TO DATE - FY2014		FY TO DATE - FY2013	
NEW CONSTRUCTION	NO	VALUATION	NO	VALUATION	NO.	VALUATION	NO	VALUATION
SINGLE FAMILY	50	10,494,613.00	58	13,701,037.00	50	10,494,613.00	58	13,701,037.00
DUPLEX	1	348,003.00	2	799,078.00	1	348,003.00	2	799,078.00
MULTI-FAMILY JULY UNITS - 164	11	22,295,096.00	5	5,735,251.00	11	22,295,096.00	5	5,735,251.00
FISCAL YEAR TOTAL UNITS - 164					-	164 Units		46 Units
MISC (GARAGE, SHED, ADU ETC.)	9	787,867.00	10	170,263.00	9	787,867.00	10	170,263.00
ASSEMBLY					-	-		
BUSINESS	4	2,879,259.00			4	2,879,259.00		
EDUCATIONAL					-	-		
FACTORY					-	-		
HAZARDOUS					-	-		
INSTITUTIONAL			1	7,739,564.00	-	-	1	7,739,564.00
MERCHANTILE	2	1,774,424.00	1	855,486.00	2	1,774,424.00	1	855,486.00
MOTEL/HOTEL					-	-	0	-
STORAGE	3	162,146.00	2	65,770.00	3	162,146.00	2	65,770.00
<b>TOTAL</b>	<b>80</b>	<b>38,741,408.00</b>	<b>72</b>	<b>29,066,449.00</b>	<b>80</b>	<b>38,741,408.00</b>	<b>72</b>	<b>29,066,449.00</b>
ADDITION/REMODEL	NO.	VALUATION	NO.	VALUATION	NO.	VALUATION	NO.	VALUATION
RESIDENTIAL	43	808,010.00	107	1,152,503.00	43	808,010.00	107	1,152,503.00
COMMERCIAL	25	10,628,189.00	46	1,758,286.00	25	10,628,189.00	46	1,758,286.00
<b>TOTAL</b>	<b>68</b>	<b>11,436,199.00</b>	<b>153</b>	<b>2,910,789.00</b>	<b>68</b>	<b>11,436,199.00</b>	<b>153</b>	<b>2,910,789.00</b>
CONSTRUCTION VALUE								
REVENUE	NO	AMOUNT	NO	AMOUNT	NO	AMOUNT	NO	AMOUNT
BUILDING	172	83,341.05	131	75,661.32	172.00	83,341.05	131	75,661.32
PLAN CHECK	245	83,995.37	126	61,944.42	245.00	83,995.37	126	61,944.42
ELECTRICAL	97	9,504.00	75	7,336.82	97.00	9,504.00	75	7,336.82
PLUMBING/MECHANICAL	149	17,640.35	145	12,161.90	149.00	17,640.35	145	12,161.90
FIRE ALARM /SPRINKLER SYSTEM	-	-	3	384.50	-	-	3	384.50
DEMOLITION	11	825.00	4	300.00	11.00	825.00	4	300.00
CODE ENFORCEMENT	5	525.00			5.00	525.00	0	-
SIGNS PERMITS	13	638.75	7	373.00	13.00	638.75	7	373.00
PENALTIES	14	2,823.00			14.00	2,823.00	0	-
EXTENSION FEES	1	75.00	1	75.00	1.00	75.00	1	75.00
INSPECTION FEES	3	300.00	5	453.15	3.00	300.00	5	453.15
MISC REVENUE	6	389.12			6.00	389.12		
<b>TOTAL</b>	<b>716</b>	<b>200,056.64</b>	<b>497</b>	<b>158,690.11</b>	<b>716</b>	<b>200,056.64</b>	<b>497</b>	<b>158,690.11</b>

Mr Chris Kukulski  
 City Manager  
 PO Box 1230  
 Bozeman MT 59771

Dear Mr Kukulski:

The following report is submitted to show the permits issued and fees charged for the month of **July 2014**. The list of building, plumbing and electrical permits are attached in addition to the monthly and yearly summary of housing and commercial building activity.

	2014		2013	
	No.	Fee	No.	Fee
Electrical Permits	97	9,504.00	75	7,336.82
Plumbing/Mechanical Permits	149	17,640.35	145	12,161.90
Moving Permits	1	84.00		
Demolition Permits	11	825.00		
Fire Alarm/Suppression Systems			4	300.00
Inspection Fees	3	300.00	6	890.75
Sign Permits	13	638.75	5	453.15
Code Enforcement	5	525.00		
Penalty Fees	14	2,823.00		
Plan Check Fees	245	83,995.37	124	37,007.41
Building Permits	172	83,341.05	138	78,443.07
<b>SUB-TOTALS:</b>	<b>710</b>	<b>199,676.52</b>	<b>497</b>	<b>136,593.10</b>
Other Bldg Div Rev.	6	389.12		
Water Payback Fees				
New Water	65	21,498.66	72	1,512.00
New Sewer	68	1,344.00	72	20,403.30
Water/Sewer Inspection Fee	68	6,400.00	72	7,200.00
Water Renewal				
Sewer Renewal				
Eng. Maps/Prints/Docs	6	142.48	5	98.75
Floodplain Dev. Permits	1	100.00		
Waste Water Discharge Permits				
Degradation Permit			1	50.00
Street Cut Permits	7	350.00	1	135.00
Street/Alley Vacation Fees	7	707.40		
Cash-in-Lieu of Water Rights	2	82,164.00		
Other Eng. Misc. Rev.			2	393.00
Planning Docs/Maps				
Encroachment Permits				
License Plate Fee	1	2,500.00		
Master Plan Amendment				
Subdivision Review Fees				
Improvements Agreement			5	9,586.50
Other Planning Div. Rev.	7	190.75	10	359.05
Zoning/Comm. Dev. Docs/Maps				
Deposits / Rent Chall Gardens			2	40.00
Certificate of Appropriateness COA				
Zone Map/Code Amendments				
Storm Water Permits	8	750.00		
Pay-in-lieu of Parks	2	50.00		
Planning & Zoning	51	49,089.03	38	30,230.23
Parade / Public Assembly Permit	4	140.00		
Annexation Fees				
V & A - Appeals				
V & A - Variances				
Public Service				
Other Zoning/CD Rev/Sign Tag				
Planned Unit Development - PUD				
Street Impact Fees	65	426,891.20	73	340,093.19
Fire Impact Fees	71	64,669.43	77	43,066.25
Water Impact Fees	67	320,789.17	74	196,513.81
WasteWater Impact Fees	67	241,898.31	74	108,976.89
<b>SUB-TOTAL:</b>	<b>573</b>	<b>1,220,063.55</b>	<b>578</b>	<b>758,657.97</b>
<b>TOTAL RECEIPTS:</b>	<b>1,283</b>	<b>1,419,740.07</b>	<b>1,075</b>	<b>895,251.07</b>

Respectfully submitted,

Bob Risk  
 Chief Building Official

**July 2014 - BUILDING PERMITS**

DATE	PERMIT #	ADDRESS		OWNER	CONTRACTOR	PERMIT FEE	PLAN CHECK	SQ FOOT	VALUATION	DESCRIPTION	
07/09/14	13 19720	510		MANLEY	MAP BREWING CO	PAUL BIERMAN CONSTRUCTION INC	1,782.00	2,520.31	9,138	1,147,550.00	COMMERCIAL MIXED USE
07/09/14	14 20647	384		GALLATIN PARK	SPRATT, SCOT & TAMI WEIST	W & S PROPERTIES, LLC	2,996.00	3,338.69	12,480	984,084.00	COMMERCIAL MIXED USE
07/09/14	14 20648	392		GALLATIN PARK	SPRATT, SCOT & TAMI WEIST	W & S PROPERTIES, LLC	2,996.00	3,338.69	12,480	984,084.00	COMMERCIAL MIXED USE
07/28/14	14 20765	1805	W	OAK	BRIDGER PEAKS LLC	LANGLAS & ASSOCIATES, INC	1,074.00	1,610.95	5,507	464,185.00	COMM OTHER SHELTER, NON-HOUSEK.
07/30/14	14 20955	862		HARMON STREAM	MITCHELL DEVELOPMENT	MITCHELL DEVELOPMENT GROUP	1,060.75	1,352.50	5,302	446,906.00	COMM OTHER SHELTER, NON-HOUSEK.
07/18/14	14 20498	2131	S	11TH	STADIUM VIEW, LP	GERDING BUILDERS LLC	263.75	360.08	1,259	50,146.00	COMM PUBLIC WKS & UTILITIES
07/21/14	14 20661	2876	N	27TH	HAMILTON, SANDRA & ROGER	VAQUERO PROPERTIES LLC	256.50	5,007.91	-	626,874.00	COMM RESTAURANTS & BARS
07/28/14	14 20947	120		WATER LILY	NORTON RANCH HOMES LLC	NORTON RANCH HOMES, LLC	240.25	156.16	-	32,000.00	COMM STRUCTURES OTHER THAN BLD
07/30/14	14 20965	1915	S	19TH	19TH STREET PROPERTIES	DICK ANDERSON CONSTRUCTION,INC	423.50	461.51	286	80,000.00	COMM STRUCTURES OTHER THAN BLD
							<b>11,092.75</b>	<b>18,146.80</b>	<b>46,452</b>	<b>4,815,829.00</b>	
07/08/14	14 20860	3600	W	BABCOCK	BOZEMAN SCHOOL DISTRICT #7	MCKINSTRY ESSENTION LLC	94.50	78.82	320	10,000.00	COMM ADDITION
07/01/14	14 20480	0		MSU - SUB	MONTANA STATE UNIVERSITY	SWANK ENTERPRISES	3,210.50	3,592.23	-	1,200,000.00	COMM TENANT IMPROVEMENT
07/01/14	14 20884	315	S	19TH	ALLIANCE FELLOWSHIP CHRISTIAN	PAUL BIERMAN CONSTRUCTION INC	259.25	218.08	-	35,200.00	COMM TENANT IMPROVEMENT
07/02/14	14 20914	1120	S	6TH	KAPPA SIGMA BLDG ASSOC	JARRETT BUILDERS, INC	42.00	102.60	-	2,500.00	COMM TENANT IMPROVEMENT
07/03/14	14 20925	202	S	WILLSON	BOZEMAN UNITED METHODIST CHRCH	HISA INC	117.00	113.10	427	13,000.00	COMM TENANT IMPROVEMENT
07/07/14	14 20861	2014		GILKERSON	STANISLAO, JOSEPH & BETTIE	CUSTOM CANVAS DESIGN INC	26.75	17.39	-	1,398.00	COMM TENANT IMPROVEMENT
07/07/14	14 20911	1010	E	MAIN	SANDY FERRARO	SHEDHORN CONSTRUCTION	64.50	196.96	-	5,800.00	COMM TENANT IMPROVEMENT
07/08/14	14 20192	404	W	MAIN	BOZEMAN SCHOOL DISTRICT #7	SWANK ENTERPRISES	345.50	4,817.80	18,434	1,853,700.00	COMM TENANT IMPROVEMENT
07/09/14	14 20899	1104	E	MAIN	1104 E MAIN LLC	STAGG ENTERPRISES INC DBA	94.50	145.12	-	10,000.00	COMM TENANT IMPROVEMENT
07/10/14	14 20547	0		MSU - SUB	MONTANA STATE UNIVERSITY	AUTHORITY BUILDERS	216.50	349.39	-	27,000.00	COMM TENANT IMPROVEMENT
07/14/14	14 20978	2505		CATRON	COSTCO WHOLESALE CORP #96	TECH ELECTRIC, INC	94.50	96.21	-	10,000.00	COMM TENANT IMPROVEMENT
07/14/14	14 20979	15		TAI	JARRAFCO	JARRETT BUILDERS, INC	42.00	62.08	-	3,000.00	COMM TENANT IMPROVEMENT
07/15/14	14 20555	828		WHEAT	W2005/FARGO HOTELS(POOL C)	NUHORIZON RENOVATION	99.00	556.90	1,700	118,392.00	COMM TENANT IMPROVEMENT
07/15/14	14 20941	1951		DURSTON	ROCKY MOUNTAIN OIL INC	ROSET AND ASSOCIATES INC	132.00	174.53	5,012	15,000.00	COMM TENANT IMPROVEMENT
07/17/14	14 20309	0		MSU - MILLER HALL	MONTANA STATE UNIVERSITY	SWANK ENTERPRISES	226.00	14,850.00	-	6,900,000.00	COMM TENANT IMPROVEMENT
07/17/14	14 20555	828		WHEAT	W2005/FARGO HOTELS(POOL C)	NUHORIZON RENOVATION	545.75	556.90	1,700	118,392.00	COMM TENANT IMPROVEMENT
07/01/14	14 20895	536	S	COTTONWOOD	A. O. GROUP INC	LANGLAS & ASSOCIATES, INC	230.75	184.77	2,000	30,000.00	COMM ALTERATION
07/10/14	14 20843	705		OSTERMAN	FRONTAGE ROAD COMM PROP LLC	SIEVERT CONSTRUCTION, INC	102.00	103.35	-	10,500.00	COMMERCIAL REUSE
07/07/14	14 20959	1115	N	7TH	SUABODA, LLC	FREGIEN ROOFING, INC	94.50	-	-	10,000.00	COMMERCIAL REROOF
07/07/14	14 20961	615	E	MENDENHALL	ENGBRETSON, JAMES A & BARBARA	QUALITY ROOFING/SHEETMETAL,INC	264.00	-	-	36,500.00	COMMERCIAL REROOF
07/08/14	14 20966	2825	W	MAIN	GALLATIN MALL GROUP LLC	MOUNTAIN STATES ROOFING, INC	548.75	-	-	119,980.00	COMMERCIAL REROOF
07/09/14	14 20974	102	S	19TH	SAAM REAL ESTATE INC	AQUA BLOCK ROOFING	26.75	-	-	2,000.00	COMMERCIAL REROOF
07/21/14	14 20593	511	N	5TH	BOZEMAN SCHOOL DISTRICT #7	QUALITY ROOFING/SHEETMETAL,INC	620.75	211.74	-	50,000.00	COMMERCIAL REROOF
07/28/14	14 21078	908	W	MAIN	THE COMMUNITY FOOD CO-OP INC	SICKLER ROOFING SERVICE	192.00	-	-	22,855.00	COMMERCIAL REROOF
07/28/14	14 21080	715	S	20TH	MJC/20T AVE LLC	ROBERT LANGLEY ENTERPRISES	230.75	-	-	29,972.00	COMMERCIAL REROOF
							<b>7,826.00</b>	<b>26,349.15</b>	<b>29,273</b>	<b>10,635,189.00</b>	
07/07/14	14 20808	908	E	GRIFFIN	TRUST FOR PUBLIC LAND	MONTANA CRANE SERVICE, LTD	75.00	-	-	3,500.00	DEMOLITION PERMIT
07/07/14	14 20809	908	E	GRIFFIN	TRUST FOR PUBLIC LAND	MONTANA CRANE SERVICE, LTD	75.00	-	-	3,500.00	DEMOLITION PERMIT
07/07/14	14 20810	908	E	GRIFFIN	TRUST FOR PUBLIC LAND	MONTANA CRANE SERVICE, LTD	75.00	-	-	3,500.00	DEMOLITION PERMIT
07/07/14	14 20811	908	E	GRIFFIN	TRUST FOR PUBLIC LAND	MONTANA CRANE SERVICE, LTD	75.00	-	-	3,500.00	DEMOLITION PERMIT
07/07/14	14 20812	908	E	GRIFFIN	TRUST FOR PUBLIC LAND	MONTANA CRANE SERVICE, LTD	75.00	-	-	3,500.00	DEMOLITION PERMIT
07/07/14	14 20813	908	E	GRIFFIN	TRUST FOR PUBLIC LAND	MONTANA CRANE SERVICE, LTD	75.00	-	-	3,500.00	DEMOLITION PERMIT
07/07/14	14 20814	1215	L		TRUST FOR PUBLIC LAND	MONTANA CRANE SERVICE, LTD	75.00	-	-	3,500.00	DEMOLITION PERMIT
07/24/14	14 21030	1515	N	ROUSE	CENTURY WAREHOUSING	CENTURY WAREHOUSING INC	75.00	-	-	2,500.00	DEMOLITION PERMIT
07/24/14	14 21050	5	W	OLIVE	ST JAMES PARISH	ROTHERHAM CONSTRUCTION, INC	75.00	-	-	10,500.00	DEMOLITION PERMIT
07/28/14	14 21084	401	W	KOCH	WERNER, GINA KAY	OWNER IS GENERAL	75.00	-	-	6,500.00	DEMOLITION PERMIT
07/30/14	14 21066	300	W	MAIN	EAST WILLSON LLC	BRIDGER BUILDERS, INC	75.00	-	-	20,000.00	DEMOLITION PERMIT
07/25/14	14 21058	1108	N	7TH	BOZEMAN APPLE INC	ELK RUN AUTO & TRUCK RECYCLERS	84.00	-	-	1,500.00	MOVING PERMIT
							<b>909.00</b>	<b>-</b>	<b>-</b>	<b>7,000.00</b>	
07/02/14	14 20396	290	W	KAGY	LEVEL INVESTORS LLC	SIGNS OF MONTANA	26.75	-	-	1,500.00	SIGN PERMIT
07/02/14	14 20912	100		MAUS	RICHARD MAUS/MAUS LANE LLC	SIGNS NOW	26.75	17.39	-	250.00	SIGN PERMIT
07/09/14	14 20731	145		SIMMENTAL	JON MOULLET	DELTA SIGNS & GRAPHICS	42.00	27.30	-	2,200.00	SIGN PERMIT
07/09/14	14 20901	145		SIMMENTAL	JON MALLET	WALKER CONSTRUCTION	31.25	20.31	-	1,800.00	SIGN PERMIT
07/10/14	14 20875	5997	E	VALLEY CENTER	BOZEMAN LODGING LLC	SIGNS OF MONTANA	154.50	100.43	-	18,000.00	SIGN PERMIT
07/11/14	14 20913	2075		CHARLOTTE	WALKER, LARRY D & LISA J	SIGNS NOW	26.75	17.39	-	225.00	SIGN PERMIT
07/14/14	14 20570	211	E	MAIN	MIKE HOPE	SIGNS OF MONTANA	64.50	41.93	-	5,625.00	SIGN PERMIT

DATE	PERMIT #	ADDRESS		OWNER	CONTRACTOR	PERMIT FEE	PLAN CHECK	SQ FOOT	VALUATION	DESCRIPTION
07/14/14	14 20621	2005		GILKERSON	ELLISON RANCH LIMITED PRTRNSHP	49.50	32.18	-	3,562.00	SIGN PERMIT
07/21/14	14 20985	821	W	MENDENHALL	G & C LAND LLC	26.75	17.39	-	168.00	SIGN PERMIT
07/22/14	14 20456	403	N	7TH	NELSON INVESTMENTS LP	49.50	32.18	-	3,750.00	SIGN PERMIT
07/23/14	13 18454	101	E	MAIN	WILLSON BUILDING CONDOS	87.00	56.55	-	8,714.00	SIGN PERMIT
07/23/14	14 20219	1010	E	MAIN	A PLACE TO PARK LLC	26.75	17.39	-	490.00	SIGN PERMIT
07/23/14	14 20984	402	E	MAIN	BAIDE, DONALD R	26.75	17.39	-	250.00	SIGN PERMIT
						<b>638.75</b>	<b>397.83</b>	<b>-</b>	<b>46,534.00</b>	
07/09/14	14 20656	4516		BEMBRICK	PEERLESS HOMES LLC	266.00	328.03	1,270	90,112.00	RES ACCESSORY DWELLING UNIT
07/09/14	14 20121	2234		BUCKRAKE	THIRD STREET DEVELOPMENT INC	291.00	404.97	1,487	138,216.00	RES ATTACHED SFD
07/09/14	14 20123	2228		BUCKRAKE	THIRD STREET DEVELOPMENT INC	291.00	404.97	1,487	138,216.00	RES ATTACHED SFD
07/11/14	14 20088	1052		TWIN LAKES	FIRST TIME HOME BUYERS LLC	289.00	194.24	1,506	128,266.00	RES ATTACHED SFD
07/11/14	14 20089	1066		TWIN LAKES	FIRST TIME HOME BUYERS LLC	289.00	194.24	1,506	128,266.00	RES ATTACHED SFD
07/23/14	14 20865	510		KIMBALL	TRIBITT, JOHN H & LAREE R	221.00	335.28	947	100,316.00	RES ATTACHED SFD
07/23/14	14 20868	512		KIMBALL	JOHN & LAREE TRIBITT	238.00	351.02	1,021	108,155.00	RES ATTACHED SFD
07/23/14	14 20869	514		KIMBALL	JOHN & LAREE TRIBITT	238.00	351.02	1,021	108,155.00	RES ATTACHED SFD
07/23/14	14 20870	516		KIMBALL	JOHN & LAREE TRIBITT	238.00	175.50	1,021	108,155.00	RES ATTACHED SFD
07/23/14	14 20871	518		KIMBALL	TRIBITT, JOHN H & LAREE R	233.00	346.39	999	105,824.00	RES ATTACHED SFD
07/08/14	14 20725	1193		FORESTGLEN	MEYER GARRITY GROUP	862.00	992.15	3,888	348,003.00	RES DUPLEX (2 UNITS)
07/02/14	14 20654	205	W	CLEVELAND	MARTIN JR, SAMUEL K & BONNIE S	99.00	113.92	528	3,000.00	RES GARAGES & CARPORTS
07/08/14	14 20640	3263		CATRON	ROYLANCE CONSTRUCTION	194.00	197.98	1,030	41,025.00	RES GARAGES & CARPORTS
07/08/14	14 20641	3241		CATRON	ROYLANCE CONSTRUCTION	194.00	197.98	1,030	41,025.00	RES GARAGES & CARPORTS
07/08/14	14 20642	3225		CATRON	ROYLANCE CONSTRUCTION	194.00	197.98	1,030	41,025.00	RES GARAGES & CARPORTS
07/11/14	14 20896	1232	N	FERGUSON	MEYER-GARRITY GROUP LLC	100.00	110.95	529	21,070.00	RES GARAGES & CARPORTS
07/23/14	14 20866	510		KIMBALL	TRIBITT, JOHN H & LAREE R	302.00	311.80	1,610	64,126.00	RES GARAGES & CARPORTS
07/30/14	14 20718	3079	N	27TH	CHASE SKOGEN HOMES	1,146.00	1,098.13	6,107	243,242.00	RES GARAGES & CARPORTS
07/30/14	14 20719	3011	N	27TH	CHASE SKOGEN HOMES	1,146.00	1,098.13	6,107	243,242.00	RES GARAGES & CARPORTS
07/03/14	14 20385	4858		VICTORY	COOPER BUILDERS, LLC	594.00	719.64	3,059	278,497.00	RES SINGLE FAMILY DWELLING
07/07/14	14 20665	877		JESSIE	CASHMAN, JEREMIAH & JANICE	655.00	1,082.98	2,942	267,359.00	RES SINGLE FAMILY DWELLING
07/08/14	14 20526	1122		BUR	MT. VIEW HOMES INC	475.00	570.16	2,138	192,900.00	RES SINGLE FAMILY DWELLING
07/08/14	14 20578	1640		KENYON	PARKER, RICHARD W &	643.00	1,111.46	2,879	265,577.00	RES SINGLE FAMILY DWELLING
07/08/14	14 20834	1310		MANZANITA	MILLS, AARON	437.00	535.27	1,960	178,142.00	RES SINGLE FAMILY DWELLING
07/09/14	14 20357	1433		TEMPEST	ISLANDS LLC	432.00	275.06	2,212	204,242.00	RES SINGLE FAMILY DWELLING
07/09/14	14 20358	1459		TEMPEST	ISLANDS LLC	432.00	275.06	2,212	204,242.00	RES SINGLE FAMILY DWELLING
07/09/14	14 20617	2246		BUCKRAKE	THIRD STREET DEVELOPMENT INC	400.00	510.77	1,798	162,502.00	RES SINGLE FAMILY DWELLING
07/09/14	14 20655	4516		BEMBRICK	PEERLESS HOMES LLC	621.00	749.51	2,668	282,621.00	RES SINGLE FAMILY DWELLING
07/09/14	14 20764	921		JOSEPHINE	BOZEMAN DEACONESS REAL ESTATE	470.75	576.26	1,999	179,563.00	RES SINGLE FAMILY DWELLING
07/10/14	14 20831	2630	W	GRAF	MCINTOSH CONSTRUCTION INC	457.00	544.04	2,053	186,473.00	RES SINGLE FAMILY DWELLING
07/16/14	14 20794	869		HANSON	MARK EASTON	553.75	667.76	2,317	226,535.00	RES SINGLE FAMILY DWELLING
07/16/14	14 20796	881		HANSON	MARK EASTON	553.75	333.87	2,317	226,535.00	RES SINGLE FAMILY DWELLING
07/16/14	14 20879	887		HANSON	JBE LLC	448.00	569.84	1,976	183,505.00	RES SINGLE FAMILY DWELLING
07/17/14	14 20763	1016		BOYLAN	BENSON AND BAUER	386.25	992.64	2,683	240,848.00	RES SINGLE FAMILY DWELLING
07/17/14	14 20783	3428	S	30TH	KRINGLIE, ROSS & LORETTA	758.00	851.99	3,428	304,696.00	RES SINGLE FAMILY DWELLING
07/17/14	14 20818	955		JOSEPHINE	MAYER, THOMAS & CARMEN	444.00	551.50	1,999	179,563.00	RES SINGLE FAMILY DWELLING
07/17/14	14 20888	866		KNOLLS	BOZEMAN DEACONESS REAL ESTATE	444.00	504.70	1,999	179,563.00	RES SINGLE FAMILY DWELLING
07/18/14	14 20749	3891		GALLOWAY	ROI LLC	471.00	591.13	2,116	190,635.00	RES SINGLE FAMILY DWELLING
07/21/14	13 19978	127		MATHEW BIRD	CAIRES, MATTHEW R	755.00	1,087.28	3,800	376,094.00	RES SINGLE FAMILY DWELLING
07/22/14	14 20835	3494	S	30TH	DOUGLAS, ALICIA JO	664.00	755.21	2,962	276,219.00	RES SINGLE FAMILY DWELLING
07/22/14	14 20867	2451		FARRIER	JENNAWAY, JOHN K & STACY D	882.00	981.42	3,925	369,175.00	RES SINGLE FAMILY DWELLING
07/23/14	14 20691	18	E	PEACH	JASON DELMUE	408.00	552.31	1,752	185,589.00	RES SINGLE FAMILY DWELLING
07/24/14	14 20932	890		FLANDERS CREEK	STEWART ENTERPRISES INC	473.00	612.49	2,142	188,894.00	RES SINGLE FAMILY DWELLING
07/24/14	14 20934	802		FLANDERS CREEK	STEWART ENTERPRISES INC	465.00	605.08	2,101	186,799.00	RES SINGLE FAMILY DWELLING
07/25/14	14 20672	302		STONE FLY	NORTON RANCH HOMES	426.00	252.70	1,908	175,674.00	RES SINGLE FAMILY DWELLING
07/25/14	14 20673	326		STONE FLY	NORTON RANCH HOMES	426.00	252.70	1,908	175,674.00	RES SINGLE FAMILY DWELLING
07/25/14	14 20674	368		STONE FLY	NORTON RANCH HOMES	426.00	252.70	1,908	175,674.00	RES SINGLE FAMILY DWELLING
07/25/14	14 20676	390		STONE FLY	NORTON RANCH HOMES	426.00	252.70	1,908	175,674.00	RES SINGLE FAMILY DWELLING
07/25/14	14 20679	342		STONE FLY	NORTON RANCH HOMES	426.00	252.70	1,908	175,674.00	RES SINGLE FAMILY DWELLING
07/25/14	14 20680	382		STONE FLY	NORTON RANCH HOMES	426.00	252.70	1,908	175,674.00	RES SINGLE FAMILY DWELLING
07/25/14	14 20684	318		STONE FLY	NORTON RANCH HOMES	448.00	262.89	2,004	184,257.00	RES SINGLE FAMILY DWELLING
07/25/14	14 20685	350		STONE FLY	NORTON RANCH HOMES	448.00	262.89	2,004	184,257.00	RES SINGLE FAMILY DWELLING

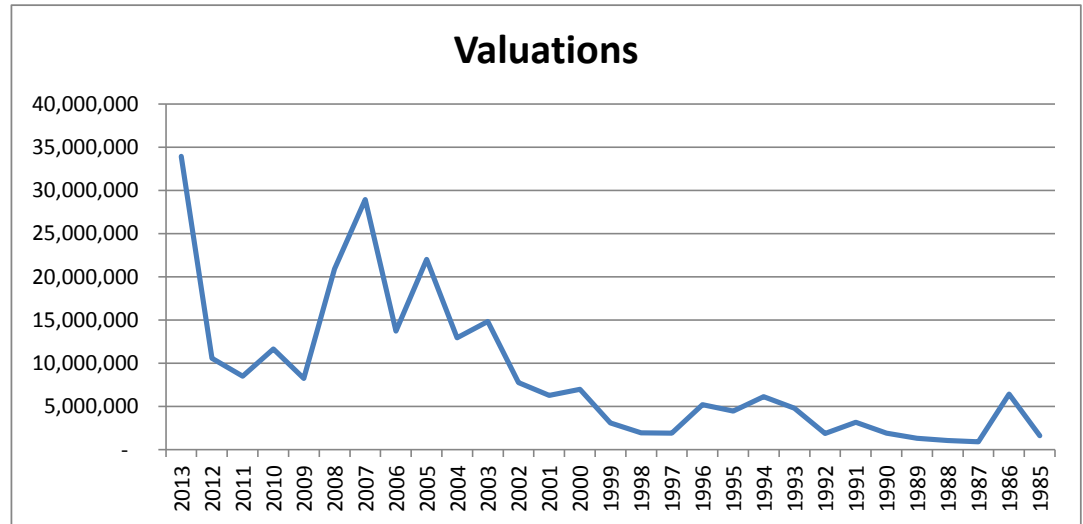
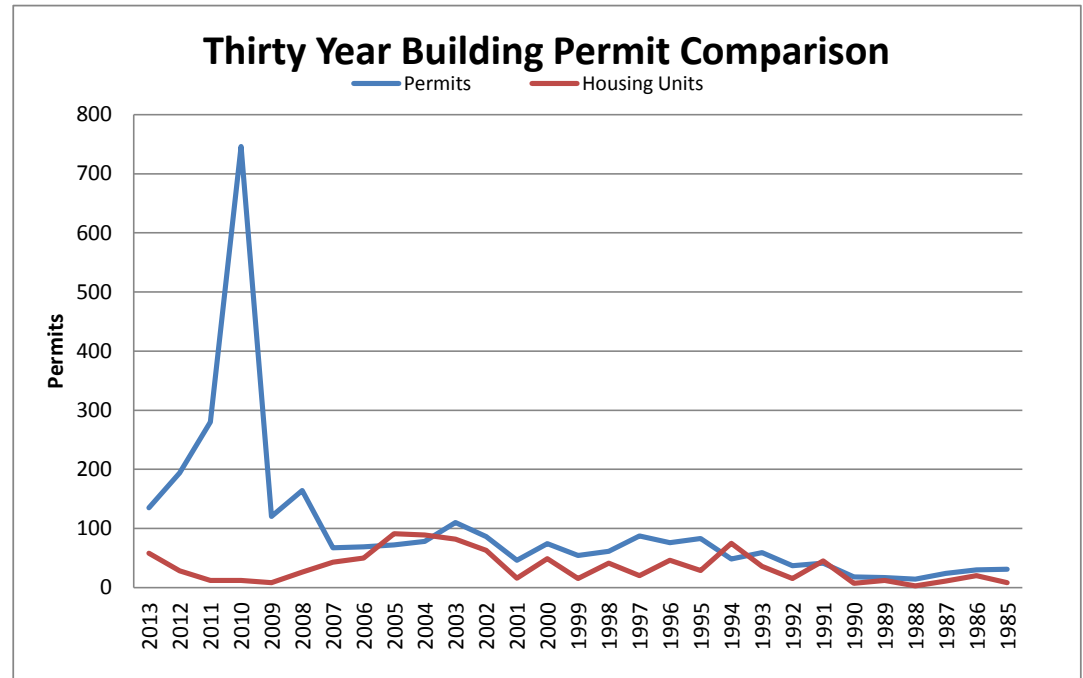
DATE	PERMIT #	ADDRESS		OWNER	CONTRACTOR	PERMIT FEE	PLAN CHECK	SQ FOOT	VALUATION	DESCRIPTION
07/25/14	14 20686	374	STONE FLY	NORTON RANCH HOMES	NORTON RANCH HOMES, LLC	448.00	262.89	2,004	184,257.00	RES SINGLE FAMILY DWELLING
07/25/14	14 20748	3863	GALLOWAY	ROI LLC	ROI LLC	457.00	578.17	2,016	185,588.00	RES SINGLE FAMILY DWELLING
07/25/14	14 20829	1701	MIDFIELD	SCHLENDER, DOUGLAS J	OWNER IS GENERAL	874.75	1,052.71	3,753	360,936.00	RES SINGLE FAMILY DWELLING
07/25/14	14 20921	108	NASH CREEK	STR & COMPANY LLC	GML ENTERPRISES LLC	610.00	724.71	2,734	249,688.00	RES SINGLE FAMILY DWELLING
07/28/14	14 20776	1096	OAK PARK	PIERCE IRONWOOD LLC	AARON MILLS CONSTRUCTION	666.00	771.69	2,949	281,849.00	RES SINGLE FAMILY DWELLING
07/28/14	14 20928	1023	BOYLAN	WETMORE, JEFF D & SUSAN E	SCHMIT CONSTRUCTION, INC	1,045.00	1,341.97	4,702	426,365.00	RES SINGLE FAMILY DWELLING
07/30/14	14 20755	3308	SORA	PEREGRINE CAPITAL LLC	BUILDING DIMENSIONS INC	763.00	934.62	3,459	304,939.00	RES SINGLE FAMILY DWELLING
07/30/14	14 20897	2157	SOUTHBRIDGE	VELOCITY DEVELOPMENT LLC	BRIDGER PEAK CONST G MEGARGEL	738.00	838.34	3,332	298,096.00	RES SINGLE FAMILY DWELLING
07/08/14	14 20637	3225	CATRON	ROYLANCE CONSTRUCTION	JW ROYLANCE CONSTRUCTION INC	1,056.00	1,249.79	4,540	480,922.00	RES TRIPLEX, FOURPLEX
07/08/14	14 20638	3241	CATRON	ROYLANCE CONSTRUCTION	JW ROYLANCE CONSTRUCTION INC	1,056.00	1,249.79	4,540	480,922.00	RES TRIPLEX, FOURPLEX
07/08/14	14 20639	3263	CATRON	ROYLANCE CONSTRUCTION	JW ROYLANCE CONSTRUCTION INC	1,056.00	1,249.79	4,540	480,922.00	RES TRIPLEX, FOURPLEX
07/01/14	14 20495	2159 S	11TH	STADIUM VIEW, LP	GERDING BUILDERS LLC	4,813.00	5,206.46	20,697	2,040,310.00	RES 5+ UNITS
07/01/14	14 20496	2137 S	11TH	STADIUM VIEW, LP	GERDING BUILDERS LLC	4,813.00	5,206.46	20,697	2,040,310.00	RES 5+ UNITS
07/01/14	14 20497	2157 S	11TH	STADIUM VIEW, LP	GERDING BUILDERS LLC	4,813.00	5,206.46	20,697	2,040,310.00	RES 5+ UNITS
07/01/14	14 20500	2135 S	11TH	STADIUM VIEW, LP	GERDING BUILDERS LLC	4,813.00	5,206.46	20,697	2,040,310.00	RES 5+ UNITS
07/11/14	14 20716	3011 N	27TH	CHASE SKOGEN CONSTRUCTION	CHASE-SKOGEN HOMES, INC	4,371.00	5,115.07	18,797	1,853,008.00	RES 5+ UNITS
07/14/14	14 20717	3079 N	27TH	CHASE SKOGEN CONSTRUCTION	CHASE-SKOGEN HOMES, INC	4,371.00	5,115.07	18,797	1,853,008.00	RES 5+ UNITS
07/16/14	14 20493	2123 S	11TH	STADIUM VIEW, LP	GERDING BUILDERS LLC	10,751.00	11,280.19	46,238	4,558,142.00	RES 5+ UNITS
07/16/14	14 20494	2171 S	11TH	STADIUM VIEW, LP	GERDING BUILDERS LLC	10,441.00	14,323.43	44,907	4,426,932.00	RES 5+ UNITS
						<b>81,561.25</b>	<b>88,380.47</b>	<b>342,372</b>	<b>32,338,845.00</b>	
07/02/14	14 20703	3124	FARMALL	PETERSON, SEAN & NAOMI	NW ROCKY MOUNTAIN CONSTRUCTION	302.00	278.20	-	45,000.00	RES ALTERATION
07/02/14	14 20945	1145 N	CEDARVIEW	BIRKELAND, KARL W & VIRGINIA H	ROCKY MOUNTAIN WOODWRIGHT INC	132.00	130.49	-	15,000.00	RES ALTERATION
07/07/14	14 20827	455	CONCORD	SHOMENTO, WILLIAM A & STACY H	PILARI CONSTRUCTION MANAGEMENT	64.50	97.02	-	6,000.00	RES ALTERATION
07/07/14	14 20923	202 N	BLACK	NEWMAN, JOE &	OWNER IS GENERAL	26.75	52.17	-	1,000.00	RES ALTERATION
07/07/14	14 20930	132 S	15TH	DYER, WILLIAM E JR	OWNER IS GENERAL	79.50	123.67	-	8,000.00	RES ALTERATION
07/08/14	14 20905	1757	HIGHLAND	DENISE ANDRES	ARLEE GREEN CONSTRUCTION INC	623.75	489.29	-	145,000.00	RES ALTERATION
07/09/14	14 20887	218 S	WILLSON	JOHNSTON, LYNWOOD & MARIANA	OWNER IS GENERAL	26.75	17.39	-	4,000.00	RES ALTERATION
07/10/14	14 20840	1724 S	WILLSON	MICKAEL & MELODEE KJOS	BLUE SKY ELECTRIC	32.75	21.29	-	1,900.00	RES ALTERATION
07/10/14	14 20926	1017	WOODLAND	REYNOLDS, JEFF & ADRIENNE	OWNER IS GENERAL	94.50	61.43	-	10,000.00	RES ALTERATION
07/15/14	14 20727	624 E	GRIFFIN	PONCELET, GREG	ROCKY MOUNTAIN DIRT DETAIL LLC	842.25	726.87	-	223,050.00	RES ALTERATION
07/15/14	14 20873	1116 S	SPRUCE	SHEARD, SUSAN &	OWNER IS GENERAL	42.00	27.30	-	2,200.00	RES ALTERATION
07/15/14	14 20918	1401 S	5TH	WATTERS, OKEY	BEAR MOUNTAIN WOODWORKS, LLC	64.50	41.93	-	5,500.00	RES ALTERATION
07/15/14	14 21002	403 W	VILLARD	LIVINGSTON, ELIZABETH		34.25	22.26	-	2,000.00	RES ALTERATION
07/16/14	14 21018	211	MICHAEL GROVE	RANCK, AARON T & LINFEI YU	PUNCH-LIST PRO'S	42.00	27.30	-	3,000.00	RES ALTERATION
07/16/14	14 21019	3016 W	VILLARD	HANSON, VICTOR H & GABRIELE EM	PUNCH-LIST PRO'S	42.00	-	-	3,000.00	RES ALTERATION
07/16/14	14 21020	3018 W	VILLARD	TREINEN, MCKENZIE	PUNCH-LIST PRO'S	42.00	-	-	3,000.00	RES ALTERATION
07/17/14	14 20977	705 S	TRACY	EVANS, ANDREA & DANE	PRINCE CONTRACTING, INC	436.50	448.35	-	84,000.00	RES ALTERATION
07/21/14	14 20694	308 S	BLACK	SCHERER, MARYELLEN & DAVID P	PRO HAND SERVICES, INC	273.50	195.17	-	39,000.00	RES ALTERATION
07/21/14	14 20944	922 S	3RD	MERCER, DAVID S & SERENA B	EDGE CONSTRUCTION, LLC	94.50	167.71	-	10,000.00	RES ALTERATION
07/22/14	14 20958	11 E	CURTISS	WHALEY, BENJAMIN M &	ROD JAMES CONSTRUCTION	64.50	59.32	-	5,985.00	RES ALTERATION
07/22/14	14 21001	1424 S	GRAND	GRIFFIN, LEIF R & LENNE	COLD COMFORT WEATHERIZATION	94.50	61.43	-	10,000.00	RES ALTERATION
07/24/14	14 20986	512	DELL	PELTON, RICHARD JEFFREY	M A G CONSTRUCTION INC	278.25	235.46	-	40,000.00	RES ALTERATION
07/24/14	14 21033	224	MARILYN	TENBROEK, CASIMIR N & ERIC &	OWNER IS GENERAL	26.75	52.17	-	1,500.00	RES ALTERATION
07/24/14	14 21062	1202 W	KOCH	SLONAKER DENNIS R	DAVE TILLEMAN CONSTRUCTION LLC	26.75	17.39	-	1,000.00	RES ALTERATION
07/24/14	14 21069	2115	BAXTER	SEATON, WILLIAM C	OWNER IS GENERAL	26.75	17.39	-	500.00	RES ALTERATION
07/28/14	14 21081	420 N	6TH	GIBBS, RENE E	AARON'S R & R	26.75	-	-	1,500.00	RES ALTERATION
07/31/14	14 21051	215	CIRCLE	WIEDENHEFT, WILLIAM & DENISE	OWNER IS GENERAL	64.50	41.93	-	5,500.00	RES ALTERATION
07/01/14	14 20948	207	VIRGINIA	LENNEMAN, TROY J	SHED HORN DESIGNS	79.50	-	-	7,550.00	RESIDENTIAL REROOF
07/07/14	14 20963	303 E	BEALL	FLANIGAN, KEITH	ROSE CONSTRUCTION INC	102.00	-	-	10,787.00	RESIDENTIAL REROOF
07/07/14	14 20964	616 S	5TH	SKIDMORE, MARK L	TURNER CONTRACTING	57.00	-	-	4,500.00	RESIDENTIAL REROOF
07/14/14	14 21007	1217	BRENTWOOD	PRUNYI, ARELLA M	ROBERT LANGLEY ENTERPRISES	102.00	-	-	10,983.00	RESIDENTIAL REROOF
07/17/14	14 21034	518	PROFESSIONAL	MCKAY, SANDRA	YANT ROOFING	57.00	-	-	4,389.00	RESIDENTIAL REROOF
07/21/14	14 21044	3766	BUNGALOW	WINJUM, JIM G & CHRISTINE	ROBERT LANGLEY ENTERPRISES	162.00	-	-	18,500.00	RESIDENTIAL REROOF
07/23/14	14 21056	506 W	BABCOCK	INSULA LLC	NORDIC CONTRACTING	79.50	-	-	8,000.00	RESIDENTIAL REROOF
07/23/14	14 21057	506 W	BABCOCK	INSULA LLC	NORDIC CONTRACTING	49.50	-	-	3,500.00	RESIDENTIAL REROOF
07/29/14	14 21085	3	MEGHANS	GLENWOOD MEADOWS	BECKER CARPENTRY	42.00	-	-	3,000.00	RESIDENTIAL REROOF
07/29/14	14 21088	26 E	FIELDVIEW	ALBRO, CHRISTOPHER & CARRIE	WILDER CONSTRUCTION	221.25	-	-	27,381.00	RESIDENTIAL REROOF
07/29/14	14 21090	2309	GALLATIN GREEN	VARDA, ANDREW & MICHELLE	SICKLER RESIDENTIAL ROOFING	72.00	-	-	6,585.00	RESIDENTIAL REROOF
07/29/14	14 21091	519	OXFORD	DAINES, STEVEN & CINDY	ROSEN ROOFING	109.50	-	-	11,200.00	RESIDENTIAL REROOF

<u>DATE</u>	<u>PERMIT #</u>	<u>ADDRESS</u>		<u>OWNER</u>	<u>CONTRACTOR</u>	<u>PERMIT FEE</u>	<u>PLAN CHECK</u>	<u>SQ FOOT</u>	<u>VALUATION</u>	<u>DESCRIPTION</u>
07/30/14	14 21093	703	S	BLACK	WELBORN, LUKE & JILL STEPHENS	57.00	-	-	5,000.00	RESIDENTIAL REROOF
07/15/14	14 20992	614	N	BLACK	PETERSEN, BRYAN S	26.75	17.39	-	1,000.00	WINDOW REPLACEMENT PERMIT
07/24/14	14 21009	1309	S	WILLSON	DAYTON, KATHERINE	57.00	37.05	-	5,000.00	WINDOW REPLACEMENT PERMIT
07/24/14	14 21010	541	E	BABCOCK	DAYTON, KATHERINE S	57.00	37.05	-	5,000.00	WINDOW REPLACEMENT PERMIT
<b>July 2014: 173 Permits; 223 New Housing Units; \$48,426,507.00 Valuation</b>						<b>5,235.75</b>	<b>2,294.90</b>	<b>-</b>	<b>583,110.00</b>	
<b>July 2013: 135 Permits; 58 New Housing Units; \$ 33,918,078.00 Valuation</b>						<b>107,263.50</b>	<b>135,569.15</b>	<b>418,097</b>	<b>48,426,507.00</b>	

# Month of July

## THIRTY YEAR BUILDING PERMIT COMPARISON

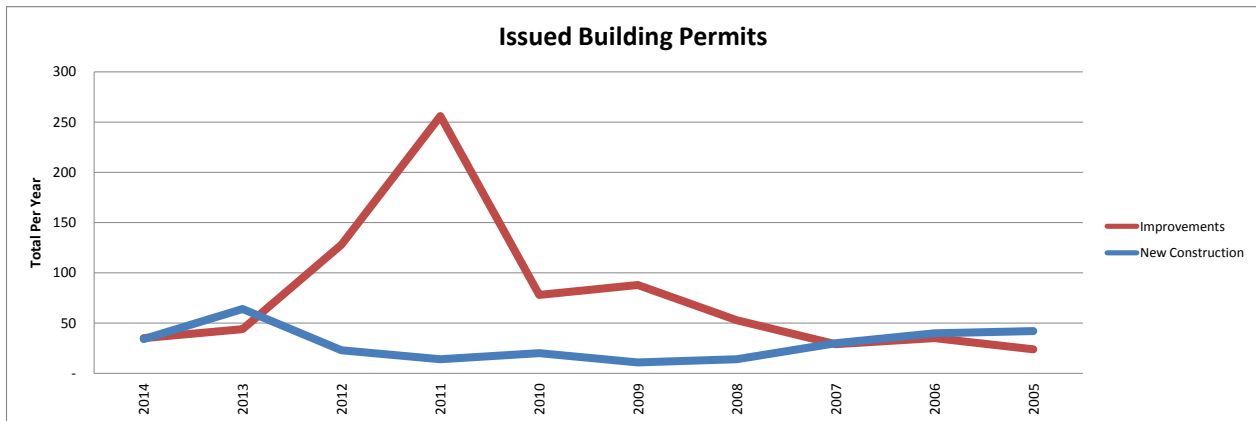
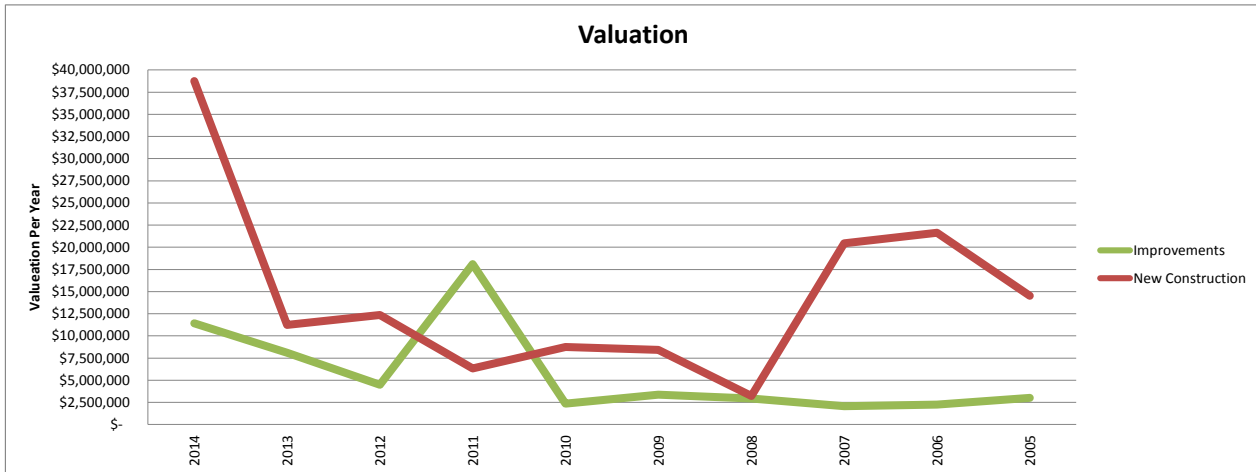
Jul-14	Permits	Housing Units	Valuation	YTD Permits	YTD Units
2014	173	223	48,426,507	173	223
2013	135	58	33,918,078	533	167
2012	194	28	10,578,660	411	109
2011	280	12	8,487,006	647	112
2010	746	12	11,651,707	969	60
2009	120	8	8,252,761	396	82
2008	164	26	20,909,506	423	35
2007	67	43	28,924,777	298	139
2006	69	50	13,703,822	364	282
2005	72	91	22,019,443	327	230
2004	78	89	12,953,323	341	343
2003	110	82	14,822,630	305	282
2002	86	63	7,754,408	316	190
2001	46	16	6,271,512	244	127
2000	74	49	6,969,167	222	131
1999	54	15	3,104,593	232	174
1998	61	41	1,949,696	216	121
1997	87	20	1,907,198	280	122
1996	76	46	5,206,545	299	120
1995	83	29	4,442,066	274	217
1994	48	75	6,136,624	264	93
1993	59	36	4,792,552	208	116
1992	37	15	1,875,581	183	120
1991	41	45	3,146,965	165	88
1990	18	7	1,918,411	102	49
1989	17	12	1,299,920	74	40
1988	14	3	1,054,078	45	19
1987	24	11	922,793	47	15
1986	30	20	6,407,748	58	7
1985	31	8	1,602,082	85	44



**SINGLE MONTH COMPARISON FOR 10 YEAR BUILDING PERMITS  
BUILDING DEPARTMENT -- CITY OF BOZEMAN**

	BP\U	Jul-14 Valuation	BP\U	Jul-13 Valuation	BP\U	Jul-12 Valuation	BP\U	Jul-11 Valuation	BP\U	Jul-10 Valuation
<b>New Construction</b>										
Single Family	41	9,431,044.00	41	9,637,313.00	30	8,074,926.00	22	5,315,250.00	20	4,927,343.00
Multi Family	11	22,295,096.00	1	1,174,679.00			1	409,401.00	1	3,735,325.00
Duplex	1	348,003.00			4	1,519,708.00				
Townhomes	9	1,063,569.00			4	1,722,184.00			8	
Commercial	9	4,815,829.00	1		2	955,650.00	1	614,459.00	5	97,834.00
Other	9	787,867.00		424,748.00	1	69,504.00				
<b>SUB-TOTAL</b>	<b>80</b>	<b>38,741,408.00</b>	<b>43</b>	<b>11,236,740.00</b>	<b>41</b>	<b>12,341,972.00</b>	<b>24</b>	<b>6,339,110.00</b>	<b>34</b>	<b>8,760,502.00</b>
<b>Improvements</b>										
Residential	43	808,010.00	38	726,670.00	97	1,180,997.00	245	2,492,245.00	66	752,643.00
Commercial	25	10,628,189.00	21	7,378,283.00	34	3,192,599.00	73	15,481,564.00	29	1,473,009.00
Fire Supression Systems			3	909.50			5	99,568.00	6	65,996.00
Other					12	105,143.00	6	32,597.00	7	67,500.00
<b>SUB-TOTAL</b>	<b>68</b>	<b>11,436,199.00</b>	<b>62</b>	<b>8,105,862.50</b>	<b>143</b>	<b>4,478,739.00</b>	<b>329</b>	<b>18,105,974.00</b>	<b>108</b>	<b>2,359,148.00</b>
<b>TOTAL PERMITS</b>	<b>148</b>	<b>50,177,607.00</b>	<b>105</b>	<b>19,342,602.50</b>	<b>184</b>	<b>16,820,711.00</b>	<b>353</b>	<b>24,445,084.00</b>	<b>142</b>	<b>11,119,650.00</b>

	BP\U	Jul-09 Valuation	BP\U	Jul-08 Valuation	BP\U	Jul-07 Valuation	BP\U	Jul-06 Valuation	BP\U	Jul-05 Valuation
<b>New Construction</b>										
Single Family	12	2,726,250.00	7	1,678,566.00	20	5,170,247.00	25	5,394,433.00	21	4,170,881.00
Multi Family	4	4,982,742.00			6	14,141,557.00	4	8,107,593.00	2	896,760.00
Duplex					2	383,194.00	12	4,329,835.00	5	1,295,653.00
Townhomes	4	730,517.00	8	1,555,222.00	4	413,792.00			4	1,024,348.00
Commercial					1	292,709.00	4	3,763,691.00	4	7,092,221.00
Other					1	55,872.00	1	25,000.00	1	35,100.00
<b>SUB-TOTAL</b>	<b>20</b>	<b>8,439,509.00</b>	<b>15</b>	<b>3,233,788.00</b>	<b>34</b>	<b>20,457,371.00</b>	<b>46</b>	<b>21,620,552.00</b>	<b>37</b>	<b>14,514,963.00</b>
<b>Improvements</b>										
Residential	134	1,686,141.00	20	975,174.00	24	611,253.00	18	423,650.00	13	964,229.00
Commercial	18	1,626,787.00	16	1,841,971.00	14	1,012,311.00	12	1,596,366.00	26	1,992,141.00
Fire Supression Systems	2	4,550.00	4	18,285.00	9	447,388.00	3	221,000.00	2	64,870.00
Other	5	56,786.00	11	102,700.00	2	15,000.00	1	25,000.00	3	4,200.00
<b>SUB-TOTAL</b>	<b>159</b>	<b>3,374,264.00</b>	<b>51</b>	<b>2,938,130.00</b>	<b>49</b>	<b>2,085,952.00</b>	<b>34</b>	<b>2,266,016.00</b>	<b>44</b>	<b>3,025,440.00</b>
<b>TOTAL PERMITS</b>	<b>179</b>	<b>11,813,773.00</b>	<b>171</b>	<b>25,514,520.50</b>	<b>267</b>	<b>39,364,034.00</b>	<b>433</b>	<b>48,331,652.00</b>	<b>223</b>	<b>28,660,053.00</b>





### IMPACT FEES 2014

MONTH	STREET	FIRE	WATER	WW	MONTHLY	YTD
January	99,179.00	10,441.73	57,221.66	35,096.05	201,938.44	201,938.44
February	152,796.06	2,700.55	20,274.51	12,138.69	187,909.81	389,848.25
March	163,597.02	21,217.83	97,098.40	68,335.35	350,248.60	740,096.85
April	162,982.93	10,885.23	91,552.84	53,673.22	319,094.22	1,059,191.07
May	260,755.40	17,062.04	200,702.38	140,299.76	618,819.58	1,678,010.65
June	205,815.12	64,534.28	278,765.70	210,447.21	759,562.31	2,437,572.96
July	426,891.20	64,669.43	320,789.17	241,898.31	1,054,248.11	3,491,821.07
August					-	
September					-	
October					-	
November					-	
December					-	

### BUILDING REVENUE, FISCAL YEAR 2015

MONTH	BUILDING	PLAN REVIEW	ELECTRIC	MECHANICAL/ PLUMBING	Fire Alarm/ Suppression	Penalty/ Other Fees	Monthly	FISCAL YTD
June 2015								
May 2015								
April 2015								
March 2015								
February 2015								
January 2015								
December 2014								
November 2014								
October 2014								
September 2014								
August 2014								
July 2014	83,341.05	83,995.37	9,504.00	17,640.35	-	5,575.87	200,056.64	200,056.64

Figures are for <b>July-14</b>	<b>Housing Starts</b>			<b>Remodels &amp; Additions</b> (includes fences, garages & reroofs)				
	<b>Permits</b>	<b>Valuation</b>	<b>Sq Footage</b>	<b>Residential</b>	<b>#</b>	<b>Valuation</b>		
<b>Single Family</b>	41	9,431,044.00	101,842	<b>Commercial</b>	43	808,010.00		
<b>Duplex - 2 Units</b>	1	348,003.00	3,888		25	10,628,189.00		
<b>Multi-Plex - 162 Units</b>	11	22,295,096.00	225,147		<b>COMMERCIAL STARTS</b>			
<b>Townhome</b>	9	1,063,569.00	10,995		<b>Bldgs</b>	<b>Valuation</b>	<b>Sq Footage</b>	
<b>Other</b>	9	787,867.00	17,971					
<b>Total New:</b>	71	\$ 33,925,579.00	359,843	<b>CITY</b>	9	4,815,829.00	55,022	
<b>Total Fiscal Year:</b>	<b>71</b>	<b>33,925,579.00</b>	<b>359,843</b>	<b>Fiscal Total</b>	9	4,815,829.00	55,022	