

City of Bozeman



BUILDING INSPECTION DIVISION

BUILDING PERMIT REPORT

December 2014/FY 2015

FISCAL YEAR 2015

	Dec-2014		Dec-2013		FYTD as of December 2014		FYTD as of December 2013	
	THIS MONTH - FY2015	VALUATION	THIS MONTH - FY2014	VALUATION	FY TO DATE - FY2015	VALUATION	FY TO DATE - FY2014	VALUATION
NEW CONSTRUCTION	NO	VALUATION	NO	VALUATION	NO.	VALUATION	NO	VALUATION
SINGLE FAMILY	16	4,346,862.00	18	5,740,415.00	154	36,994,489.00	205	50,711,001.00
DUPLEX	1	434,313.00	2	767,533.00	11	4,119,487.00	4	1,566,611.00
MULTI-FAMILY DEC UNITS - 0					27	55,742,287.00	26	36,924,591.00
FISCAL YEAR TOTAL UNITS -324						324 Units		419 Units
MISC (GARAGE, SHED, ADU ETC.)	1	84,440.00			24	5,616,984.00	21	1,540,629.00
ASSEMBLY					-	-	-	-
BUSINESS	1	867,691.00			7	6,174,712.00	5	2,564,804.00
EDUCATIONAL					-	-	-	-
FACTORY					1	260,704.00	-	-
HAZARDOUS					2	1,463,805.00	1	855,486.00
INSTITUTIONAL					2	36,381,270.00	1	7,739,564.00
MERCHANTILE					2	1,774,424.00	1	855,486.00
MOTEL/HOTEL					1	6,518,358.00	1	5,914,986.00
STORAGE / OTHER					6	771,045.00	3	665,770.00
TOTAL	19	5,733,306.00	20	6,507,948.00	237	155,817,565.00	268	109,338,928.00
ADDITION/REMODEL	NO.	VALUATION	NO.	VALUATION	NO.	VALUATION	NO.	VALUATION
RESIDENTIAL	12	234,500.00	10	153,920.00	145	3,342,340.00	222	2,962,424.00
COMMERCIAL	12	459,600.00	16	1,537,359.00	94	23,452,610.00	129	10,787,438.00
TOTAL	24	694,100.00	26	1,691,279.00	239	26,794,950.00	351	13,749,862.00
CONSTRUCTION VALUE								
REVENUE	NO	AMOUNT	NO	AMOUNT	NO	AMOUNT	NO	AMOUNT
BUILDING	54	16,659.00	60	21,248.75	587	314,314.83	723	218,361.35
PLAN CHECK	89	35,800.47	157	34,230.71	882	292,545.01	1,276	260,639.12
ELECTRICAL	57	5,478.25	51	3,982.25	496	115,295.40	463	39,116.68
PLUMBING/MECHANICAL	77	6,412.50	78	5,247.50	754	85,460.31	774	69,383.11
FIRE ALARM /SPRINKLER SYSTEM	1	102.00	3	549.00	31	6,015.75	47	6,009.00
DEMOLITION	5	375.00			24	1,500.00	21	1,650.00
CODE ENFORCEMENT	-	-			5	525.00	1	75.00
SIGNS PERMITS	5	186.75	11	517.50	56	2,971.50	61	3,146.25
PENALTIES	3	204.00	1	150.00	35	5,117.25	6	600.00
EXTENSION FEES	4	300.00	2	150.00	13	975.00	23	1,722.00
INSPECTION FEES	2	300.00	1	75.00	9	825.00	9	1,125.65
MISC REVENUE	3	12.00			30	598.62	1	84.00
TOTAL	300	65,829.97	364	66,150.71	2,922	826,143.67	3,405	601,912.16

Mr Chris Kukulski
 City Manager
 PO Box 1230
 Bozeman MT 59771

Dear Mr Kukulski:

The following report is submitted to show the permits issued and fees charged for the month of December **2014**. The list of building, plumbing and electrical permits are attached in addition to the monthly and yearly summary of housing and commercial building activity.

	2014		2013	
	No.	Fee	No.	Fee
Electrical Permits	57	5,478.25	51	3,982.25
Plumbing/Mechanical Permits	77	6,412.50	78	5,247.50
Moving Permits	-	-		
Demolition Permits	5	375.00		
Fire Alarm/Suppression Systems	1	102.00	3	549.00
Inspection Fees	2	300.00	1	75.00
Sign Permits	5	186.75	11	517.50
Code Enforcement	-	-		
Penalty Fees	3	204.00	1	150.00
Plan Check Fees	89	35,800.47	157	34,230.71
Building Permits	54	16,659.00	46	21,248.75
SUB-TOTALS:	293	65,517.97	348	66,000.71
Other Bldg Div Rev.	3	12.00		
Water Payback Fees				
New Water	20	5,442.56	21	6,950.12
New Sewer	18	378.00	20	420.00
Water/Sewer Inspection Fee	18	1,800.00	20	2,000.00
Water Renewal				
Sewer Renewal				
Eng. Maps/Prints/Docs	1	15.00	1	10.00
Floodplain Dev. Permits				
Waste Water Discharge Permits			1	75.00
Degradation Permit	1	180.00	1	50.00
Street Cut Permits	1	50.00	1	82.80
Street/Alley Vacation Fees				
Cash-in-Lieu of Water Rights			1	91,260.00
Other Eng. Misc. Rev.	9	405.00	20	28,250.00
Planning Docs/Maps				
Encroachment Permits	18	180.00		
License Plate Fee				
Master Plan Amendment				
Subdivision Review Fees				
Improvements Agreement	4	1,400.00	2	10,177.57
Other Planning Div. Rev.			3	51.25
Zoning/Comm. Dev. Docs/Maps				
Deposits / Rent Chall Gardens				
Certificate of Appropriateness COA				
Zone Map/Code Amendments				
Pay-in-lieu of Parks				
Planning & Zoning	20	17,559.00	23	22,949.00
Parade / Public Assembly Permit				
Film Permit				
Annexation Fees				
V & A - Appeals				
V & A - Variances				
Other Zoning/CD Rev/Sign Tag				
Planned Unit Development - PUD				
Street Impact Fees	25	157,547.47	20	82,037.36
Fire Impact Fees	20	8,669.28	20	7,041.00
Water Impact Fees	20	54,984.24	21	59,220.91
WasteWater Impact Fees	20	32,770.25	21	31,925.41
SUB-TOTAL:	198	281,392.80	196	342,500.42
TOTAL RECEIPTS:	491	346,910.77	544	408,501.13

Respectfully submitted,

Bob Risk
 Chief Building Official

December 2014 - BUILDING PERMITS											
DATE	PERMIT #	ADDRESS			OWNER	CONTRACTOR	PERMIT FEE	PLAN CHECK	SQ FOOT	VALUATION	DESCRIPTION
12/12/14	14 21439	1227	N	14TH	OAKWAY LLC	WALKER CONSTRUCTION	1,711.00	2,235.19	7,128	867,691.00	COMM OFFICES, BANKS, PROF.BLDGS
							1,711.00	2,235.19	7,128	867,691.00	
12/01/14	14 20798	407	S	FERGUSON	TWENTY 9, LLC	GOFF CONSTRUCTION INC	49.50	318.84	5,264	20,500.00	COMM TENANT IMPROVEMENT
12/01/14	14 21196	18	E	MAIN	POWER BUILDING LLC	R & R TAYLOR CONSTRUCTION, INC	230.75	349.87	-	65,000.00	COMM TENANT IMPROVEMENT
12/01/14	14 21372	211	W	MAIN	WELLS FARGO BANK	SIEVERT CONSTRUCTION, INC	254.50	286.33	500	35,000.00	COMM TENANT IMPROVEMENT
12/01/14	14 21561	2155		ANALYSIS	BES PROPERTIES LLC	CLAIR W DAINES, INC	42.00	-	-	2,500.00	COMM TENANT IMPROVEMENT
12/02/14	14 21456	1735	W	OAK	BRIDGER PEAKS LLC	OLIVER CONSTRUCTION LLC	423.50	454.69	-	80,000.00	COMM TENANT IMPROVEMENT
12/04/14	14 21402	1010	E	MAIN	1010 EAST MAIN MT LLC	HELLER GENERAL INC	358.50	466.07	-	60,000.00	COMM TENANT IMPROVEMENT
12/08/14	14 21462	113	E	MAIN	ARNOLDS RAINBOW INC	WESTERN HORIZON SERVICES	26.75	62.08	-	600.00	COMM TENANT IMPROVEMENT
12/10/14	14 21545	2485		MANLEY	DELPHINI LLC	SCHLAUCH-BOTTCHER CONST INC	278.25	217.91	3,166	40,000.00	COMM TENANT IMPROVEMENT
12/11/14	14 21559	1750		EVERGREEN	CARDINAL DISTRIBUTING	TINWORKS, INC	121.25	96.21	-	1,500.00	COMM TENANT IMPROVEMENT
12/16/14	14 21550	212	S	WALLACE	OLIVE & WALLACE LLC	LANGLAS & ASSOCIATES, INC	512.75	595.57	-	108,000.00	COMM TENANT IMPROVEMENT
12/16/14	14 21551	290	W	KAGY	LEVEL INVESTMENTS	ALPENGLow HOMES INC	109.50	138.14	4,227	11,500.00	COMM TENANT IMPROVEMENT
12/18/14	14 21221	867	S	29TH	MITCHELL DEVELOPMENT	MITCHELL DEVELOPMENT GROUP	26.75	479.39	-	35,000.00	COMM TENANT IMPROVEMENT
							2,434.00	3,465.10	13,157	459,600.00	
12/02/14	14 21513	322	N	ROUSE	MONTANA DEPT OF TRANSPORTATION	L M EXCAVATING INC	75.00	-	-	12,250.00	DEMOLITION PERMIT
12/02/14	14 21514	404	N	ROUSE	MONTANA DEPT OF TRANSPORTATION	L M EXCAVATING INC	75.00	-	-	12,250.00	DEMOLITION PERMIT
12/02/14	14 21515	506	N	ROUSE	MONTANA DEPT OF TRANSPORTATION	L M EXCAVATING INC	75.00	-	-	12,250.00	DEMOLITION PERMIT
12/09/14	14 21566	141		CHOUTEAU	KIRSCHENBAUM, HARRY & EILEEN	BUFFALO RESTORATION, INC	75.00	-	-	40,000.00	DEMOLITION PERMIT
12/09/14	14 21569	3405		FIELDSTONE	LAZY HOOK LLC	BUFFALO RESTORATION, INC	75.00	-	-	2,000.00	DEMOLITION PERMIT
							375.00	-	-	78,750.00	
12/17/14	14 20717	3079	N	27TH	CHASE SKOGEN CONSTRUCTION	CHASE-SKOGEN HOMES, INC	102.00	-	-	10,500.00	FIRE PROTECTION SYSTEMS PERMIT
							102.00	-	-	10,500.00	
12/05/14	14 21563	121	E	GRIFFIN	NORTHWESTERN CORP	SIGN SOLUTIONS OF BOZEMAN	26.75	17.39	-	317.00	SIGN PERMIT
12/08/14	14 21523	2015		CHARLOTTE	STONERIDGE AT CHRLOTTE	CAT GRAPHICS INC	26.75	17.39	-	400.00	SIGN PERMIT
12/09/14	14 21542	2047	W	OAK	STONE RIDGE PARTNERS LLC	MEDIA STATION DESIGN WORKS	57.00	37.05	-	4,250.00	SIGN PERMIT
12/18/14	14 21460	867	S	29TH	MITCHELL DEVELOPMENT	SIGN PRODUCTS, INC	49.50	32.18	-	3,110.00	SIGN PERMIT
12/26/14	14 21579	2320	W	MAIN	COOK, GENE E & MARLYS W	PRIME ENTERPRISES	26.75	17.39	-	330.00	SIGN PERMIT
							186.75	121.40	-	8,407.00	
12/29/14	14 21536	4412		BEMBRICK	KIRCHHOFF, CRAIG	KIRCHHOFF CONSTRUCTION	249.00	285.15	1,164	84,440.00	RES ACCESSORY DWELLING UNIT
12/05/14	14 21497	5454		GLENELLEN	LAUREL PARK DEVELOPMENT LLC	GREAT WESTERN INVESTMENTS LLC	1,054.00	1,257.69	4,724	434,313.00	RES DUPLEX (2 UNITS)
12/01/14	14 21425	3376		LEMHI TRAIL	ICCL LLC	SUNRISE HOMES, LLC	768.00	871.00	3,475	308,617.00	RES SINGLE FAMILY DWELLING
12/02/14	14 21487	1770	N	HUNTERS	MAHAR MONTANA HOMES LLC	PINNACLE CONSTRUCTION, INC	612.00	741.18	2,730	254,156.00	RES SINGLE FAMILY DWELLING
12/03/14	14 21516	1331		KENYON	CRONIN, PAUL F & JANET C	CHASE-SKOGEN HOMES, INC	816.00	934.95	3,597	349,831.00	RES SINGLE FAMILY DWELLING
12/08/14	14 21537	4412		BEMBRICK	KIRCHHOFF, CRAIG	KIRCHHOFF CONSTRUCTION	753.00	915.61	3,235	342,684.00	RES SINGLE FAMILY DWELLING
12/09/14	14 21458	3312	S	26TH	RANDY MLINEK	MLINEK CONSTRUCTION	550.00	678.90	2,478	223,760.00	RES SINGLE FAMILY DWELLING
12/09/14	14 21505	4257		BRENDEN	CHASE-SKOGEN HOMES INC	CHASE-SKOGEN HOMES, INC	451.75	548.94	1,906	173,546.00	RES SINGLE FAMILY DWELLING
12/09/14	14 21508	2494		SPIRIT CROSSING	OLIVER JR, PERSIFOR S & MARCIA	OLYMPUS CONSTRUCTION	833.00	979.94	3,712	348,264.00	RES SINGLE FAMILY DWELLING
12/11/14	14 21409	1082		OAK PARK	PIERCE IRONWOOD LLC	IRONWOOD INC	502.00	610.08	2,252	203,587.00	RES SINGLE FAMILY DWELLING
12/11/14	14 21480	1795		MIDFIELD	EBBIGHAUSEN HOMES	EBBIGHAUSEN HOMES INC	716.00	813.10	3,178	301,745.00	RES SINGLE FAMILY DWELLING
12/11/14	14 21506	2496		BOYLAN	EBBIGHAUSEN HOMES	EBBIGHAUSEN HOMES INC	667.00	753.11	3,043	261,137.00	RES SINGLE FAMILY DWELLING
12/12/14	14 21507	1207		CRABAPPLE	FORTIN CONSTRUCTION LLC	FORTIN CONSTRUCTION LLC	565.75	669.11	2,406	223,866.00	RES SINGLE FAMILY DWELLING
12/17/14	14 21423	3385		LEMHI TRAIL	ICCL LLC	SUNRISE HOMES, LLC	733.75	739.29	3,151	295,712.00	RES SINGLE FAMILY DWELLING
12/17/14	14 21424	3361		LEMHI TRAIL	ICCL LLC	SUNRISE HOMES, LLC	848.00	945.08	3,819	345,057.00	RES SINGLE FAMILY DWELLING
12/23/14	14 21489	3273	S	26TH	RYAN BLANCHETTE	ALPINE HOMES LLC	501.00	594.54	2,241	206,124.00	RES SINGLE FAMILY DWELLING
12/23/14	14 21547	3168		FOXTAIL	KAISER, KIM K	WESTERN LAND & DEVELOPMENT LLC	679.00	881.23	3,139	257,425.00	RES SINGLE FAMILY DWELLING
12/29/14	14 21077	2162		COMMONWEALTH	VELOCITY DEVELOPMENT LLC	BRIDGER PEAK CONST G MEGARGEL	632.00	745.08	2,872	251,351.00	RES SINGLE FAMILY DWELLING
							11,931.25	13,963.98	53,122	4,865,615.00	
12/12/14	14 21556	732	S	TRACY	AZURE INVESTMENTS INC	RISING SUN CONSTRUCTION	548.75	540.98	1,484	120,000.00	RES ADDITION
12/02/14	14 21527	204	N	BLACK	JOE NEWMAN	OWNER IS GENERAL	49.50	66.96	-	3,500.00	RES ALTERATION
12/02/14	14 21548	1316	S	WILLSON	HOMES 4 RENT INC	WESTERN BUILDING INSIGHTS	26.75	17.39	-	500.00	RES ALTERATION
12/02/14	14 21562	2475		FAIRWAY	SYME, TERRANCE D & CHRISTINE K	NORDESIGN	287.75	251.39	-	42,000.00	RES ALTERATION
12/03/14	14 21477	8	W	HARRISON	TAYLOR, CARSON G & DEBORAH	SUTTON HOMEBUILDING	42.00	27.30	-	3,000.00	RES ALTERATION
12/04/14	14 21540	120	S	BLACK	BLACKMORE APARTMENTS LLC	HIGHER GROUND LANDSCAPING	79.50	103.85	-	8,000.00	RES ALTERATION
12/04/14	14 21541	120	S	BLACK	BLACKMORE APARTMENTS LLC	HIGHER GROUND LANDSCAPING	79.50	103.85	-	8,000.00	RES ALTERATION

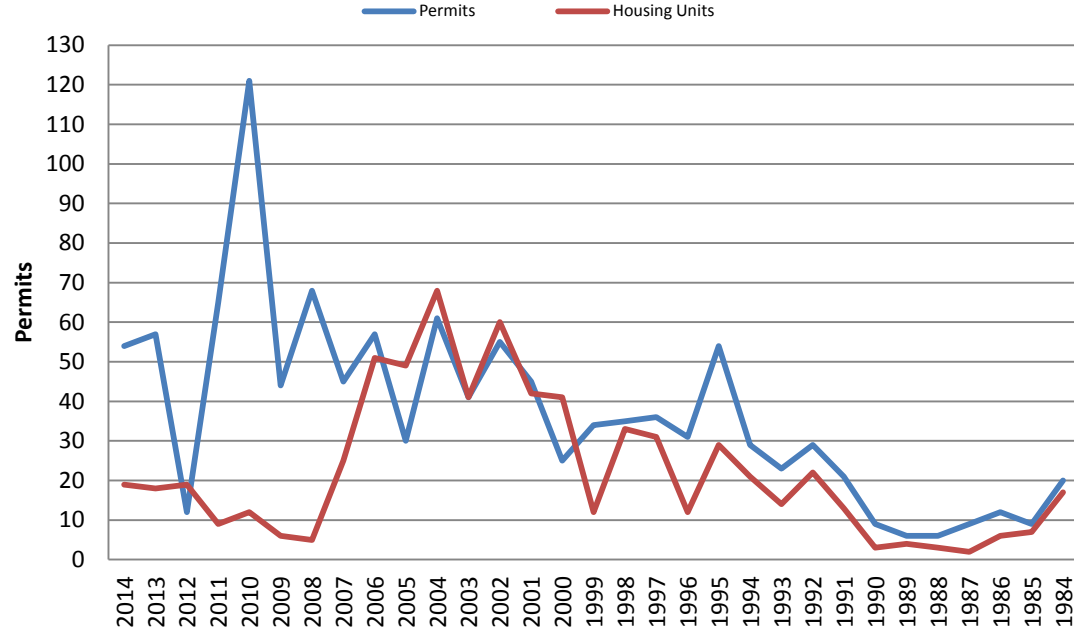
DATE	PERMIT #	ADDRESS		OWNER	CONTRACTOR	PERMIT FEE	PLAN CHECK	SQ FOOT	VALUATION	DESCRIPTION	
12/04/14	14 21553	1314	S	GRAND	WHEAT, MICHAEL E & DEBRA L	GARY HORN CONSTRUCTION	109.50	135.37	-	12,000.00	RES ALTERATION
12/23/14	14 21581	210	S	BOZEMAN	NEUBAUER, PAUL R &	OWNER IS GENERAL	184.50	221.18	1,100	22,000.00	RES ALTERATION
12/29/14	14 21588	3032		FARMALL	BALLENGER, TRAVIS & KARI	OWNER IS GENERAL	34.25	101.24	-	2,000.00	RES ALTERATION
12/05/14	14 21336	407	N	9TH	MCGOVERN, DUNCAN	OWNER IS GENERAL	49.50	32.18	-	4,000.00	WINDOW REPLACEMENT PERMIT
12/10/14	14 21522	603	S	10TH	NAUMANN, JON CHRISTOPHER &	MONTANA CONSTRUCTION WORKS	94.50	61.43	-	9,500.00	WINDOW REPLACEMENT PERMIT
December 2014: 54 Permits; 19 New Housing Units; \$6,525,063.00 Valuation						1,586.00	1,663.12	2,584	234,500.00		
December 2013: 57 Permits; 18 New Housing Units; \$8,413,544.00 Valuation						18,326.00	21,448.79	75,991	6,525,063.00		

Month of December

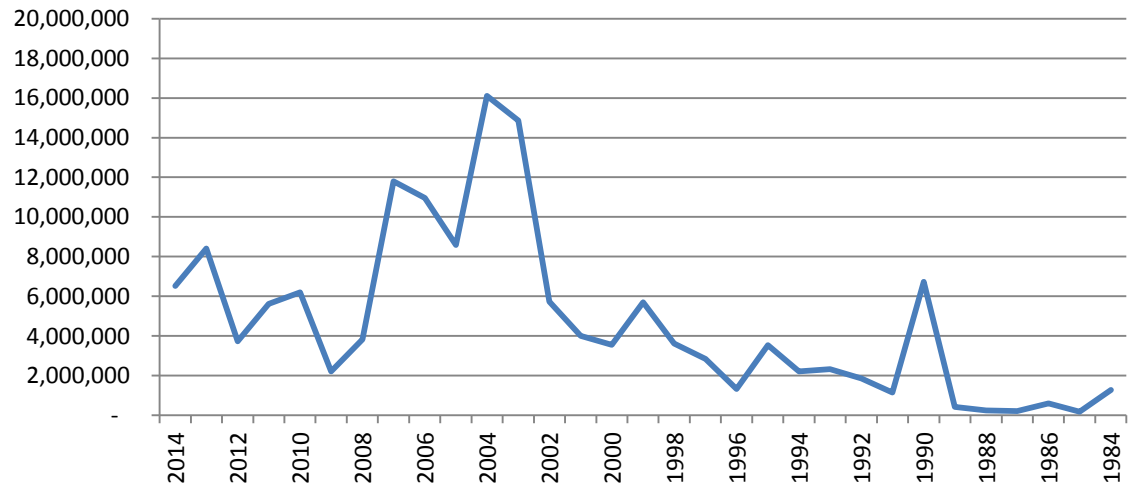
THIRTY YEAR BUILDING PERMIT COMPARISON

Dec-14	Housing		Valuation	Fiscal YTD	
	Permits	Units		Permits	Units
2014	54	19	6,525,063	588	479
2013	57	18	8,413,544	477	241
2012	12	19	3,733,388	420	223
2011	65	9	5,611,023	1783	189
2010	121	12	6,195,067	3072	206
2009	44	6	2,218,610	1274	180
2008	68	5	3,831,004	1044	249
2007	45	25	11,802,228	900	758
2006	57	51	10,962,014	832	670
2005	30	49	8,580,985	893	954
2004	61	68	16,112,357	964	879
2003	41	41	14,860,019	853	614
2002	55	60	5,734,666	806	526
2001	45	42	4,009,425	682	422
2000	25	41	3,554,059	629	415
1999	34	12	5,699,393	672	546
1998	35	33	3,617,603	736	423
1997	36	31	2,843,423	787	309
1996	31	12	1,318,553	757	454
1995	54	29	3,536,645	736	474
1994	29	21	2,210,391	493	323
1993	23	14	2,317,422	533	339
1992	29	22	1,864,515	442	231
1991	21	13	1,151,439	340	215
1990	9	3	6,731,478	229	106
1989	6	4	417,420	166	80
1988	6	3	241,560	137	47
1987	9	2	208,800	190	48
1986	12	6	592,304	236	113
1985	9	7	185,452	272	183
1984	20	17	1,279,088	334	228

Thirty Year Building Permit Comparison



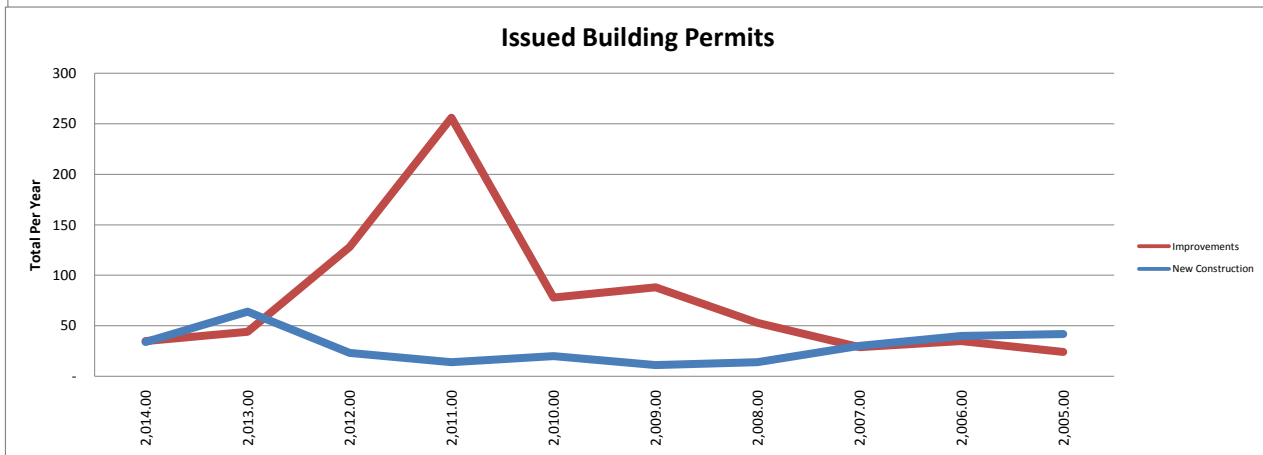
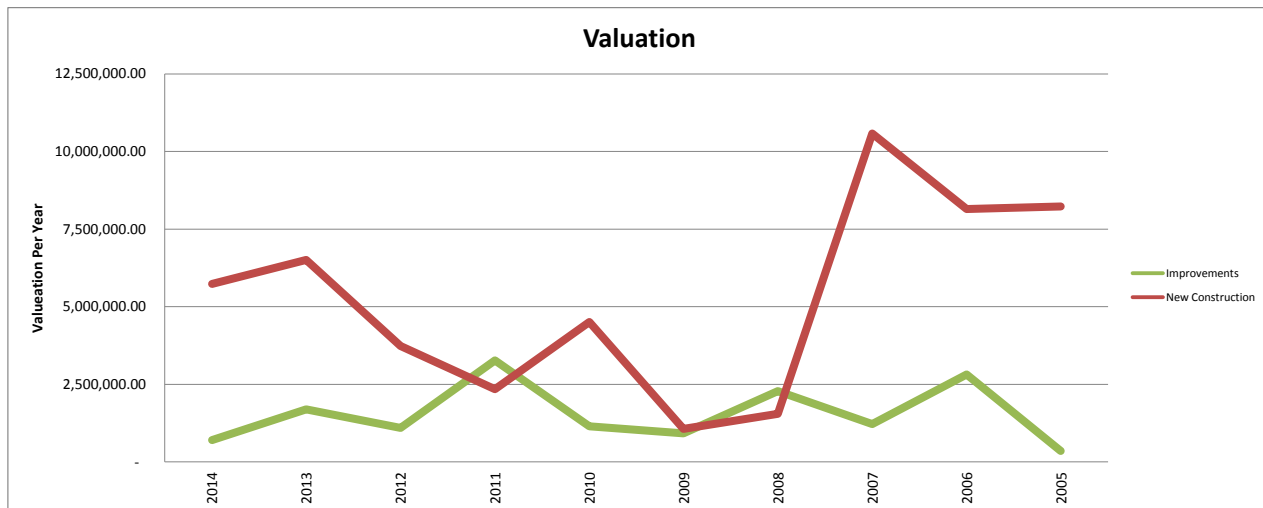
Valuations



**SINGLE MONTH COMPARISON FOR 10 YEAR BUILDING PERMITS
BUILDING DEPARTMENT -- CITY OF BOZEMAN**

	Dec-14		Dec-13		Dec-12		Dec-11		Dec-10	
	BP\U	Valuation	BP\U	Valuation	BP\U	Valuation	BP\U	Valuation	BP\U	Valuation
New Construction										
Single Family	17	4,431,302.00	8	2,263,337.00	10	2,465,938.00	9	2,338,339.00	10	2,045,877.00
Multi Family						947,541.00				
Duplex	1	434,313.00	2	767,533.00	2	319,909.00				
Townhomes			10	3,477,078.00					2	288,388.00
Commercial	1	867,691.00			0	-			2	2,169,145.00
Other					0	-				
SUB-TOTAL	19	5,733,306.00	20	6,507,948.00	12	3,733,388.00	9	2,338,339.00	14	4,503,410.00
Improvements										
Residential	12	234,500.00	10	153,920.00	12	43,782.00	33	285,275.00	16	336,789.00
Commercial	12	459,600.00	16	1,537,359.00	23	1,020,961.00	17	2,779,459.00	14	607,798.00
Fire Supression Systems	1	10,500.00	3	549.00	15	29,045.00	3	177,210.00	6	102,245.00
Other							3	30,740.00	5	103,025.00
SUB-TOTAL	25	704,600.00	29	1,691,828.00	50	1,093,788.00	56	3,272,684.00	41	1,149,857.00
TOTAL PERMITS	44	6,437,906.00	97	19,144,320.50	144	25,161,121.25	230	6,792,210.00	575	8,955,915.00

	Dec-09		Dec-08		Dec-07		Dec-06		Dec-05	
	BP\U	Valuation	BP\U	Valuation	BP\U	Valuation	BP\U	Valuation	BP\U	Valuation
New Construction										
Single Family	2	369,489.00	3	875,503.00	5	839,647.00	10	2,445,873.00	12	3,006,558.00
Multi Family	1	699,264.00			2	1,083,332.00	2	2,725,516.00	1	4,319,958.00
Duplex					1	386,210.00	5	1,605,943.00		
Townhomes			2	382,836.00	2	373,110.00	4	663,934.00	4	822,796.00
Commercial			1	288,260.00	2	7,899,380.00	3	708,175.00		
Other									1	75,429.00
SUB-TOTAL	3	1,068,753.00	6	1,546,599.00	12	10,581,679.00	24	8,149,441.00	18	8,224,741.00
Improvements										
Residential	41	557,272.00	17	1,249,834.00	7	286,816.00	7	101,500.00	3	49,100.00
Commercial	8	107,171.00	15	611,404.00	11	681,593.00	17	2,217,573.00	4	129,348.00
Fire Supression Systems	6	220,579.00	9	231,457.00	9	231,052.00	3	436,000.00	4	173,796.00
Other	5	39,700.00	21	191,710.00	6	21,088.00	6	57,500.00	1	4,000.00
SUB-TOTAL	60	924,722.00	62	2,284,405.00	33	1,220,549.00	33	2,812,573.00	12	356,244.00
TOTAL PERMITS	98	6,091,884.00	164\178	20,909,506.00	67\76	28,924,777.00	69\86	13,703,822.00	67\128	22,019,443.00



IMPACT FEES 2014

MONTH	STREET	FIRE	WATER	WW	MONTHLY	YTD
January	99,179.00	10,441.73	57,221.66	35,096.05	201,938.44	201,938.44
February	152,796.06	2,700.55	20,274.51	12,138.69	187,909.81	389,848.25
March	163,597.02	21,217.83	97,098.40	68,335.35	350,248.60	740,096.85
April	162,982.93	10,885.23	91,552.84	53,673.22	319,094.22	1,059,191.07
May	260,755.40	17,062.04	200,702.38	140,299.76	618,819.58	1,678,010.65
June	205,815.12	64,534.28	278,765.70	210,447.21	759,562.31	2,437,572.96
July	426,891.20	64,669.43	320,789.17	241,898.31	1,054,248.11	3,491,821.07
August	280,114.14	22,888.67	140,068.68	748,346.30	1,191,417.79	4,683,238.86
September	767,860.16	110,974.84	190,871.91	123,899.94	1,193,606.85	5,876,845.71
October	279,665.19	11,882.76	106,387.12	62,245.27	460,180.34	6,337,026.05
November	148,283.39	89,534.84	54,699.79	25,893.54	318,411.56	6,655,437.61
December	157,547.47	8,669.28	54,984.24	32,770.25	253,971.24	6,909,408.85

BUILDING REVENUE, FISCAL YEAR 2015

MONTH	BUILDING	PLAN REVIEW	ELECTRIC	MECHANICAL/ PLUMBING	Fire Alarm/ Suppression	Penalty/ Other Fees	Monthly	FISCAL YTD
June 2015							-	
May 2015							-	
April 2015							-	
March 2015							-	
February 2015							-	
January 2015							-	
December 2014	16,659.00	35,800.47	5,478.25	6,412.50	102.00	204.00	64,656.22	761,397.94
November 2014	62,875.58	30,802.48	12,026.36	8,730.58	832.00	370.25	115,637.25	696,741.72
October 2014	29,839.04	60,718.30	9,610.32	17,555.16	856.00	65.00	118,643.82	581,104.47
September 2014	64,855.90	45,306.53	9,176.50	11,678.50	1,251.50	1,319.50	133,588.43	462,460.65
August 2014	56,744.25	35,859.36	9,148.25	23,443.22	1,113.25	2,507.25	128,815.58	328,872.22
July 2014	83,341.05	83,995.37	9,504.00	17,640.35	-	5,575.87	200,056.64	200,056.64

Figures are for December-14	Housing Starts			Remodels & Additions (includes fences, garages & reroofs)			
	Permits	Valuation	Sq Footage	Residential	#	Valuation	
Single Family Residence	16	4,431,302.00	47,234	Commercial	12	234,500.00	
Duplex - 2 Units	1	434,313.00	4,724		12	459,600.00	
Multi-Plex -Units					COMMERCIAL STARTS		
Townhome					Bldgs	Valuation	Sq Footage
Other	1	84,440.00	1,164	CITY	1	867,691.00	7,128
December Total	18	4,950,055.00	53,122	Fiscal Total	18	32,039,913.00	275,473
Total Fiscal Year:	216	85,985,124.00	903,527				