

City of Bozeman



BUILDING INSPECTION DIVISION

BUILDING PERMIT REPORT

August 2014/FY 2015

FISCAL YEAR 2015

	Aug-2014		Aug-2013		FYTD as of August 2014		FYTD as of August 2013	
	THIS MONTH - FY2015		THIS MONTH - FY2014		FY TO DATE - FY2015		FY TO DATE - FY2014	
NEW CONSTRUCTION	NO	VALUATION	NO	VALUATION	NO.	VALUATION	NO	VALUATION
SINGLE FAMILY	27	6,644,109.00	34	\$ 8,479,476.00	77	17,138,722.00	92	22,180,513.00
DUPLEX	4	1,531,155.00			5	1,879,158.00	2	799,078.00
MULTI-FAMILY AUGUST UNITS - 30	5	3,196,037.00	4	\$ 4,213,174.00	16	25,491,133.00	9	5,735,251.00
FISCAL YEAR TOTAL UNITS - 194					-	194 Units	-	78 Units
MISC (GARAGE, SHED, ADU ETC.)	6	435,959.00	7	\$ 1,029,097.00	15	1,223,826.00	17	170,263.00
ASSEMBLY					-	-	-	
BUSINESS	2	2,427,762.00	2	\$ 1,255,921.00	6	5,307,021.00	2	
EDUCATIONAL					-	-	-	
FACTORY					-	-	-	
HAZARDOUS					-	-	-	
INSTITUTIONAL					-	-	1	7,739,564.00
MERCHANTILE					2	1,774,424.00	1	855,486.00
MOTEL/HOTEL					-	-	-	-
STORAGE					3	162,146.00	2	65,770.00
TOTAL	44	14,235,022.00	43	14,977,668.00	80	38,741,408.00	126	37,545,925.00
ADDITION/REMODEL	NO.	VALUATION	NO.	VALUATION	NO.	VALUATION	NO.	VALUATION
RESIDENTIAL	22	1,098,178.00	45	617,833.00	65	1,906,188.00	182	2,696,463.00
COMMERCIAL	17	3,545,700.00	20	713,023.00	42	14,173,889.00	94	7,150,519.00
TOTAL	39	4,643,878.00	65	1,330,856.00	68	11,436,199.00	276	9,846,982.00
CONSTRUCTION VALUE								
REVENUE	NO	AMOUNT	NO	AMOUNT	NO	AMOUNT	NO	AMOUNT
BUILDING	106	56,744.25	108	43,719.50	278	140,085.30	398	119,380.82
PLAN CHECK	171	35,859.36	286	76,734.38	416	119,854.73	412	138,678.80
ELECTRICAL	88	9,148.25	96	7,969.00	185	18,652.25	171	15,305.82
PLUMBING/MECHANICAL	179	23,443.22	185	22,744.76	328	41,083.57	330	34,906.66
FIRE ALARM /SPRINKLER SYSTEM	8	1,113.25	22	2,455.75	8	1,113.25	25	2,840.25
DEMOLITION	4	300.00	1	75.00	15	825.00	5	375.00
CODE ENFORCEMENT	-	-			5	525.00	-	-
SIGNS PERMITS	11	760.25	9	587.25	24	1,399.00	16	960.25
PENALTIES	5	1,297.00	3	225.00	19	4,120.00	3	225.00
EXTENSION FEES	5	375.00	2	150.00	6	450.00	3	225.00
INSPECTION FEES	2	150.00	1	35.00	5	300.00	6	488.15
MISC REVENUE	5	204.00			11	389.12	-	-
TOTAL	584	129,394.58	713	154,695.64	791	328,797.22	1,369	313,385.75

Mr Chris Kukulski
 City Manager
 PO Box 1230
 Bozeman MT 59771

Dear Mr Kukulski:

The following report is submitted to show the permits issued and fees charged for the month of August **2014**. The list of building, plumbing and electrical permits are attached in addition to the monthly and yearly summary of housing and commercial building activity.

	2014		2013	
	No.	Fee	No.	Fee
Electrical Permits	88	9,148.25	96	7,969.00
Plumbing/Mechanical Permits	179	23,443.22	185	22,744.76
Moving Permits	-	-		
Demolition Permits	4	300.00	1	75.00
Fire Alarm/Supression Systems	8	113.25	22	2,455.75
Inspection Fees	2	150.00	1	35.00
Sign Pemits	11	760.25		
Code Enforcement	-	-		
Penalty Fees	5	1,297.00		
Plan Check Fees	171	35,859.36	3	225.00
Building Permits	106	56,744.25	286	76,734.38
SUB-TOTALS:	574	127,815.58	594	110,238.89

Other Bldg Div Rev.				
Water Payback Fees				
New Water	52	14,338.85	52	9,719.30
New Sewer	46	949.51	45	945.00
Water/Sewer Inspection Fee	47	4,605.00	45	4,500.00
Water Renewal				
Sewer Renewal				
Eng. Maps/Prints/Docs				
Floodplain Dev. Permits	1	30.00	1	100.00
Waste Water Discharge Permits	6	400.00	3	225.00
Degredation Permit	3	421.65	3	512.10
Street Cut Permits	3	150.00	3	150.00
Street/Alley Vacation Fees				
Cash-in-Lieu of Water Rights				
Other Eng. Misc. Rev.			17	1,881.00
Planning Docs/Maps	2	28.50	5	34.75
Encroachment Permits	1	10.00		
License Plate Fee				
Master Plan Amendment				
Subdivision Review Fees				
Improvements Agreement	3	1,501.83		
Other Planning Div. Rev.	7	888.82	26	908.25
Zoning/Comm. Dev. Docs/Maps				
Deposits / Rent Chall Gardens				
Certificate of Appropriateness COA				
Zone Map/Code Amendments				
Pay-in-lieu of Parks	2	50.00		
Planning & Zoning	37	36,030.40	44	20,590.85
Parade / Public Assembly Permit	7	890.00		
Annexation Fees				
V & A - Appeals				
V & A - Variances				
Public Service				
Other Zoning/CD Rev/Sign Tag				
Planned Unit Development - PUD				
Street Impact Fees	50	280,114.14	43	188,345.29
Fire Impact Fees	51	22,888.67	45	17,041.00
Water Impact Fees	49	140,068.68	45	134,625.88
WasteWater Impact Fees	49	748,346.30	45	76,106.78
SUB-TOTAL:	416	1,251,712.35	422	455,685.20
TOTAL RECEIPTS:	990	1,379,527.93	1,016	565,924.09

Respectfully submitted,

Bob Risk
 Chief Building Official

August 2014 - BUILDING PERMITS

DATE	PERMIT #	ADDRESS		OWNER	CONTRACTOR	PERMIT FEE	PLAN CHECK	SQ FOOT	VALUATION	DESCRIPTION	
08/25/14	14 21041	901	N	BLACK	GALLATIN COUNTY	MARTEL CONSTRUCTION, INC	5,242.25	3,407.46	39,400	2,360,848.00	COMM OTHER SHELTER, NON-HOUSEK.
08/28/14	14 21165	701		GOLD	BARNARD, TIMOTHY	BARNARD CONSTRUCTION CO, INC	762.50	247.81	1,680	66,914.00	COMM STRUCTURES OTHER THAN BLD
						6,004.75	3,655.27	41,080	2,427,762.00		
08/07/14	14 20859	4720		CLASSICAL	PETRA ACADEMY INC	CLAIR W DAINES, INC	3,998.00	3,687.78	11,350	1,650,000.00	COMM ADDITION
08/12/14	14 21146	5	W	OLIVE	ST JAMES PARISH	ROTHERHAM CONSTRUCTION, INC	57.00	137.16	-	5,000.00	COMM TENANT IMPROVEMENT
08/14/14	14 20722	2550		CATRON	TARGET CORP	TAYLOR BROS CONSTRUCTION CO IN	746.00	812.67	1,054	188,900.00	COMM TENANT IMPROVEMENT
08/14/14	14 20800	0		MSU - LEON JOHNSON H	MONTANA STATE UNIVERSITY	TRUE COMPASS LLC	169.50	110.18	-	20,000.00	COMM TENANT IMPROVEMENT
08/14/14	14 20828	2820	W	COLLEGE	BIG SKY PUBLISHING LLC	TRUE COMPASS LLC	169.50	110.18	-	20,000.00	COMM TENANT IMPROVEMENT
08/14/14	14 20927	915		HIGHLAND	BOZEMAN DEACONESS HOSPITAL	MARTEL CONSTRUCTION, INC	1,710.50	2,162.08	6,000	540,000.00	COMM TENANT IMPROVEMENT
08/14/14	14 21123	867	S	29TH	MITCHELL DEVELOPMENT	MITCHELL DEVELOPMENT GROUP	154.50	213.54	1,189	18,000.00	COMM TENANT IMPROVEMENT
08/19/14	14 20970	2855	N	19TH	ANNA MARIE GRAF	SQUIRES CONSTRUCTION	488.50	835.43	-	100,000.00	COMM TENANT IMPROVEMENT
08/19/14	14 21178	4181		FALLON	GALLATIN VALLEY HEALTH & FIT	DESIGNER TILE OF MONTANA	162.00	165.59	-	19,000.00	COMM TENANT IMPROVEMENT
08/21/14	14 21164	701		GOLD	BARNARD, TIMOTHY	KEARNS CONSTRUCTION COMPANY	169.50	110.18	2,048	20,000.00	COMM TENANT IMPROVEMENT
08/25/14	14 20798	407	S	FERGUSON	TWENTY 9, LLC	GOFF CONSTRUCTION INC	177.00	318.84	5,264	20,500.00	COMM TENANT IMPROVEMENT
08/26/14	14 20782	867	S	29TH	MITCHELL DEVELOPMENT	MITCHELL DEVELOPMENT GROUP	831.25	1,007.50	4,163	220,000.00	COMM TENANT IMPROVEMENT
08/26/14	14 21106	867	S	29TH	MITCHELL DEVELOPMENT	MITCHELL DEVELOPMENT GROUP	387.75	543.58	1,951	69,000.00	COMM TENANT IMPROVEMENT
08/27/14	14 21159	113	S	19TH	HARDIN, GLORIA J & DENNIS	CHUCK'S BACKHOE & LANDSCAPING	57.00	37.05	-	4,800.00	COMM TENANT IMPROVEMENT
08/28/14	14 20872	2915		COLTER	CORP OF PRESIDING BISHOP LDS	HEADWATERS CONSTRUCTION CO	1,463.75	988.49	26,427	450,000.00	COMM TENANT IMPROVEMENT
08/05/14	14 21117	1439	W	BABCOCK	HARRIS BROTHERS L P	HARRIS BROTHERS LP	26.75	-	-	500.00	COMMERCIAL REROOF
08/14/14	14 20592	3525	S	3RD	BOZEMAN SCHOOL DISTRICT #7	PROGRESSIVE SERVICES INC	776.25	504.56	-	200,000.00	COMMERCIAL REROOF
						11,544.75	11,744.81	59,446	3,545,700.00		
08/06/14	14 21121	448	E	MAIN	MOOSE POINT LP	COPPERMINE FIRE SUPPRESSION SY	79.50	-	-	7,500.00	FIRE PROTECTION SYSTEMS PERMIT
08/08/14	14 20289	5050	S	COTTONWOOD	PARK STREET HOLDINGS LLC	WADSWORTH BUILDERS CO INC	57.00	-	-	4,325.00	FIRE PROTECTION SYSTEMS PERMIT
08/12/14	13 18829	3765		GALLOWAY	Rockworth Companie	RIMROCK CONSTRUCTION LLC	94.50	-	-	9,700.00	FIRE PROTECTION SYSTEMS PERMIT
08/12/14	13 18831	3715		GALLOWAY	Rimrock Companies	RIMROCK CONSTRUCTION LLC	302.00	-	-	44,950.00	FIRE PROTECTION SYSTEMS PERMIT
08/12/14	13 18832	3745		GALLOWAY	Rockworth Companies	RIMROCK CONSTRUCTION LLC	352.50	-	-	57,790.00	FIRE PROTECTION SYSTEMS PERMIT
08/20/14	14 20508	600	W	KAGY	MONTANA STATE UNIVERSITY	REYNOLDS CONSTRUCTION CO., INC	42.00	27.30	-	3,500.00	FIRE PROTECTION SYSTEMS PERMIT
08/25/14	14 21193	1015	W	MAIN	MCDONALD LAND CO LTD	AIR CONTROLS CO, INC	26.75	41.93	-	5,135.00	FIRE PROTECTION SYSTEMS PERMIT
08/28/14	14 20289	5050	S	COTTONWOOD	PARK STREET HOLDINGS LLC	WADSWORTH BUILDERS CO INC	159.00	103.36	-	15,800.00	FIRE PROTECTION SYSTEMS PERMIT
						1,113.25	172.59	-	124,265.00		
08/05/14	14 21119	3810		VALLEY COMMONS	SCOTT HECHT	GUARDIAN RESTORATION, INC	75.00	-	-	1,100.00	DEMOLITION PERMIT
08/11/14	14 21122	2752		DURSTON	LACHENMAIER, EVA TRUST	BOZEMAN EXCAVATION LLC	75.00	-	-	21,000.00	DEMOLITION PERMIT
08/12/14	14 21132	803	E	MAIN	TOWN PUMP INC	R & R TAYLOR CONSTRUCTION, INC	75.00	-	-	20,000.00	DEMOLITION PERMIT
08/28/14	14 21199	1205	E	MAIN	GRAFF, HELORI M; ROBIN GRAFF	WALKER CONSTRUCTION	75.00	-	-	5,000.00	DEMOLITION PERMIT
						300.00	-	-	47,100.00		
08/05/14	14 20910	133	E	MAIN	THOMAS NYGARD	UPTOWN SIGNS	26.75	17.39	-	150.00	SIGN PERMIT
08/05/14	14 21061	502		PROFESSIONAL	SSC LLC	SIGNS OF MONTANA	42.00	27.30	-	2,500.00	SIGN PERMIT
08/06/14	14 21027	504	N	BROADWAY	BROWN, BARRY L	MEDIA STATION DESIGN WORKS	34.25	22.26	-	2,000.00	SIGN PERMIT
08/13/14	13 19718	224	E	MAIN	1ST SECURITY BANK	MEDIA STATION DESIGN WORKS	26.75	17.39	-	1,200.00	SIGN PERMIT
08/13/14	14 20972	5050	S	COTTONWOOD	PARK STREET HOLDINGS LLC	YESCO LLC	394.25	256.26	-	70,952.00	SIGN PERMIT
08/15/14	14 21101	1		AUTO PLAZA	BILLION CHRYSLER	DELTA SIGNS & GRAPHICS	26.75	17.39	-	1,000.00	SIGN PERMIT
08/15/14	14 21133	1351		STONERIDGE	SKY CAT LLC	SIGNS NOW	26.75	17.39	-	135.00	SIGN PERMIT
08/15/14	14 21147	705		OSTERMAN	FRONTAGE ROAD COMM PROP LLC	SIGNS NOW	26.75	17.39	-	857.00	SIGN PERMIT
08/20/14	14 21131	2051	W	OAK	STONE RIDGE PARNTERS LLC	MEDIA STATION DESIGN WORKS	72.00	46.80	-	7,000.00	SIGN PERMIT
08/22/14	14 20545	855	S	29TH	MITCHELL DEVELOPMENT	QRS SIGNS	42.00	27.30	-	2,500.00	SIGN PERMIT
08/28/14	14 21148	2855	N	19TH	GALLATIN CENTER SHOPPING	SIGNS OF MONTANA	42.00	27.30	-	2,805.00	SIGN PERMIT
						760.25	494.17	-	91,099.00		
08/01/14	14 20600	4517		WATERS	STEVENS, CODY & KIM	ROSET AND ASSOCIATES INC	220.00	243.35	1,075	69,257.00	RES ACCESSORY BLDG
08/01/14	14 20823	3109		FOXTAIL	SWANSON, TRAVIS M	BATTLE RIDGE BUILDERS	244.00	337.07	1,160	84,277.00	RES ACCESSORY DWELLING UNIT
08/11/14	14 20863	4547		PERRY	ST CUSTOM HOMES	ST CUSTOM HOMES LLC	248.00	229.63	1,174	86,354.00	RES ACCESSORY DWELLING UNIT
08/19/14	14 21006	4824		GOLDEN GATE	DENMAN, THOMAS D	DENMAN CONSTRUCTION MANAGEMENT	281.00	309.74	1,347	94,567.00	RES ACCESSORY DWELLING UNIT
08/25/14	14 21092	420	S	WILLSON	WESTERMAN, CHARLES B & DREWRY	ARCHER CONSTRUCTION/REMODELING	261.75	239.38	1,124	78,084.00	RES ACCESSORY DWELLING UNIT
08/08/14	14 20988	854		ROSA	SHANE COLLINS CONSTRUCTION INC	SHANE COLLINS CONSTRUCTION INC	609.00	689.65	2,714	253,452.00	RES ATTACHED SFD
08/08/14	14 20989	862		ROSA	SHANE COLLINS CONSTRUCTION INC	SHANE COLLINS CONSTRUCTION INC	609.00	689.65	2,714	253,452.00	RES ATTACHED SFD
08/08/14	14 20990	876		ROSA	SHANE COLLINS CONSTRUCTION INC	SHANE COLLINS CONSTRUCTION INC	609.00	344.81	2,714	253,452.00	RES ATTACHED SFD
08/08/14	14 20991	882		ROSA	SHANE COLLINS CONSTRUCTION INC	SHANE COLLINS CONSTRUCTION INC	609.00	344.81	2,714	253,452.00	RES ATTACHED SFD

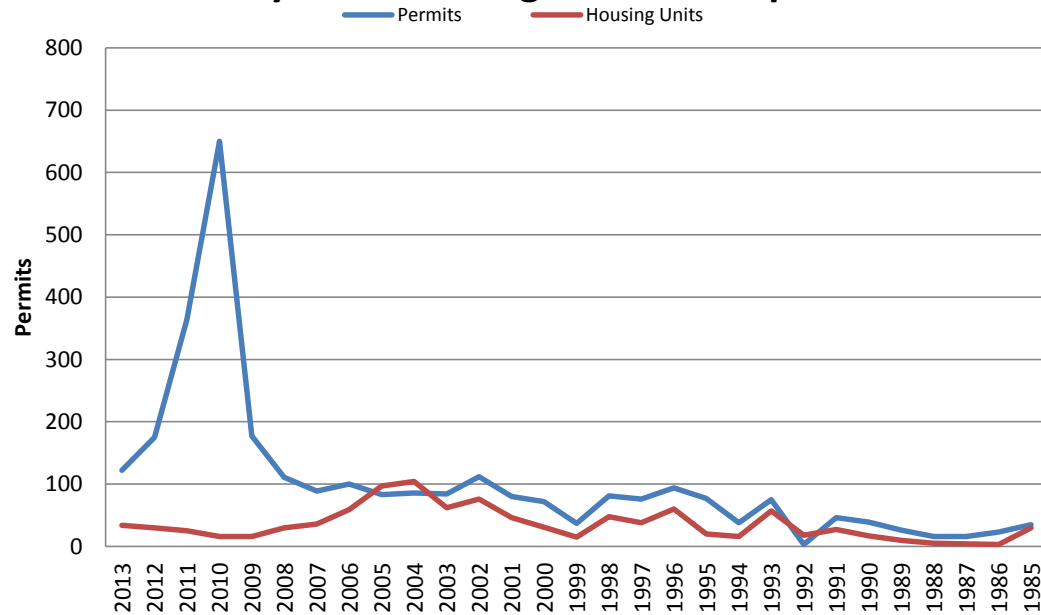
DATE	PERMIT #	ADDRESS	OWNER	CONTRACTOR	PERMIT FEE	PLAN CHECK	SQ FOOT	VALUATION	DESCRIPTION
08/19/14	14 20885	1333 CRABAPPLE	DIVINE CONSTRUCTION LLC	FORTIN CONSTRUCTION LLC	462.00	636.42	2,074	188,500.00	RES ATTACHED SFD
08/19/14	14 20886	1317 CRABAPPLE	DIVINE CONSTRUCTION LLC	FORTIN CONSTRUCTION LLC	462.00	275.30	2,074	188,500.00	RES ATTACHED SFD
08/11/14	14 20995	2931 WARBLER	KIV LLC	NHB LLC	686.00	795.08	2,948	312,282.00	RES DUPLEX (2 UNITS)
08/12/14	14 21070	225 MILL CREEK	KEN LECLAIR	LECLAIR CONSTRUCTION	976.00	1,083.09	4,352	408,127.00	RES DUPLEX (2 UNITS)
08/12/14	14 21071	261 MILL CREEK	KEN LECLAIR	LECLAIR CONSTRUCTION	976.00	1,083.09	3,900	402,619.00	RES DUPLEX (2 UNITS)
08/12/14	14 21072	258 MILL CREEK	KEN LECLAIR	LECLAIR CONSTRUCTION	964.00	1,071.98	4,352	408,127.00	RES DUPLEX (2 UNITS)
08/26/14	14 20229	1301 S WILLSON	BOLTON, LOIS A	BOLTON CUSTOM HOMES, INC	98.00	108.13	588	23,420.00	RES GARAGES & CARPORTS
08/01/14	14 20577	4517 WATERS	STEVENS, CODY & KIM	ROSET AND ASSOCIATES INC	512.00	609.59	2,200	233,046.00	RES SINGLE FAMILY DWELLING
08/01/14	14 20659	1736 MIDFIELD	DOWNNS, DILLON	COOKSTAR PRODUCTIONS	599.00	831.53	2,985	241,592.00	RES SINGLE FAMILY DWELLING
08/01/14	14 20817	3109 FOXTAIL	SWANSON, TRAVIS M	BATTLE RIDGE BUILDERS	585.00	721.05	2,516	266,520.00	RES SINGLE FAMILY DWELLING
08/01/14	14 20954	1381 KENYON	MCMANUS, MICHAEL & SANDRA	CHASE-SKOGEN HOMES, INC	660.75	757.06	2,818	266,519.00	RES SINGLE FAMILY DWELLING
08/07/14	14 20999	4891 LOYAL	RIVER ROCK INVESTMENTS LLC	MOUNTAIN HIGH HOMES INC	741.00	850.87	3,325	303,964.00	RES SINGLE FAMILY DWELLING
08/07/14	14 21013	3313 BLACKBIRD	NOREEN, PETER HENNING	KRESGE CONSTRUCTION INC	655.00	746.87	2,919	273,252.00	RES SINGLE FAMILY DWELLING
08/11/14	13 19905	3581 S 27TH	HESTER, JOHN & LINDA	RBK PROPERTIES LLC/RB PROPERTI	482.00	591.57	2,485	223,973.00	RES SINGLE FAMILY DWELLING
08/11/14	14 20862	4547 PERRY	ST CUSTOM HOMES	ST CUSTOM HOMES LLC	611.00	764.63	2,626	278,172.00	RES SINGLE FAMILY DWELLING
08/11/14	14 21045	2285 BOYLAN	EBBIGHAUSEN HOMES	EBBIGHAUSEN HOMES INC	687.00	781.37	-	273,193.00	RES SINGLE FAMILY DWELLING
08/11/14	14 21054	1374 BOYLAN	EBBIGHAUSEN HOMES	EBBIGHAUSEN HOMES INC	666.00	761.93	3,003	269,524.00	RES SINGLE FAMILY DWELLING
08/12/14	14 20380	873 COTTAGE PARK	COTTAGE PARTNERS	HIDDEN RIDGE CONSTRUCTION LLC	187.00	284.30	922	97,667.00	RES SINGLE FAMILY DWELLING
08/13/14	14 20844	2418 FARRIER	KIMBALL, DOUGLAS J & TRACY L	SHANE COLLINS CONSTRUCTION INC	1,107.00	1,297.00	4,941	460,208.00	RES SINGLE FAMILY DWELLING
08/13/14	14 21035	1557 GALE	MEYER-GARRITY GROUP LLC	MEYER-GARRITY GROUP LLC	529.00	625.34	2,386	214,675.00	RES SINGLE FAMILY DWELLING
08/14/14	14 20882	4237 EQUESTRIAN	SPRANGET, WYTN I D	KRESGE CONSTRUCTION INC	569.00	652.62	2,573	228,866.00	RES SINGLE FAMILY DWELLING
08/18/14	14 20373	867 COTTAGE PARK	COTTAGE PARTNERS	HIDDEN RIDGE CONSTRUCTION LLC	187.00	284.30	922	97,667.00	RES SINGLE FAMILY DWELLING
08/18/14	14 20379	871 COTTAGE PARK	COTTAGE PARTNERS	HIDDEN RIDGE CONSTRUCTION LLC	187.00	142.15	922	97,667.00	RES SINGLE FAMILY DWELLING
08/19/14	14 21004	4824 GOLDEN GATE	DENMAN, THOMAS D	DENMAN CONSTRUCTION MANAGEMENT	472.00	557.93	2,026	214,614.00	RES SINGLE FAMILY DWELLING
08/20/14	14 20458	2422 ANDALUSIAN	LATITUDE NORTH CONSTRUCTION	LATITUDE NORTH CONSTRUCTION LL	816.00	983.69	3,675	331,455.00	RES SINGLE FAMILY DWELLING
08/21/14	14 20876	807 N COTTONWOOD	KAT CONSTRUCTION INC	OWNER IS GENERAL	615.00	729.33	2,701	240,988.00	RES SINGLE FAMILY DWELLING
08/21/14	14 21017	2402 FARRIER	YOST, AARON & ERIN	ASCENT HOME BUILDERS INC	716.00	895.97	3,191	298,891.00	RES SINGLE FAMILY DWELLING
08/21/14	14 21134	4423 WATERS	ST CUSTOM HOMES LLC	ST CUSTOM HOMES LLC	816.00	983.69	3,637	340,848.00	RES SINGLE FAMILY DWELLING
08/11/14	14 20996	2933 WARBLER	KIV LLC	NHB LLC	1,029.00	1,219.91	4,422	435,921.00	RES TRIPLEX, FOURPLEX
08/11/14	14 20997	2935 WARBLER	KIV LLC	NHB LLC	1,029.00	1,219.91	4,422	435,921.00	RES TRIPLEX, FOURPLEX
08/11/14	14 20998	2937 WARBLER	KIV LLC	NHB LLC	2,057.00	2,275.74	8,844	871,842.00	RES 5+ UNITS
08/15/14	14 21063	2282 GALLATIN GREEN	DIXSON PROPERTIES LLC	DIXSON & COMPANY, INC	1,952.00	2,119.21	8,832	736,708.00	RES 5+ UNITS
08/15/14	14 21065	2286 GALLATIN GREEN	DIXSON PROPERTIES LLC	DIXSON & COMPANY, INC	1,868.00	2,041.43	8,402	715,645.00	RES 5+ UNITS
					28,649.50	21,566.82	79,994	7,708,180.00	
08/01/14	14 21110	709 S WILLSON	KLEIMER, STEVEN J & CINDY C	KLEIMER ELECTRIC INC	34.25	-	-	2,000.00	RES ALTERATION
08/05/14	14 20953	418 S BOZEMAN	KING, DAVID A	OWNER IS GENERAL	34.25	59.31	-	2,000.00	RES ALTERATION
08/11/14	14 21023	1309 S 4TH	DON & KAY LLC	WOLOSZYN CONSTRUCTION, INC	87.00	56.55	-	9,000.00	RES ALTERATION
08/12/14	14 20721	405 W BEALL	COOPER, CATHERINE J TRUSTEE	HELVEY HOMES INC	72.00	46.80	-	7,000.00	RES ALTERATION
08/12/14	14 21005	611 N TRACY	SEBENA, DANIEL	OWNER IS GENERAL	57.00	37.05	-	4,500.00	RES ALTERATION
08/12/14	14 21097	2 N YELLOWSTONE	BALDWIN, DAVID J & HELEN F	VIDMAR CONSTRUCTION, INC	72.00	46.80	-	6,500.00	RES ALTERATION
08/12/14	14 21141	1214 E CURTISS	DAYTON, KATHERINE S	KINGSLEY ENTERPRISES LLC	26.75	39.65	-	1,000.00	RES ALTERATION
08/15/14	14 21166	305 N 21ST	MANRY, MARY V	FREMONT CONSTRUCTION	26.75	34.78	-	1,000.00	RES ALTERATION
08/21/14	14 20628	1203 N SPRUCE	SIMKINS, WILLIAM G	NORDESIGN	124.50	80.93	-	13,778.00	RES ALTERATION
08/21/14	14 21155	214 S 16TH	CRAIG MIKEALES	NEIL RAMHORST	26.75	17.39	-	1,300.00	RES ALTERATION
08/25/14	14 21068	502 S GRAND	CRMX-188 LLC	LANGAS & ASSOCIATES, INC	2,360.50	2,150.21	259	800,000.00	RES ALTERATION
08/27/14	14 21194	2904 SECOR	HUBER, JOSEPH FERDINAND	NEIL RAMHORST	26.75	17.39	-	1,200.00	RES ALTERATION
08/27/14	14 21198	1151 N PINECREST	MOORE, NAOMI & PETER	OWNER IS GENERAL	26.75	17.39	-	1,200.00	RES ALTERATION
08/28/14	14 21046	305 S 5TH	BOMBECK, ANNA MERRITT	RIVERBEND BUILDERS,INC	693.75	601.10	820	170,000.00	RES ALTERATION
08/01/14	14 21105	1103 E KAGY	NEIBAUER, R DENNIS & SHIRLEY A	JDH CONSTRUCTION	49.50	-	-	4,000.00	RESIDENTIAL REROOF
08/01/14	14 21109	172 N SWEETGRASS	SLYE, JONATHAN W	ARCHIPELAGO LLC	57.00	-	-	4,300.00	RESIDENTIAL REROOF
08/11/14	14 21150	1414 S 5TH	GODFRY SAUNDERS	SICKLER ROOFING SERVICE	199.50	-	-	23,650.00	RESIDENTIAL REROOF
08/11/14	14 21153	517 N TRACY	CHAMPE, CHARLES & HALLER, ANN	CONSTRUCTION OF THE WEST	42.00	-	-	2,500.00	RESIDENTIAL REROOF
08/19/14	14 21180	313 S 6TH	LANDIS, DAVID B & JACQUELYN A	DIAMOND CONST & REMODELING	211.75	-	-	25,750.00	RESIDENTIAL REROOF
08/13/14	14 21120	306 E STORY	MAJXNER, ROBERT J & SUSAN M	OWNER IS GENERAL	79.50	51.68	-	8,000.00	WINDOW REPLACEMENT PERMIT
08/21/14	14 21115	507 STAUDAHER	HORTON, TRAVIS B	MONTANA CONSTRUCTION WORKS	64.50	41.93	-	5,500.00	WINDOW REPLACEMENT PERMIT
08/29/14	14 20976	414 N 3RD	PEDERSEN, VIC	OWNER IS GENERAL	49.50	32.18	-	4,000.00	WINDOW REPLACEMENT PERMIT
August 2014: 106 Permits; 63 New Housing Units; \$15,009,284.00 Valuation					4,422.25	3,010.20	1,079	1,065,178.00	
August 2013: 121 Permits; 77 New Housing Units; \$16,289,804.00 Valuation					52,794.75	37,633.66	180,520.00	15,009,284.00	

Month of August

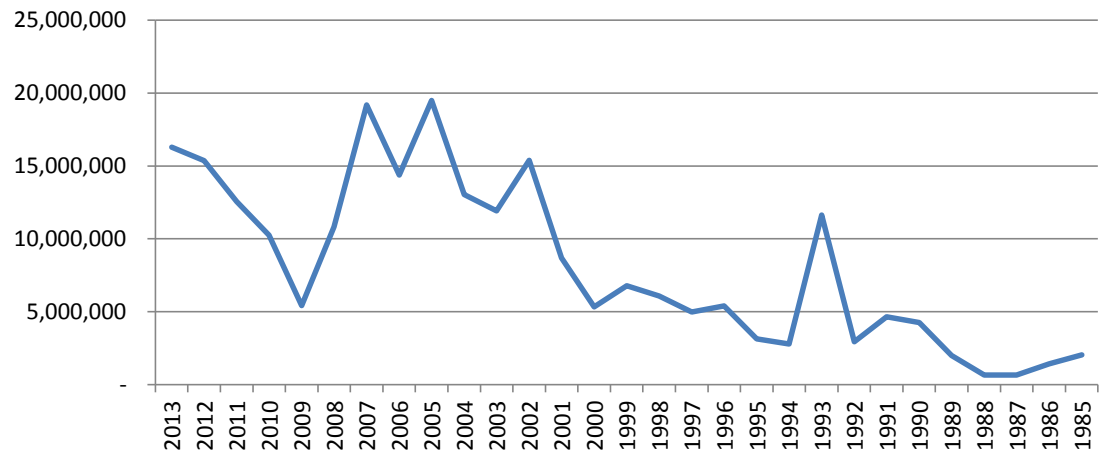
THIRTY YEAR BUILDING PERMIT COMPARISON

Aug-14	Permits	Housing Units	Valuation	YTD Permits	YTD Units
2014	106	63	15,009,284	279	286
2013	122	34	16,289,804	1328	253
2012	175	30	15,362,972	1206	219
2011	364	25	12,558,507	1376	130
2010	650	16	10,248,390	1424	166
2009	177	16	5,426,809	941	139
2008	111	30	10,821,826	562	192
2007	89	36	19,188,855	631	562
2006	100	59	14,379,734	576	459
2005	83	97	19,497,505	596	613
2004	86	104	13,043,140	664	540
2003	84	62	11,913,504	575	330
2002	112	76	15,389,799	522	273
2001	80	46	8,693,610	462	265
2000	72	31	5,322,933	421	256
1999	37	15	6,771,823	481	438
1998	81	48	6,078,321	529	248
1997	76	38	4,982,471	534	198
1996	94	60	5,389,655	525	352
1995	77	20	3,135,875	462	174
1994	38	16	2,775,018	329	185
1993	75	57	11,636,844	356	233
1992	3	18	2,934,925	300	151
1991	46	27	4,652,019	205	115
1990	39	17	4,253,683	160	81
1989	26	10	1,983,430	103	47
1988	16	5	647,080	86	28
1987	16	4	655,654	125	20
1986	23	3	1,429,448	150	81
1985	35	30	2,043,676	192	122
1984	39	28	2,205,188	231	150

Thirty Year Building Permit Comparison



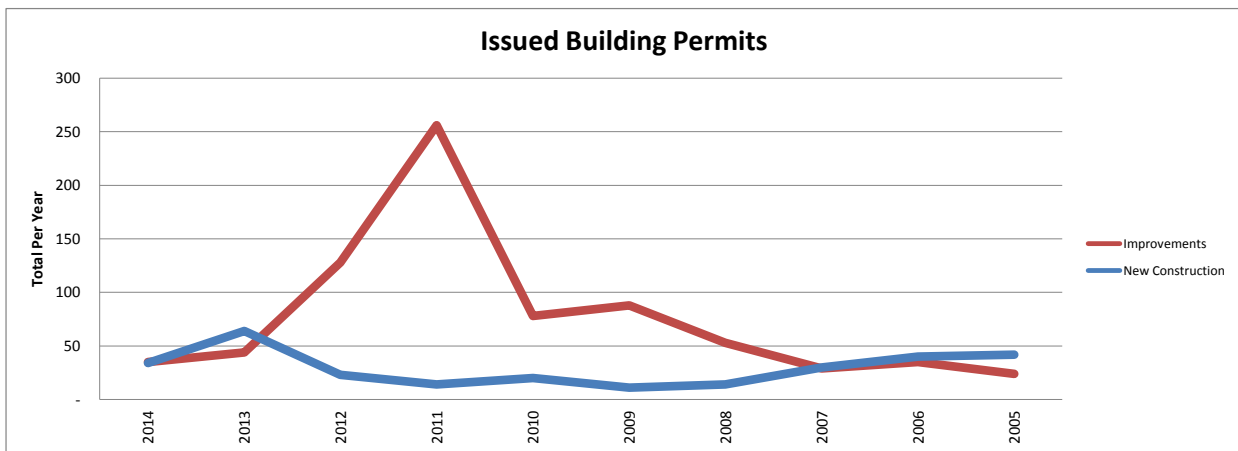
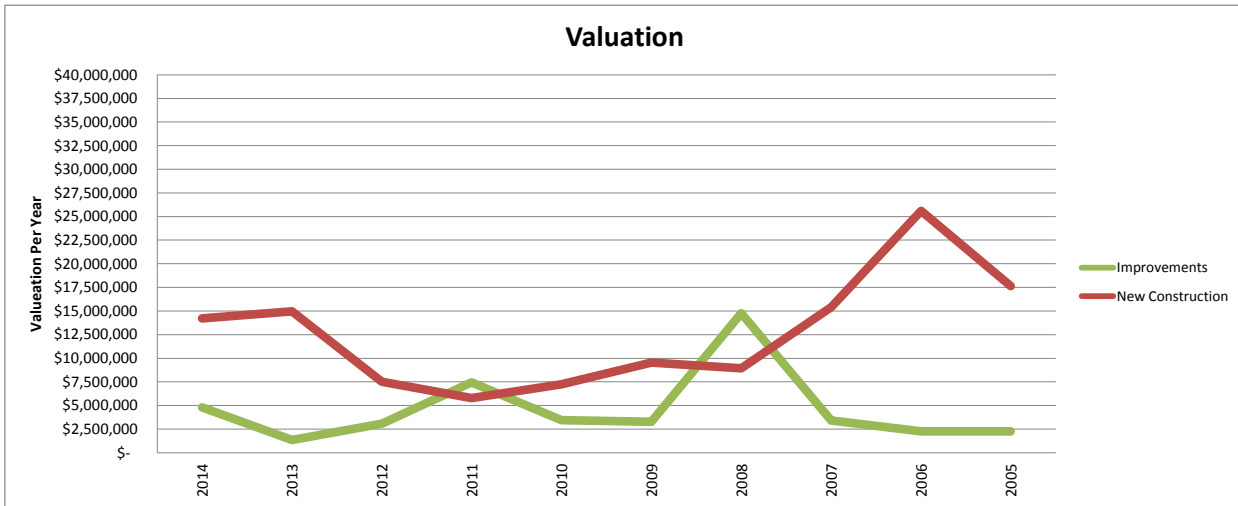
Valuations



**SINGLE MONTH COMPARISON FOR 10 YEAR BUILDING PERMITS
BUILDING DEPARTMENT -- CITY OF BOZEMAN**

	Aug-14		Aug-13		Aug-12		Aug-11		Aug-10	
	BP\U	Valuation	BP\U	Valuation	BP\U	Valuation	BP\U	Valuation	BP\U	Valuation
New Construction										
Single Family	25	5,596,583.00	34	8,479,476.00	24	5,719,850.00	14	3,540,936.00	12	3,330,798.00
Multi Family	5	3,196,037.00	4	4,213,174.00						
Duplex	4	1,531,155.00								
Townhomes	6	1,390,808.00			4	641,409.00	2	370,012.00		
Commercial	2	2,427,762.00	2	1,255,921.00	1	1,151,150.00	1	1,878,267.00	1	3,914,605.00
Other	1	69,257.00	7	1,029,097.00						
SUB-TOTAL	43	14,211,602.00	47	14,977,668.00	29	7,512,409.00	17	5,789,215.00	13	7,245,403.00
Improvements										
Residential	22	1,098,178.00	45	617,833.00	107	1,152,503.00	241	3,079,622.00	192	1,512,964.00
Commercial	17	3,545,700.00	20	713,023.00	46	1,758,286.00	100	4,084,112.00	35	1,865,226.00
Fire Supression Systems	8	148,700.00	13	2,031.50			5	141,700.00	5	18,243.00
Other	-	-			12	155,462.00	7	132,835.00	3	35,160.00
SUB-TOTAL	47	4,792,578.00	78	1,332,887.50	165	3,066,251.00	353	7,438,269.00	235	3,431,593.00
TOTAL PERMITS	90	19,004,180.00	125	16,310,556	194	10,578,660.00	370	13,227,484.00	248	10,676,996.00

	Aug-09		Aug-08		Aug-07		Aug-06		Aug-05	
	BP\U	Valuation	BP\U	Valuation	BP\U	Valuation	BP\U	Valuation	BP\U	Valuation
New Construction										
Single Family	6	1,256,302.00	8	1,874,224.00	20	4,440,411.00	22	5,214,287.00	19	3,252,441.00
Multi Family	1	255,945.00	1	651,649.00	1	771,673.00	4	2,273,411.00	5	9,520,452.00
Duplex			3	1,030,333.00	3	1,155,924.00	5	1,950,382.00	11	2,667,065.00
Townhomes	2	374,536.00	8	1,281,408.00	6	578,556.00	10	1,018,450.00	2	285,563.00
Commercial	9	7,427,754.00	1	2,361,974.00	5	8,838,188.00	4	674,723.00	4	1,520,043.00
Other	-	239,641.00			1	7,400.00	2	12,000.00		
SUB-TOTAL	18	9,554,178.00	21	8,930,528.00	36	15,410,339.00	47	25,587,198.00	41	17,643,892.00
Improvements										
Residential	116	1,326,205.00	119	1,232,187.00	23	981,398.00	22	328,810.00	22	328,810.00
Commercial	24	1,902,503.00	15	2,347,586.00	19	2,188,819.00	14	1,829,331.00	14	1,829,331.00
Fire Supression Systems	4	32,989.00	3	36,465.00	7	215,062.00	3	58,800.00	3	58,800.00
Other	5	18,588.00	1	6,000.00	5	18,824.00	3	35,000.00	3	35,000.00
SUB-TOTAL	149	3,280,285	75	14,768,051	54	3,404,103.00	42	2,251,941.00	42	2,251,941.00
TOTAL PERMITS	167	12,834,463	221	40,009,135	284	29,393,102.00	459	41,066,623.00	331	30,572,829.00



IMPACT FEES 2014

MONTH	STREET	FIRE	WATER	WW	MONTHLY	YTD
January	99,179.00	10,441.73	57,221.66	35,096.05	201,938.44	201,938.44
February	152,796.06	2,700.55	20,274.51	12,138.69	187,909.81	389,848.25
March	163,597.02	21,217.83	97,098.40	68,335.35	350,248.60	740,096.85
April	162,982.93	10,885.23	91,552.84	53,673.22	319,094.22	1,059,191.07
May	260,755.40	17,062.04	200,702.38	140,299.76	618,819.58	1,678,010.65
June	205,815.12	64,534.28	278,765.70	210,447.21	759,562.31	2,437,572.96
July	426,891.20	64,669.43	320,789.17	241,898.31	1,054,248.11	3,491,821.07
August	280,114.14	22,888.67	140,068.68	748,346.30	1,191,417.79	4,683,238.86
September					-	
October					-	
November					-	
December					-	

BUILDING REVENUE, FISCAL YEAR 2015

MONTH	BUILDING	PLAN REVIEW	ELECTRIC	MECHANICAL/ PLUMBING	Fire Alarm/ Suppression	Penalty/ Other Fees	Monthly	FISCAL YTD
June 2015								
May 2015							-	
April 2015							-	
March 2015							-	
February 2015							-	
January 2015							-	
December 2014							-	
November 2014							-	
October 2014							-	
September 2014							-	
August 2014	56,744.25	35,859.36	9,148.25	23,443.22	1,113.25	2,507.25	128,815.58	328,872.22
July 2014	83,341.05	83,995.37	9,504.00	17,640.35	-	5,575.87	200,056.64	200,056.64

Figures are for August-14	Housing Starts			Remodels & Additions (includes fences, garages & reroofs)				
	Permits	Valuation	Sq Footage	Residential	#	Valuation		
Single Family	25	5,596,583.00	57,578	Commercial	22	1,098,178.00		
Duplex - 2 Units	4	1,531,155.00	3,888		17	3,545,700.00		
Multi-Plex - 22 Units	5	3,196,037.00	34,922		COMMERCIAL STARTS			
Townhome	6	1,390,808.00	15,004		Bldgs	Valuation	Sq Footage	
Other	1	69,257.00	1,075	CITY	2	2,427,762.00	41,080	
Total New:	41	\$ 11,783,840.00	112,467	Fiscal Total	11	7,243,591.00	96,102	
Total Fiscal Year:	112	45,709,419.00	472,310					