

# City of Bozeman



BUILDING INSPECTION DIVISION

## BUILDING PERMIT REPORT

2015/FY 2015

FISCAL YEAR 2015

	May-2015		May-2014		FYTD as of May 2015		FYTD as of May 2014	
	THIS MONTH - FY2015		THIS MONTH - FY2014		FY TO DATE - FY2015		FY TO DATE - FY2014	
NEW CONSTRUCTION	NO	VALUATION	NO	VALUATION	NO.	VALUATION	NO	VALUATION
SINGLE FAMILY	29	7,423,322.00	33	8,120,354.00	278	70,262,455.00	328	71,221,658.00
DUPLEX	2	772,906.00			20	6,935,412.00	12	4,204,778.00
MULTI-FAMILY MAY UNITS - 19	4	2,829,313.00			36	62,508,060.00	27	37,632,483.00
FISCAL YEAR TOTAL UNITS -372						372 Units		437 UNITS
MISC (GARAGE, SHED, ADU ETC.)	5	258,112.00	4	155,049.00	33	6,090,769.00	27	1,805,077.00
ASSEMBLY					3	5,152,706.00	-	-
BUSINESS	1	383,521.00			10	7,402,082.00	6	4,552,076.00
EDUCATIONAL					-	-	-	-
FACTORY					1	260,704.00	-	-
HAZARDOUS					2	1,463,805.00	1	855,486.00
INSTITUTIONAL					2	36,381,270.00	1	7,739,564.00
MERCHANTILE					2	1,774,424.00	1	855,486.00
MOTEL/HOTEL			1	1,062,135.00	1	6,518,358.00	2	6,977,121.00
STORAGE / OTHER	1	46,898.00			13	1,825,029.00	3	665,770.00
<b>TOTAL</b>	<b>42</b>	<b>11,714,072.00</b>	<b>38</b>	<b>9,337,538.00</b>	<b>401</b>	<b>206,575,074.00</b>	<b>408</b>	<b>136,509,499.00</b>
ADDITION/REMODEL	NO.	VALUATION	NO.	VALUATION	NO.	VALUATION	NO.	VALUATION
RESIDENTIAL	19	589,307.00	27	856,613.00	212	7,489,243.00	260	3,979,116.00
COMMERCIAL	17	2,442,389.00	15	1,867,321.00	184	33,991,721.00	162	12,654,759.00
<b>TOTAL</b>	<b>36</b>	<b>3,031,696.00</b>	<b>42</b>	<b>2,723,934.00</b>	<b>396</b>	<b>41,480,964.00</b>	<b>422</b>	<b>16,633,875.00</b>
CONSTRUCTION VALUE								
REVENUE	NO	AMOUNT	NO	AMOUNT	NO	AMOUNT	NO	AMOUNT
BUILDING	96	37,369.86	94	44,492.00	989	483,658.32	835	105,102.50
PLAN CHECK	169	32,873.72	461	117,880.97	1,587	521,010.86	1,920	379,849.37
ELECTRICAL	86	10,858.50	79	6,565.25	833	153,628.40	635	56,554.08
PLUMBING/MECHANICAL	106	17,349.00	101	11,227.80	1,327	158,205.96	1,055	96,407.86
FIRE ALARM /SPRINKLER SYSTEM	2	121.50	2	432.00	56	10,219.00	75	9,096.25
DEMOLITION	5	375.00	2	150.00	36	2,400.00	28	2,025.00
CODE ENFORCEMENT			1	75.00	6	600.00	2	150.00
SIGNS PERMITS	11	619.00	10	584.00	99	5,411.25	78	3,757.00
PENALTIES			3	470.25	55	6,666.50	18	1,705.00
EXTENSION FEES	7	525.00	12	900.00	37	2,775.00	43	2,398.00
INSPECTION FEES	1	75.00	2	150.00	15	1,275.00	12	1,350.65
MISC REVENUE	4	129.00	3	31.50	55	991.62	2	1,126.50
<b>TOTAL</b>	<b>487</b>	<b>100,295.58</b>	<b>770</b>	<b>182,958.77</b>	<b>5,095</b>	<b>1,346,841.91</b>	<b>4,703</b>	<b>659,522.21</b>

Mr Chris Kukulski  
 City Manager  
 PO Box 1230  
 Bozeman MT 59771

Dear Mr Kukulski:

The following report is submitted to show the permits issued and fees charged for the month of May 2015. The list of building, plumbing and electrical permits are attached in addition to the monthly and yearly summary of housing and commercial building activity.

	2015		2014	
	No.	Fee	No.	Fee
Electrical Permits	86	10,858.50	74	7,956.50
Plumbing/Mechanical Permits	106	17,349.00	177	27,012.00
Moving Permits			1	84.00
Demolition Permits	5	375.00	2	150.00
Fire Alarm/Supression Systems	2	121.50	3	368.50
Inspection Fees	1	75.00	2	150.00
Sign Permits	11	619.00	9	283.00
Code Enforcement			1	75.00
Penalty Fees			10	900.50
Plan Check Fees		32,873.72	477	72,671.86
Building Permits	96	37,369.86	116	53,813.50
<b>SUB-TOTALS:</b>	<b>307</b>	<b>99,641.58</b>	<b>872</b>	<b>163,464.86</b>
Other Bldg Div Rev.				
Water Payback Fees				
New Water	37	13,090.91	46	15129.96
New Sewer	36	756.00	47	978
Water/Sewer Inspection Fee	37	3,700.00	47	4700
Water Renewal				
Sewer Renewal				
Eng. Maps/Prints/Docs			15	692
Floodplain Dev. Permits				
Storm Water Permit				
Degradation Permit			9	1907.35
Street Cut Permits			8	550.00
Street/Alley Vacation Fees				
Cash-in-Lieu of Water Rights	3	87,623.81	1	160,740.00
Other Eng. Misc. Rev.	4	155.00		
Planning Docs/Maps	13	344.16		
Encroachment Permits			1	10.00
License Plate Fee				
Master Plan Amendment				
Subdivision Review Fees			3	1,253.45
Improvements Agreement			11	410.00
Other Planning Div. Rev.				
Planning Review Fees	52	4,040.00		
Zoning/Comm. Dev. Docs/Maps	3	4,140.98	2	90.00
Deposits / Rent Chall Gardens				
Certificate of Appropriateness COA				
Zone Map/Code Amendments			7	650.00
Pay-in-lieu of Parks	1	200.00		
Planning & Zoning	47	74,383.16	61	34,442.95
Parade / Public Assembly Permit	3	320.00	9	285.00
Film Permit				
Annexation Fees				
V & A - Appeals				
V & A - Variances				
Other Zoning/CD Rev/Sign Tag				
Planned Unit Development - PUD				
Street Impact Fees	39	241,311.58	50	260,755.40
Fire Impact Fees	39	16,662.61	50	17,062.04
Water Impact Fees	38	121,866.18	50	200,702.38
WasteWater Impact Fees	38	70,901.82	50	140,299.76
<b>SUB-TOTAL:</b>	<b>390</b>	<b>639,496.21</b>	<b>467</b>	<b>840,658.29</b>
<b>TOTAL RECEIPTS:</b>	<b>697</b>	<b>739,137.79</b>	<b>1,339</b>	<b>1,004,123.15</b>

Respectfully submitted,

Bob Risk  
 Chief Building Official

May 2015 - Building Permits											
DATE	PERMIT #	ADDRESS		OWNER	CONTRACTOR	PERMIT FEE	PLAN CHECK	SQ FOOT	VALUATION	DESCRIPTION	
05/12/15	15 22177	1652		TEMPEST	TEMPEST CRT INVESTMENTS I LLC	J & K CONTRACTORS, INC	83.00	76.85	423	46,898.00	COMM OTHER SHELTER, NON-HOUSEK.
05/20/15	15 22068	3240	W	TECHNOLOGY	MITCHELL DEVELOPMENT	GRAY COMPANIES INC	733.00	1,407.33	3,054	383,521.00	COMM RESTAURANTS & BARS
							<b>816.00</b>	<b>1,484.18</b>	<b>3,477</b>	<b>430,419.00</b>	
05/12/15	15 22055	1725	S	11TH	ROMAN CATHOLIC BISHOP - HELENA	LANGLAS & ASSOCIATES, INC	3,914.00	3,685.51	9,992	1,601,418.00	COMM ADDITION
05/13/15	15 22141	908	W	MAIN	THE COMMUNITY FOOD CO-OP INC	R & R TAYLOR CONSTRUCTION, INC	420.25	452.57	-	107,000.00	COMM ALTERATION
05/05/15	15 21972	1735	S	19TH	3S PROVIDENCE LLC	BIGGERSTAFF CONSTRUCTION CO	387.75	519.20	2,200	69,000.00	COMM TENANT IMPROVEMENT
05/11/15	15 21708	1531	W	MAIN	400 MARION INC	CORSTONE CONTRACTORS, LLC	26.75	742.80	-	77,000.00	COMM TENANT IMPROVEMENT
05/12/15	15 21651	0		MSU - HUFFMAN	MSU	LUTEY CONSTRUCTION/CRAFTSMAN	79.50	604.02	-	87,293.00	COMM TENANT IMPROVEMENT
05/12/15	15 22179	2360	N	7TH	POWDER RIVER COMPANY LLC	WILLIAMS PLUMBING & HTG, INC /	264.00	738.89	5,448	36,211.00	COMM TENANT IMPROVEMENT
05/14/15	15 22072	16	N	GRAND	DUTTON DEVELOPMENT	WALKER CONSTRUCTION	410.50	409.18	2,742	76,000.00	COMM TENANT IMPROVEMENT
05/19/15	15 22278	6195	E	VALLEY CENTER	MCRT BOZEMAN LLC	GONZALEZ RENOVATION CORP	154.50	-	-	18,000.00	COMM TENANT IMPROVEMENT
05/20/15	15 22040	1975		CATTAIL	GALLATIN TR LP/TWIST REALTY	E G CONSTRUCTION LLC	478.75	674.22	-	96,350.00	COMM TENANT IMPROVEMENT
05/20/15	15 22057	242	E	MAIN	ANNA MILNER	LANGLAS & ASSOCIATES, INC	49.50	170.47	1,584	1,500.00	COMM TENANT IMPROVEMENT
05/20/15	15 22196	128	E	MAIN	GUGLIELMINO FAMILY	SHERWOOD CONSTRUCTION INC	254.50	183.79	-	36,100.00	COMM TENANT IMPROVEMENT
05/21/15	15 22192	131	W	MAIN	DUTTON DEVELOPMENT LLC	WALKER CONSTRUCTION	456.00	429.00	2,257	89,350.00	COMM TENANT IMPROVEMENT
05/22/15	15 22180	555		MANLEY	B & G DEVELOPMENT LLC	BUFFALO RESTORATION, INC	49.50	66.96	-	4,000.00	COMM TENANT IMPROVEMENT
05/22/15	15 22185	0		MSU - CHEEVER HALL	MSU FACILITIES	SPRING CORPORATION	325.75	321.92	1,400	50,000.00	COMM TENANT IMPROVEMENT
05/26/15	15 22174	35	W	MAIN	KBH PROPERTIES LLC	REVOLVE DESIGN BUILD LLC	306.75	383.68	1,820	45,267.00	COMM TENANT IMPROVEMENT
05/28/15	15 22307	31	S	WILLSON	DOWNTOWNER LLC	MONTANA CONSTRUCTION WORKS	49.50	32.18	-	3,500.00	COMM TENANT IMPROVEMENT
05/04/15	15 22225	1701		EVERGREEN	EVERGREEN BUSINESS PARK INC	YANT ROOFING	302.00	-	-	44,400.00	COMMERCIAL REROOF
							<b>7,929.50</b>	<b>9,414.39</b>	<b>27,443</b>	<b>2,442,389.00</b>	
05/08/15	15 22164	1322	E	MAIN	EAST MAIN INVESTMETNS	WALKER CONSTRUCTION	75.00	-	-	15,000.00	DEMOLITION PERMIT
05/08/15	15 22199	1340	E	MAIN	EAST MAIN INVESTMENTS	WALKER CONSTRUCTION	75.00	-	-	15,000.00	DEMOLITION PERMIT
05/14/15	15 22138	413	N	BLACK	COCHRAN, WILLIAM L	MITCHELL ROE CONSTRUCTION, INC	75.00	-	-	15,000.00	DEMOLITION PERMIT
05/21/15	15 22244	1324	E	MAIN	MOUNTAIN WEST BANK NA	WALKER CONSTRUCTION	75.00	-	-	100,000.00	DEMOLITION PERMIT
05/27/15	15 22073	123	S	ROUSE	SIGLER, DAVID M	OWNER IS GENERAL	75.00	-	-	5,000.00	DEMOLITION PERMIT
							<b>375.00</b>	<b>-</b>	<b>-</b>	<b>150,000.00</b>	
05/20/15	15 22110	2855	N	19TH	GALLATIN PRLP	COPPERMINE FIRE SUPPRESSION SY	64.50	41.93	-	5,300.00	FIRE PROTECTION SYSTEMS PERMIT
05/22/15	15 22251	2485		MANLEY	DELPHINI LLC	CENTRAL TECHNOLOGIES, LLC	57.00	37.05	-	4,464.00	FIRE PROTECTION SYSTEMS PERMIT
							<b>121.50</b>	<b>78.98</b>	<b>-</b>	<b>9,764.00</b>	
05/01/15	15 21981	1174		STONERIDGE	KWMT LLC	SIGNS OF MONTANA	42.00	27.30	-	2,600.00	SIGN PERMIT
05/01/15	15 21982	501		EVERGREEN	BRIDGER FEEDS PROPERTIES LLC	SIGNS OF MONTANA	34.25	22.26	-	1,927.00	SIGN PERMIT
05/01/15	15 22033	2001		STADIUM	2001 STADIUM LLC	SIGNS OF MONTANA	79.50	51.68	-	7,676.00	SIGN PERMIT
05/01/15	15 22046	1127		HARMON STREAM	MUSE VENTURES LLC	SIGNS OF MONTANA	42.00	27.30	-	2,230.00	SIGN PERMIT
05/01/15	15 22056	31910	E	FRONTAGE	DAVE RESSLER	SIGNS OF MONTANA	132.00	85.80	-	14,750.00	SIGN PERMIT
05/12/15	15 22194	1007	W	MAIN	KEN AND KAREN MATTHIESEN	THIRD STREET DEVELOPMENT, INC	26.75	17.39	-	1,000.00	SIGN PERMIT
05/13/15	15 22181	315	S	19TH	ALLIANCE FELLOWSHIP CHRISTIAN	BIG SKY METAL ART LLC	57.00	37.05	-	5,000.00	SIGN PERMIT
05/21/15	15 22163	1531	W	MAIN	400 MARION INC	QRS SIGNS	42.00	27.30	-	3,000.00	SIGN PERMIT
05/22/15	15 22080	2119	S	11TH	STADIUM VIEW, LP	SIGNS OF MONTANA	64.50	41.93	-	5,850.00	SIGN PERMIT
05/22/15	15 22221	1525	W	MAIN	BOZEMAN SHOPPING CENTER LLC	SIGNS OF MONTANA	57.00	37.05	-	4,800.00	SIGN PERMIT
05/22/15	15 22248	200	S	23RD	U2 L C/WESTFIELD PROPERTY MGMT	SIGNS OF MONTANA	42.00	27.30	-	3,000.00	SIGN PERMIT
							<b>619.00</b>	<b>402.36</b>	<b>-</b>	<b>51,833.00</b>	
05/01/15	15 22047	306	E	STORY	MAJXNER, ROBERT J & SUSAN M	OWNER IS GENERAL	363.00	515.51	1,728	125,937.00	RES ACCESSORY DWELLING UNIT
05/06/15	15 22082	402	W	KOCH	MARTIN, BRIAN G &	OWNER IS GENERAL	335.75	280.32	495	52,435.00	RES ACCESSORY DWELLING UNIT
05/11/15	15 21637	4582		DANUBE	DRAKE, GARRETT L & KAITLIN N	ST CUSTOM HOMES LLC	263.00	330.13	1,402	55,842.00	RES ACCESSORY DWELLING UNIT
05/05/15	14 20446	3157		SUMMER VIEW	BRIDGER PEAK CONSTRUCTION LLC	BRIDGER PEAK CONST G MEGARGEL	672.75	777.93	2,858	274,986.00	RES ATTACHED SFD
05/05/15	14 20448	3153		SUMMER VIEW	BRIDGER PEAK CONSTRUCTION LLC	BRIDGER PEAK CONST G MEGARGEL	672.75	388.95	2,858	274,986.00	RES ATTACHED SFD
05/11/15	15 21746	1362		MANZANITA	MURRAY, CRAIG R	FORTIN CONSTRUCTION LLC	462.00	548.68	2,029	188,500.00	RES ATTACHED SFD
05/11/15	15 21747	1386		MANZANITA	MURRAY, CRAIG R	FORTIN CONSTRUCTION LLC	462.00	548.68	2,074	188,500.00	RES ATTACHED SFD
05/14/15	15 22065	200	N	COTTONWOOD	PAUL CRONIN	CRONIN CONSTRUCTION	432.00	550.15	1,854	196,394.00	RES ATTACHED SFD
05/14/15	15 22066	212	N	COTTONWOOD	PAUL CRONIN	CRONIN CONSTRUCTION	432.00	550.15	1,854	196,394.00	RES ATTACHED SFD
05/01/15	15 21671	4355		BROOKSIDE	TRIPLE MT LLC	TRIPLE MT CONSTRUCTION	807.00	970.50	3,587	338,593.00	RES DUPLEX (2 UNITS)
05/14/15	15 22050	5426		GLENELLEN	GREAT WESTERN INVESTMENTS LLC		1,054.00	1,247.94	4,724	434,313.00	RES DUPLEX (2 UNITS)
05/14/15	15 22064	200	N	COTTONWOOD	PAUL CRONIN	CRONIN CONSTRUCTION	57.00	70.17	300	11,949.00	RES GARAGES & CARPORTS
05/14/15	15 22067	212	N	COTTONWOOD	PAUL CRONIN	CRONIN CONSTRUCTION	57.00	70.17	300	11,949.00	RES GARAGES & CARPORTS
05/05/15	15 21788	3321		SORA	PEREGRINE CAPITAL LLC	BUILDING DIMENSIONS INC	536.00	719.56	2,413	217,271.00	RES SINGLE FAMILY DWELLING

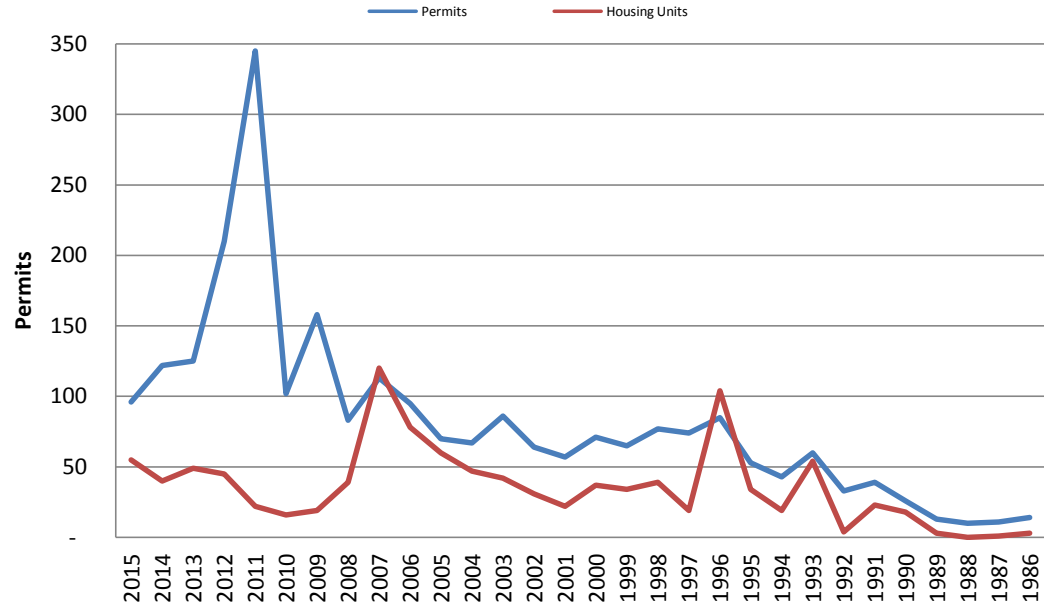
DATE	PERMIT #	ADDRESS	OWNER	CONTRACTOR	PERMIT FEE	PLAN CHECK	SQ FOOT	VALUATION	DESCRIPTION
05/05/15	15 21790	3326 SORA	PEREGRINE CAPITAL LLC	BUILDING DIMENSIONS INC	525.00	685.00	2,376	210,443.00	RES SINGLE FAMILY DWELLING
05/05/15	15 22112	2470 FARRIER	WILLIAMS, SEAN & ELIZABETH	OWNER IS GENERAL	1,322.00	1,491.19	5,903	337,827.00	RES SINGLE FAMILY DWELLING
05/06/15	14 21576	203 MATHEW BIRD	DANEVSKI, DRAGAN &	RIVERBEND BUILDERS,INC	669.00	842.71	2,981	277,968.00	RES SINGLE FAMILY DWELLING
05/06/15	15 21797	2959 TSCHACHE	MAHAR MONTANA HOMES LLC	VISION DEVELOPMENT INC	520.00	626.75	2,335	212,975.00	RES SINGLE FAMILY DWELLING
05/06/15	15 21956	3373 S 26TH	ANDREW HULBURT	MCINTOSH CONSTRUCTION	463.00	549.61	2,080	189,070.00	RES SINGLE FAMILY DWELLING
05/07/15	14 21616	4837 LOYAL	COVENANT INVESTMENTS INC	COOPER BUILDERS LLC	637.00	749.70	2,897	251,355.00	RES SINGLE FAMILY DWELLING
05/07/15	15 22101	4811 LOYAL	COVENANT INVESTMENTS INC	COOPER BUILDERS LLC	709.00	826.12	3,185	288,672.00	RES SINGLE FAMILY DWELLING
05/07/15	15 22201	3221 S 26TH	FIRST TIME HOME BUYERS LLC	KIRCHHOFF CONSTRUCTION	540.00	625.77	2,419	221,873.00	RES SINGLE FAMILY DWELLING
05/11/15	15 21630	4582 DANUBE	DRAKE, GARRETT L & KAITLIN N	ST CUSTOM HOMES LLC	978.00	1,128.82	4,204	445,330.00	RES SINGLE FAMILY DWELLING
05/14/15	15 21882	3359 S 26TH	JASON SHRAUGER	OLD MILL HOMES	644.00	785.44	2,887	263,846.00	RES SINGLE FAMILY DWELLING
05/19/15	15 22044	430 N COTTONWOOD	STEWART, LINDSEY	ASCENT HOME BUILDERS INC	407.00	517.25	1,806	171,942.00	RES SINGLE FAMILY DWELLING
05/19/15	15 22108	3660 LOLO	SKOGEN, ALLAN	CHASE-SKOGEN HOMES, INC	433.00	536.45	1,938	177,332.00	RES SINGLE FAMILY DWELLING
05/20/15	15 21667	3302 S 26TH	DA LAND CO	MOUNTAIN HIGH HOMES INC	746.00	845.75	3,348	304,880.00	RES SINGLE FAMILY DWELLING
05/20/15	15 22083	1048 BROOKDALE	HALL, JEFFREY W	STEVENSON CUSTOM HOMES, LLC	1,048.00	1,344.75	4,717	426,962.00	RES SINGLE FAMILY DWELLING
05/22/15	15 22160	2910 TSCHACHE	MARK NANIA	BUILDING DIMENSIONS INC	621.90	726.07	2,785	256,941.00	RES SINGLE FAMILY DWELLING
05/26/15	15 21633	2931 AUTUMN GROVE	ROI, LLC	ROI LLC	638.00	760.39	2,900	252,069.00	RES SINGLE FAMILY DWELLING
05/26/15	15 22088	952 KNOLLS	STEINMULLER, DAVID & PATRICIA	CHASE-SKOGEN HOMES, INC	535.00	621.13	2,385	222,104.00	RES SINGLE FAMILY DWELLING
05/26/15	15 22215	2912 WESTWIND	STEWART ENTERPRISES INC	STEWART ENTERPRISES INC	541.00	685.19	2,437	219,747.00	RES SINGLE FAMILY DWELLING
05/26/15	15 22216	3045 TSCHACHE	STEWART ENTERPRISES INC	STEWART ENTERPRISES INC	488.00	621.50	2,198	196,480.00	RES SINGLE FAMILY DWELLING
05/27/15	15 21990	2328 BOYLAN	BENTLEY, BRANDON L & JESSICA A	DEAD EYE DESIGN	798.00	884.15	3,532	338,649.00	RES SINGLE FAMILY DWELLING
05/27/15	15 22161	2915 TSCHACHE	MARK NANIA	BUILDING DIMENSIONS INC	611.00	720.75	2,730	251,777.00	RES SINGLE FAMILY DWELLING
05/29/15	15 21730	4265 EQUESTRIAN	KR DEVELOPMENT GROUP LLC	ROSET AND ASSOCIATES INC	905.00	978.35	4,071	368,049.00	RES SINGLE FAMILY DWELLING
05/26/15	15 22211	4444 DURSTON	WITT, LARRY A	MCINTOSH CONSTRUCTION	1,472.00	1,634.97	5,079	562,464.00	RES TRIPLEX, FOURPLEX
05/26/15	15 22213	4418 DURSTON	WITT, LARRY A	MCINTOSH CONSTRUCTION	1,472.00	1,634.97	5,079	562,464.00	RES TRIPLEX, FOURPLEX
05/27/15	15 22034	3321 WARBLER	TA, CHRISTIAN & MARGARET NGUYEN	MORGAN BUILDERS, LLC	1,464.00	1,795.73	4,780	581,066.00	RES TRIPLEX, FOURPLEX
05/13/15	14 20915	2448 GALLATIN GREEN	LEWENDAL, ANDERS	ANDERS LEWENDAL CONST, INC	2,648.00	3,027.68	11,385	1,123,319.00	RES 5+ UNITS
					<b>28,441.15</b>	<b>33,215.03</b>	<b>120,913</b>	<b>11,283,653.00</b>	
05/01/15	15 22171	412 BONNER	PARRISH, RICHARD M	HISA INC	94.50	96.21	-	11,500.00	RES ALTERATION
05/05/15	15 22104	1202 S MONTANA	RICHARD AND DIANE BLACK	T HANSON CONSTRUCTION COMPANY	578.75	499.05	-	150,000.00	RES ALTERATION
05/05/15	15 22168	2021 KNAAB	MCCARTY, JOSEPH C	EDGE CONSTRUCTION, LLC	94.50	78.82	-	10,000.00	RES ALTERATION
05/06/15	15 22162	2260 VIRGINIA CITY	BLISS, BRIAN C	HORLACHER CONSTRUCTION	109.50	88.57	288	11,471.00	RES ALTERATION
05/06/15	15 22202	1110 S PINECREST	SNIDER, SARA & NICHOLAS HOWARD	ESSENTIAL POINT CONSTRUCTION	162.00	140.08	-	19,000.00	RES ALTERATION
05/07/15	14 21510	421 E STORY	DAN & LINDA MCREINOLDS	MCREYNOLDS CONSTRUCTION	42.00	27.30	-	3,000.00	RES ALTERATION
05/14/15	15 22263	509 N 21ST	HOLLISTER LLC	PUNCH LIST PLUS LLC.	132.00	85.80	-	24,000.00	RES ALTERATION
05/20/15	15 22220	222 S 7TH	BROWN, JENNIFER &	PRINCE CONTRACTING, INC	49.50	76.87	-	4,000.00	RES ALTERATION
05/22/15	15 22206	703 S BLACK	WELBORN, LUKE & JILL STEPHENS	SILENT T CONSTRUCTION	154.50	135.21	-	20,000.00	RES ALTERATION
05/26/15	15 22247	504 N WILLSON	OMLAND, CHRIS	K2 CONSTRUCTION	230.75	149.99	-	29,623.00	RES ALTERATION
05/26/15	15 22305	126 S 15TH	SWANSON, ALAN	BEAR DESIGN LLC	26.75	17.39	-	800.00	RES ALTERATION
05/26/15	15 22306	210 S 15TH	WINNER, MARIA & DENNIS	BEAR DESIGN LLC	26.75	17.39	-	800.00	RES ALTERATION
05/29/15	15 22173	201 LINDLEY	NEUBAUER, WILLIAM & SUSAN	RISING SUN CONSTRUCTION	982.50	818.04	200	275,000.00	RES ALTERATION
05/06/15	15 22230	321 S 8TH	PENCE, RICHARD C & BELINDA	QUALITY ROOFING/SHEETMETAL,INC	72.00	-	-	6,695.00	RESIDENTIAL REROOF
05/08/15	15 22240	575 CONCORD	DICKINSON, BEVERLY H	PINNACLE ROOFING INC	94.50	-	-	9,200.00	RESIDENTIAL REROOF
05/13/15	15 22252	109 MINERAL	PLUMLEY, JENNIFER	NEHLS CONSTRUCTION INC	87.00	-	-	8,218.00	RESIDENTIAL REROOF
05/12/15	15 22249	1109 S PINECREST	COHEN, SUSAN L	GENERAL MAINTENANCE	26.75	17.39	-	2,000.00	WINDOW REPLACEMENT PERMIT
05/28/15	15 22317	2011 FAIRWAY	WM CONO PHASE III MASTER	GUARDIAN RESTORATION, INC	34.25	-	-	2,000.00	WINDOW REPLACEMENT PERMIT
05/28/15	15 22318	2011 FAIRWAY	WM CONO PHASE III MASTER	GUARDIAN RESTORATION, INC	34.25	-	-	2,000.00	WINDOW REPLACEMENT PERMIT
<b>May 2015: 96 Permits; 55 New Housing Units: \$14,957,365.00 Valuation</b>					<b>3,032.75</b>	<b>2,248.11</b>	<b>488</b>	<b>589,307.00</b>	
<b>May 2014: 122 Permits; 40 New Housing Units; \$19,583,786.00 Valuation</b>					<b>41,334.90</b>	<b>46,843.05</b>	<b>152,321</b>	<b>14,957,365.00</b>	

# Month of May

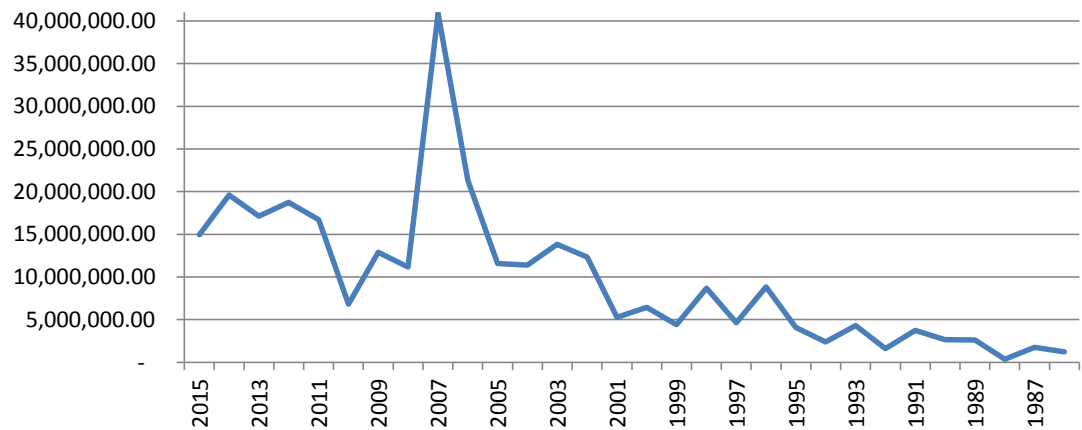
## THIRTY YEAR BUILDING PERMIT COMPARISON

Year	Housing		Valuation	Fiscal YTD	
	Permits	Units		Permits	Units
2015	96	55	14,957,365.00	990	670
2014	122	40	19,583,786.00	225	325
2013	125	49	17,107,970.00	411	109
2012	210	45	18,756,137.00	647	112
2011	345	22	16,699,690.00	969	60
2010	102	16	6,833,854.00	396	82
2009	158	19	12,893,328.00	423	35
2008	83	39	11,170,821.00	298	139
2007	113	120	40,888,511.00	364	282
2006	95	78	21,313,667.00	327	230
2005	70	60	11,584,111.00	341	343
2004	67	47	11,386,236.00	305	282
2003	86	42	13,833,452.00	316	190
2002	64	31	12,312,180.00	244	127
2001	57	22	5,262,492.00	222	131
2000	71	37	6,453,522.00	232	174
1999	65	34	4,419,206.00	216	121
1998	77	39	8,704,066.00	280	122
1997	74	19	4,632,229.00	299	120
1996	85	104	8,835,522.00	274	217
1995	53	34	4,074,468.00	264	93
1994	43	19	2,384,482.00	208	116
1993	60	54	4,320,645.00	183	120
1992	33	4	1,602,464.00	165	88
1991	39	23	3,724,618.00	102	49
1990	26	18	2,663,950.00	74	40
1989	13	3	2,618,989.00	45	19
1988	10	-	365,463.00	47	15
1987	11	1	1,748,515.00	58	7
1986	14	3	1,231,884.00	85	44

## Thirty Year Building Permit Comparison



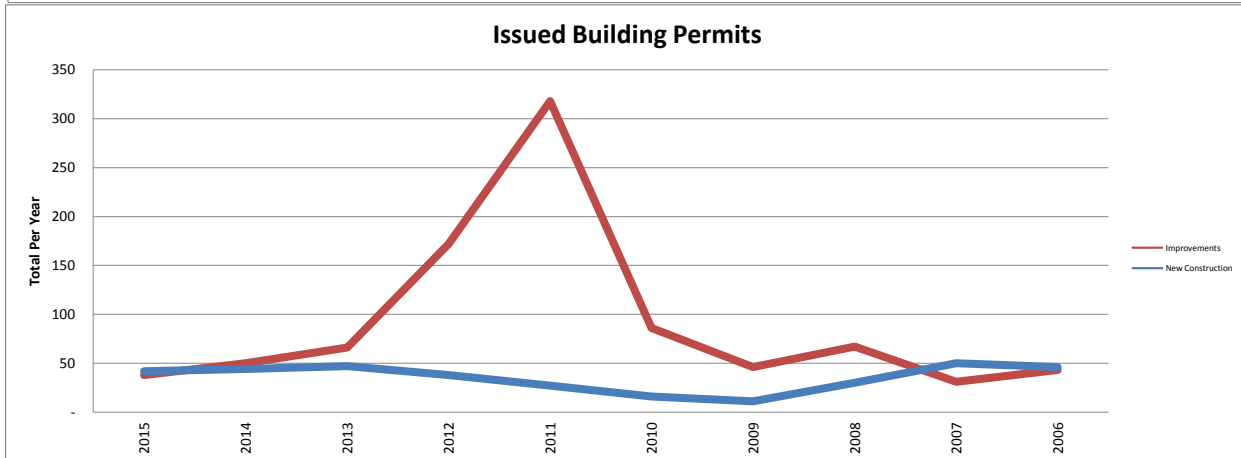
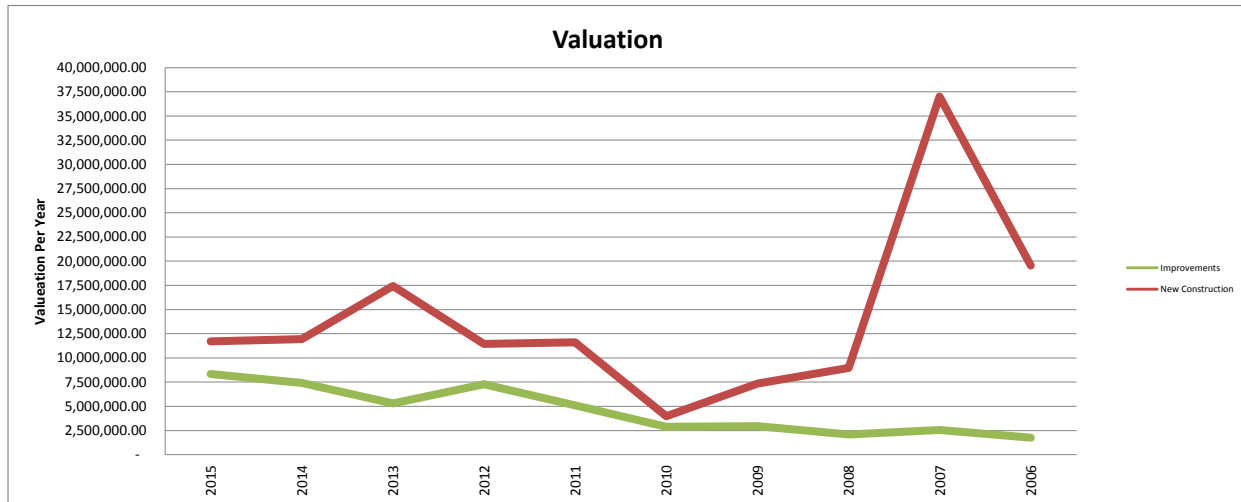
## Valuations



**SINGLE MONTH COMPARISON FOR 10 YEAR BUILDING PERMITS  
BUILDING DEPARTMENT -- CITY OF BOZEMAN**

	May-15		May-14		May-13		May-12		May-11	
	BP\U	Valuation	BP\U	Valuation	BP\U	Valuation	BP\U	Valuation	BP\U	Valuation
<b>New Construction</b>										
Single Family	23	6,103,562.00	28	6,866,851.00	43	10,354,177.00	28	6,920,235.00	22	4,557,904.00
Multi Family	4	2,829,313.00			2	4,459,115.00	3	2,019,970.00		
Duplex	2	772,906.00	6	2,638,167.00						
Townhomes	6	1,319,760.00	6	1,309,280.00			6	1,004,219.00		
Commercial	2	430,419.00	4	1,144,304.00	2	2,605,805.00	1	1,516,866.00	4	6,873,529.00
Other	5	258,112.00							1	188,064.00
<b>SUB-TOTAL</b>	<b>42</b>	<b>11,714,072.00</b>	<b>44</b>	<b>11,958,602.00</b>	<b>47</b>	<b>17,419,097.00</b>	<b>38</b>	<b>11,461,290.00</b>	<b>27</b>	<b>11,619,497.00</b>
<b>Improvements</b>										
Residential	19	5,893,607.00	19	298,603.00	34	519,516.00	83	1,994,647.00	225	2,243,253.00
Commercial	17	2,442,389.00	28	7,121,765.00	30	4,769,437.00	72	4,936,476.00	84	2,673,195.00
Fire Supression Systems	2	9,764.00	3	368.50	2	256.50	3	31,200.00	6	151,077.00
Other							14	332,524.00	3	12,668.00
<b>SUB-TOTAL</b>	<b>38</b>	<b>8,345,760.00</b>	<b>50</b>	<b>7,420,736.50</b>	<b>66</b>	<b>5,289,209.50</b>	<b>172</b>	<b>7,294,847.00</b>	<b>318</b>	<b>5,080,193.00</b>
<b>TOTAL PERMITS</b>	<b>80</b>	<b>20,059,832</b>	<b>94</b>	<b>19,379,338.50</b>	<b>113</b>	<b>22,708,306.50</b>	<b>210</b>	<b>18,756,137.00</b>	<b>345</b>	<b>16,699,690.00</b>

	May-10		May-09		May-08		May-07		May-06	
	BP\U	Valuation	BP\U	Valuation	BP\U	Valuation	BP\U	Valuation	BP\U	Valuation
<b>New Construction</b>										
Single Family	12	2,619,420.00	1	978,222.00	16	3,977,396.00	19	3,787,436.00	29	5,959,630.00
Multi Family	1	653,212.00	4	2,420,291.00	4	2,431,828.00	10	9,589,412.00	7\40	4,745,419.00
Duplex					1	181,845.00	6	2,321,110.00		
Townhomes					5	954,492.00	11	1,817,880.00	8	1,628,829.00
Commercial	3	697,000.00	6	3,954,756.00	3	1,342,258.00	4	19,509,899.00	9	7,222,699.00
Other					1	80,464.00				
<b>SUB-TOTAL</b>	<b>16</b>	<b>3,969,632.00</b>	<b>11</b>	<b>7,353,269.00</b>	<b>30</b>	<b>8,968,283.00</b>	<b>50</b>	<b>37,025,737.00</b>	<b>46</b>	<b>19,556,577.00</b>
<b>Improvements</b>										
Residential	48	391,942.00	92	900,061.00	17	553,206.00	25	705,344.00	15	391,422.00
Commercial	34	2,430,380.00	41	4,520,714.00	13	1,533,738.00	17	2,752,825.00	19	999,694.00
Fire Supression Systems	1	30,000.00	3	27,437.00	8	115,322.00	11	322,029.00	4	234,474.00
Other	3	11,900.00	9	91,847.00	16	80,736.00	11	82,576.00	5	131,500.00
<b>SUB-TOTAL</b>	<b>86</b>	<b>2,864,222.00</b>	<b>46</b>	<b>2,946,321</b>	<b>67</b>	<b>2,081,515.00</b>	<b>31</b>	<b>2,554,945.00</b>	<b>43</b>	<b>1,757,090.00</b>
<b>TOTAL PERMITS</b>	<b>102</b>	<b>6,833,854.00</b>	<b>57</b>	<b>10,299,590.00</b>	<b>97</b>	<b>11,049,798.00</b>	<b>81</b>	<b>2,554,945.00</b>	<b>89</b>	<b>21,313,667.00</b>



### IMPACT FEES CALENDAR YEAR 2015

MONTH	STREET	FIRE	WATER	WW	MONTHLY	YTD
January	30,874.17	6,964.70	30,874.17	55,475.70	68,713.04	68,713.04
February	118,361.10	4,966.32	24,896.04	41,788.48	190,011.94	258,724.98
March	363,072.79	22,129.86	158,809.74	95,577.67	639,590.06	898,315.04
April	435,803.65	23,498.37	196,514.47	144,060.29	799,876.78	1,698,191.82
May	241,311.58	16,662.61	121,866.18	70,901.82	450,742.19	2,148,934.01
June					-	
July					-	
August					-	
September					-	
October					-	
November					-	
December					-	

### BUILDING REVENUE, FISCAL YEAR 2015

MONTH	BUILDING	PLAN REVIEW	ELECTRIC	MECHANICAL/ PLUMBING	Fire Alarm/ Suppression	Penalty/ Other Fees	Monthly	FISCAL YTD
June 2015							-	
May 2015	37,369.86	32,873.72	10,858.50	17,349.00	1,215.00	729.00	100,395.08	1,279,522.69
April 2015	51,559.56	55,114.10	7,620.00	14,249.60	4.00	475.25	129,022.51	1,179,127.61
March 2015	43,987.27	60,442.44	7,705.00	13,298.62	231.00	1,473.00	127,137.33	1,050,105.10
February 2015	14,959.81	35,745.05	8,190.25	18,438.83	2,740.50	1,311.25	81,385.69	922,967.77
January 2015	21,467.00	44,290.54	3,959.25	9,409.60	635.00	422.75	80,184.14	841,582.08
December 2014	16,659.00	35,800.47	5,478.25	6,412.50	102.00	204.00	64,656.22	761,397.94
November 2014	62,875.58	30,802.48	12,026.36	8,730.58	832.00	370.25	115,637.25	696,741.72
October 2014	29,839.04	60,718.30	9,610.32	17,555.16	856.00	65.00	118,643.82	581,104.47
September 2014	64,855.90	45,306.53	9,176.50	11,678.50	1,251.50	1,319.50	133,588.43	462,460.65
August 2014	56,744.25	35,859.36	9,148.25	23,443.22	1,113.25	2,507.25	128,815.58	328,872.22
July 2014	83,341.05	83,995.37	9,504.00	17,640.35	-	5,575.87	200,056.64	200,056.64

Figures are for <b>May-15</b>	<b>Housing Starts</b>			<b>Remodels &amp; Additions</b> (includes fences, garages & reroofs)				
	<b>Permits</b>	<b>Valuation</b>	<b>Sq Footage</b>	<b>Residential</b>	<b>#</b>	<b>Valuation</b>		
<b>Single Family Residence</b>	23	6,103,562.00	68,527	<b>Commercial</b>	19	5,893,607.00		
<b>Duplex - 4 Units</b>	2	772,906.00	8,311		17	2,442,389.00		
<b>Multi-Plex - 19 Units</b>	4	2,829,313.00	26,323				<b>COMMERCIAL STARTS</b>	
<b>Townhome</b>	6	1,319,760.00	13,527		<b>Bldgs</b>	<b>Valuation</b>	<b>Sq Footage</b>	
<b>Other</b>	5	258,112.00	6,638					
<b>May Total:</b>	40	11,283,653	123,326	<b>CITY</b>	2	430,419.00	3,477	
<b>Total Fiscal Year:</b>	<b>367</b>	<b>129,308,573.00</b>	<b>1,370,716</b>	<b>Fiscal Total</b>	<b>69</b>	<b>42,775,641.00</b>	<b>347,016</b>	