

City of Bozeman



BUILDING INSPECTION DIVISION

BUILDING PERMIT REPORT

2015/FY 2015

FISCAL YEAR 2015

	Mar-2015		Mar-2014		FYTD as of March 2015		FYTD as of March 2014	
	THIS MONTH - FY2015		THIS MONTH - FY2014		FY TO DATE - FY2015		FY TO DATE - FY2014	
NEW CONSTRUCTION	NO	VALUATION	NO	VALUATION	NO.	VALUATION	NO	VALUATION
SINGLE FAMILY	27	8,095,291.00	29	5,945,689.00	216	53,645,620.00	261	63,045,527.00
DUPLEX	6	1,699,465.00	2	503,442.00	17	5,818,952.00	6	1,566,611.00
MULTI-FAMILY MARCH UNITS - 25	4	3,225,418.00			31	58,967,705.00	27	37,632,483.00
FISCAL YEAR TOTAL UNITS -349						349 Units		425 UNITS
MISC (GARAGE, SHED, ADU ETC.)					24	5,616,984.00	23	1,650,028.00
ASSEMBLY					-	-	-	-
BUSINESS	1	826,349.00	1	1,987,272.00	8	7,001,061.00	6	4,552,076.00
EDUCATIONAL					-	-	-	-
FACTORY					1	260,704.00	-	-
HAZARDOUS					2	1,463,805.00	1	855,486.00
INSTITUTIONAL					2	36,381,270.00	1	7,739,564.00
MERCHANTILE			1	622,144.00	2	1,774,424.00	1	855,486.00
MOTEL/HOTEL			1	8,867,603.00	1	6,518,358.00	1	5,914,986.00
STORAGE / OTHER	2	43,000.00			10	826,675.00	3	665,770.00
TOTAL	40	13,889,523.00	34	17,926,150.00	314	178,275,558.00	330	124,478,017.00
ADDITION/REMODEL	NO.	VALUATION	NO.	VALUATION	NO.	VALUATION	NO.	VALUATION
RESIDENTIAL	13	411,100.00	13	214,435.00	179	4,076,351.00	246	3,336,938.00
COMMERCIAL	24	2,890,568.00	10	618,999.00	144	31,549,332.00	157	11,406,437.00
TOTAL	37	3,301,668.00	23	833,434.00	323	35,625,683.00	403	14,743,375.00
CONSTRUCTION VALUE								
REVENUE	NO	AMOUNT	NO	AMOUNT	NO	AMOUNT	NO	AMOUNT
BUILDING	88	43,987.27	75	36,835.69	791	394,728.91	892	105,102.50
PLAN CHECK	136	60,442.44	314	51,713.20	1,259	433,023.04	1,920	379,849.37
ELECTRICAL	81	7,705.00	44	3,250.65	674	135,149.90	635	56,554.08
PLUMBING/MECHANICAL	139	13,298.62	83	8,913.50	1,095	126,607.36	1,055	96,407.86
FIRE ALARM /SPRINKLER SYSTEM	2	231.00	11	958.00	50	9,622.25	75	9,096.25
DEMOLITION	1	75.00	2	150.00	26	1,650.00	28	2,025.00
CODE ENFORCEMENT	1	75.00			6	600.00	2	150.00
SIGNS PERMITS	8	320.00	5	201.75	78	4,373.50	78	3,757.00
PENALTIES	8	634.50	4	316.50	47	6,185.00	18	1,705.00
EXTENSION FEES	3	225.00	11	950.00	24	1,800.00	43	2,398.00
INSPECTION FEES	-	-	1	75.00	11	975.00	12	1,350.65
MISC REVENUE	5	143.50	1	1,042.50	42	786.62	2	1,126.50
TOTAL	472	127,137.33	551	104,406.79	4,103	1,115,501.58	4,760	659,522.21

Mr Chris Kukulski
 City Manager
 PO Box 1230
 Bozeman MT 59771

Dear Mr Kukulski:

The following report is submitted to show the permits issued and fees charged for the month of March 2015. The list of building, plumbing and electrical permits are attached in addition to the monthly and yearly summary of housing and commercial building activity.

	2015		2014	
	No.	Fee	No.	Fee
Electrical Permits	81	7,705.00	44	3,250.65
Plumbing/Mechanical Permits	139	13,298.62	83	8,913.50
Moving Permits	-	-		
Demolition Permits	1	75.00	2	150.00
Fire Alarm/Suppression Systems	2	231.00	11	958.00
Inspection Fees	-	-	1	75.00
Sign Permits	8	320.00	5	201.75
Code Enforcement	1	75.00		
Penalty Fees	8	634.50	4	316.50
Plan Check Fees	136	60,442.44	314	51,713.20
Building Permits	87	43,987.27	75	36,835.69
SUB-TOTALS:	463	126,768.83	539	102,414.29
Other Bldg Div Rev.	5	143.50	1	1,042.50
Water Payback Fees				
New Water	42	12,553.40	33	12,323.73
New Sewer	42	882.00	34	714.00
Water/Sewer Inspection Fee	42	4,200.00	34	3,301.00
Water Renewal				
Sewer Renewal				
Eng. Maps/Prints/Docs	8	270.00	14	401.50
Floodplain Dev. Permits				
Storm Water Permit			1	250.00
Degradation Permit	1	136.80	1	118.00
Street Cut Permits	1	50.00	1	50.00
Street/Alley Vacation Fees				
Cash-in-Lieu of Water Rights	1	1,524.86		
Other Eng. Misc. Rev.				
Planning Docs/Maps				
Encroachment Permits	6	60.00	1	2,090.88
License Plate Fee				
Master Plan Amendment				
Subdivision Review Fees				
Improvements Agreement			2	12,378.93
Other Planning Div. Rev.	5	720.59	6	100.00
Zoning/Comm. Dev. Docs/Maps				
Deposits / Rent Chall Gardens				
Certificate of Appropriateness COA				
Zone Map/Code Amendments				
Pay-in-lieu of Parks	4	350.00	2	50.00
Planning & Zoning	37	22,206.07	45	40,893.15
Parade / Public Assembly Permit	9	3,570.00	3	675.00
Film Permit	4	120.00		
Annexation Fees				
V & A - Appeals				
V & A - Variances				
Other Zoning/CD Rev/Sign Tag				
Planned Unit Development - PUD				
Street Impact Fees	50	363,072.79	32	163,597.02
Fire Impact Fees	46	22,129.86	33	21,217.83
Water Impact Fees	44	158,809.74	34	97,098.40
WasteWater Impact Fees	44	95,577.67	33	68,335.35
SUB-TOTAL:	391	686,377.28	310	424,637.29
TOTAL RECEIPTS:	854	813,146.11	849	527,051.58

Respectfully submitted,

Bob Risk
 Chief Building Official

March 2015 - Building Permits

DATE	PERMIT #	ADDRESS		OWNER	CONTRACTOR	PERMIT FEE	PLAN CHECK	SQ FOOT	VALUATION	DESCRIPTION
03/06/15	14 21455	1232	N 15TH	OAKWAY LLC	WALKER CONSTRUCTION	1,711.00	2,235.19	7,128	826,349.00	COMM OFFICES, BANKS, PROF.BLDGS
03/19/15	15 21973	701	GOLD	BARNARD, TIMOTHY	KEARNS CONSTRUCTION COMPANY	207.00	191.66	-	25,000.00	COMM OTHER SHELTER, NON-HOUSEK.
03/11/15	14 21554	1951	DURSTON	ROCKY MOUNTAIN OIL INC	ROSET AND ASSOCIATES INC	154.50	100.43	120	18,000.00	COMM STRUCTURES OTHER THAN BLD
						2,072.50	2,527.28	7,248	869,349.00	
03/04/15	15 21732	2595	SIMMENTAL	ANTHONY WAYNE OIL CORP	CORNERSTONE CONSTRUCTION LLC	64.50	74.11	-	5,437.00	COMM TENANT IMPROVEMENT
03/05/15	14 21302	15	S TRACY	T CRAWFORD ENTERPRISES	R & R TAYLOR CONSTRUCTION, INC	548.75	-	-	120,000.00	COMM TENANT IMPROVEMENT
03/06/15	14 21386	1459	N 19TH	STONE RIDGE PARTNERS LLC	INK CONSTRUCTION LLC	49.50	1,301.96	3,325	268,934.00	COMM TENANT IMPROVEMENT
03/06/15	15 21668	915	HIGHLAND	BOZEMAN DEACONESS HOSPITAL	MARTEL CONSTRUCTION, INC	1,710.50	2,064.42	-	540,000.00	COMM TENANT IMPROVEMENT
03/06/15	15 21880	290	W KAGY	LEVEL INVESTORS LLC	MARSH CONCRETE LANDSCAPING LLC	79.50	69.07	-	7,500.00	COMM TENANT IMPROVEMENT
03/10/15	13 20014	421	N BROADWAY	BRODIE, CHARLES	OASIS TELECOM	53.50	69.56	-	2,000.00	COMM TENANT IMPROVEMENT
03/10/15	14 20480	0	MSU - SUB (STRAND UNIC	MONTANA STATE UNIVERSITY	SWANK ENTERPRISES	87.00	4,096.79	-	1,200,000.00	COMM TENANT IMPROVEMENT
03/11/15	15 21869	104	E MAIN	ATLANTIC FINANCIAL GROUP LTD	SIEVERT CONSTRUCTION, INC	230.75	149.99	-	30,000.00	COMM TENANT IMPROVEMENT
03/11/15	15 21875	7	W MAIN	SUMMIT PROPERTIES LLC	CONSTRUCTIVE SOLUTIONS INC	42.00	27.30	-	3,000.00	COMM TENANT IMPROVEMENT
03/16/15	15 21777	518	PROFESSIONAL	MCKAY, SANDRA	ROOST FRIED CHICKEN	42.00	185.09	-	3,000.00	COMM TENANT IMPROVEMENT
03/16/15	15 21864	2006	W BABCOCK	FEN INVESTMENTS LLC	4G PROPERTY MGT	79.50	106.28	-	8,000.00	COMM TENANT IMPROVEMENT
03/16/15	15 21874	601	NIKLES	HAUG,DAVID/MARY 40%;E HAUG 20%	MCCANN DESIGN & BUILD	26.75	76.70	-	2,000.00	COMM TENANT IMPROVEMENT
03/18/15	15 21862	867	S 29TH	MITCHELL DEVELOPMENT	MITCHELL DEVELOPMENT GROUP	245.00	294.62	1,693	32,200.00	COMM TENANT IMPROVEMENT
03/19/15	15 21673	624	N WALLACE	WACKAMOLEY LLC	BIG-D SIGNATURE, LLC	593.75	497.09	-	135,000.00	COMM TENANT IMPROVEMENT
03/20/15	15 21675	2820	W COLLEGE	BIG SKY PUBLISHING LLC	DUNNE COMMUNICATIONS INC	94.50	61.43	-	10,000.00	COMM TENANT IMPROVEMENT
03/20/15	15 21676	867	S 29TH	MITCHELL DEVELOPMENT	DUNNE COMMUNICATIONS INC	94.50	61.43	-	10,000.00	COMM TENANT IMPROVEMENT
03/24/15	15 21763	1609	S 11TH	TOWN AND COUNTRY FOODS S 11TH	BBG CONTRACTORS	512.75	698.59	5,695	107,757.00	COMM TENANT IMPROVEMENT
03/25/15	15 21777	518	PROFESSIONAL	MCKAY, SANDRA	ROOST FRIED CHICKEN	49.50	185.09	-	3,000.00	COMM TENANT IMPROVEMENT
03/26/15	15 22036	35	E MAIN	GPF-POWDERHORN LLC	R & R TAYLOR CONSTRUCTION, INC	49.50	-	-	3,500.00	COMM TENANT IMPROVEMENT
03/27/15	15 21863	1325	N 7TH	GRAN TREE HOTELS LP	ALPINE CUSTOMS INC	776.25	612.79	-	200,000.00	COMM TENANT IMPROVEMENT
03/30/15	15 21708	1531	W MAIN	400 MARION INC	CORSTONE CONTRACTORS, LLC	413.75	725.41	-	77,000.00	COMM TENANT IMPROVEMENT
03/04/15	15 21899	2304	N 7TH	STATE OF MONTANA	QUALITY ROOFING/SHEETMETAL,INC	491.75	-	-	100,975.00	COMMERCIAL REROOF
03/09/15	15 21936	920	W MAIN	THE COMMUNITY FOOD CO-OP INC	SICKLER ROOFING SERVICE	72.00	-	-	7,000.00	COMMERCIAL REROOF
03/24/15	15 22030	225	S BLACK	FIRST LUTHERAN CHURCH	SICKLER ROOFING SERVICE	132.00	-	-	14,265.00	COMMERCIAL REROOF
						6,539.50	11,357.72	10,713	2,890,568.00	
03/31/15	15 22031	602	N WILLSON	BURNETT, TESSA	GRAYLING CREEK CONSTRUCTION LL	75.00	-	-	8,500.00	DEMOLITION PERMIT
						75.00			8,500.00	
03/04/15	14 21111	803	E MAIN	TOWN PUMP INC	R & R TAYLOR CONSTRUCTION, INC	166.50	108.23	-	17,000.00	FIRE PROTECTION SYSTEMS PERMIT
03/17/15	13 18833	3735	GALLOWAY	Rockworth Companies	RIMROCK CONSTRUCTION LLC	64.50	7,409.05	-	6,000.00	FIRE PROTECTION SYSTEMS PERMIT
						231.00	7,517.28	-	23,000.00	
03/02/15	15 21754	119	N 7TH	EXTHER SCHWIER	YESCO LLC	26.75	17.39	-	1,124.00	SIGN PERMIT
03/10/15	15 21724	867	S 29TH	MITCHELL DEVELOPMENT	SIGN PRODUCTS, INC	49.50	32.18	-	3,515.00	SIGN PERMIT
03/11/15	15 21808	131	E MAIN	SHANNON GRADY NYGARD LLC	SIGN SOLUTIONS BOZEMAN	26.75	17.39	-	527.00	SIGN PERMIT
03/11/15	15 21866	2308	DURSTON	WESTERN SHAMBALLA INC	RENAISSANCE RENOVATIONS LLC	26.75	17.39	-	300.00	SIGN PERMIT
03/24/15	15 21809	1735	W OAK	BRIDGER PEAKS LLC	SIGN SOLUTIONS BOZEMAN	42.00	27.30	-	2,796.00	SIGN PERMIT
03/25/15	15 21867	1735	W OAK	BRIDGER PEAKS LLC	SIGNS OF MONTANA	57.00	37.05	-	4,306.00	SIGN PERMIT
03/26/15	15 21795	1459	N 19TH	STONE RIDGE PARTNERS LLC	SIGNS OF MONTANA	64.50	41.93	-	5,350.00	SIGN PERMIT
03/27/15	14 21206	209	S WILLSON	BORQUIST, CARL	OWNER IS GENERAL	26.75	17.39	-	500.00	SIGN PERMIT
						320.00	208.02	-	18,418.00	
03/26/15	15 21623	683	ROSA	SHANE COLLINS CONSTRUCTION INC	SHANE COLLINS CONSTRUCTION INC	483.00	563.24	2,147	202,578.00	RES ATTACHED SFD
03/26/15	15 21624	699	ROSA	SHANE COLLINS CONSTRUCTION INC	SHANE COLLINS CONSTRUCTION INC	373.00	461.39	1,653	156,000.00	RES ATTACHED SFD
03/26/15	15 21625	687	ROSA	SHANE COLLINS CONSTRUCTION INC	SHANE COLLINS CONSTRUCTION INC	609.00	679.90	2,714	253,122.00	RES ATTACHED SFD
03/26/15	15 21626	691	ROSA	SHANE COLLINS CONSTRUCTION INC	SHANE COLLINS CONSTRUCTION INC	609.00	679.90	2,714	253,122.00	RES ATTACHED SFD
03/13/15	14 21310	866	SANDERS	MEYER GARRITY GROUP	MEYER-GARRITY GROUP LLC	921.00	1,085.79	4,152	373,721.00	RES DUPLEX (2 UNITS)
03/16/15	15 21705	726	FORESTGLEN	FRUH, ADAM MARTI	TRIPLE MT CONSTRUCTION	914.00	1,069.56	4,114	372,076.00	RES DUPLEX (2 UNITS)
03/27/15	15 21736	3583	ANNIE	ASCH LLC	HIDDEN RIDGE CONSTRUCTION LLC	570.00	677.93	2,534	238,417.00	RES DUPLEX (2 UNITS)
03/27/15	15 21749	3571	ANNIE	ASCH LLC	HIDDEN RIDGE CONSTRUCTION LLC	570.00	339.43	2,534	238,417.00	RES DUPLEX (2 UNITS)
03/27/15	15 21750	3551	ANNIE	ASCH LLC	HIDDEN RIDGE CONSTRUCTION LLC	570.00	339.43	2,534	238,417.00	RES DUPLEX (2 UNITS)
03/27/15	15 21751	3559	ANNIE	ASCH LLC	HIDDEN RIDGE CONSTRUCTION LLC	570.00	339.43	2,534	238,417.00	RES DUPLEX (2 UNITS)
03/02/15	15 21764	860	KNOLLS	MARONEY, ANN U	CHASE-SKOGEN HOMES, INC	444.00	546.63	1,999	179,563.00	RES SINGLE FAMILY DWELLING
03/02/15	15 21780	1357	KENYON	BOZEMAN DEACONESS REAL ESTATE	CHASE-SKOGEN HOMES, INC	444.00	551.51	1,999	179,563.00	RES SINGLE FAMILY DWELLING
03/04/15	15 21740	3291	S 26TH	MCINTOSH CONSTRUCTION	MCINTOSH CONSTRUCTION	463.00	539.86	2,080	189,070.00	RES SINGLE FAMILY DWELLING

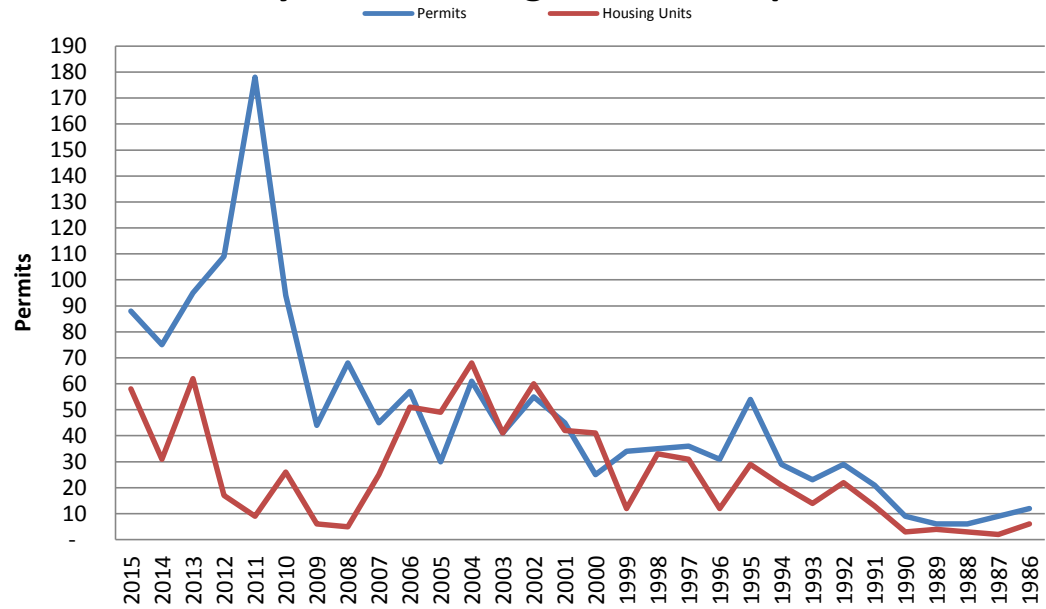
DATE	PERMIT #	ADDRESS		OWNER	CONTRACTOR	PERMIT FEE	PLAN CHECK	SQ FOOT	VALUATION	DESCRIPTION
03/09/15	15 21718	3365	S 26TH	MCINTOSH CONSTRUCTION	MCINTOSH CONSTRUCTION	606.00	701.51	2,693	254,005.00	RES SINGLE FAMILY DWELLING
03/09/15	15 21782	2246	LASSO	ARNOLD, AMANDA	OWNER IS GENERAL	957.00	1,143.48	4,281	395,451.00	RES SINGLE FAMILY DWELLING
03/09/15	15 21796	2977	TSCHACHE	MAHAR MONTANA HOMES LLC	VISION DEVELOPMENT INC	541.00	651.06	2,420	224,028.00	RES SINGLE FAMILY DWELLING
03/09/15	15 21798	2995	TSCHACHE	MAHAR MONTANA HOMES LLC	VISION DEVELOPMENT INC	520.00	626.75	2,335	212,975.00	RES SINGLE FAMILY DWELLING
03/12/15	15 21698	1489	KENYON	ARSENAULT,SHIRLEY M & DENNIS H	CHASE-SKOGEN HOMES, INC	522.00	638.35	2,332	215,896.00	RES SINGLE FAMILY DWELLING
03/16/15	14 21220	2422	MILKHOUSE	ROI LLC	ROI LLC	560.75	674.22	2,384	220,743.00	RES SINGLE FAMILY DWELLING
03/18/15	15 21840	1752	MIDFIELD	DANIEL RANIERI	GREEN MOUNTAIN ELECTRIC	784.00	915.07	3,492	328,661.00	RES SINGLE FAMILY DWELLING
03/23/15	14 21502	210	N TRACY	BLOCK M LLC	ROTHERHAM CONSTRUCTION, INC	975.75	1,214.48	4,161	405,416.00	RES SINGLE FAMILY DWELLING
03/23/15	14 21601	209	N BLACK	BLOCK M LLC	ROTHERHAM CONSTRUCTION, INC	975.75	1,214.48	4,191	405,416.00	RES SINGLE FAMILY DWELLING
03/23/15	14 21602	6	E BEALL	BLOCK M LLC	ROTHERHAM CONSTRUCTION, INC	821.00	1,061.44	3,648	345,186.00	RES SINGLE FAMILY DWELLING
03/23/15	14 21603	8	E BEALL	BLOCK M LLC	ROTHERHAM CONSTRUCTION, INC	708.00	956.82	3,165	294,022.00	RES SINGLE FAMILY DWELLING
03/23/15	14 21604	10	E BEALL	BLOCK M LLC	ROTHERHAM CONSTRUCTION, INC	975.00	1,213.78	4,303	417,281.00	RES SINGLE FAMILY DWELLING
03/23/15	14 21605	16	E BEALL	BLOCK M LLC	ROTHERHAM CONSTRUCTION, INC	808.00	1,049.41	3,594	339,466.00	RES SINGLE FAMILY DWELLING
03/23/15	14 21606	18	E BEALL	BLOCK M LLC	ROTHERHAM CONSTRUCTION, INC	708.00	956.82	3,165	294,022.00	RES SINGLE FAMILY DWELLING
03/23/15	14 21607	20	E BEALL	BLOCK M LLC	ROTHERHAM CONSTRUCTION, INC	808.00	1,049.41	3,594	339,466.00	RES SINGLE FAMILY DWELLING
03/24/15	15 21669	2900	SPRING MEADOWS	VELOCITY DEVELOPMENT LLC	BRIDGER PEAK CONST G MEGARGEL	1,469.00	1,617.56	6,517	619,818.00	RES SINGLE FAMILY DWELLING
03/24/15	15 21814	2109	KNAAB	HIETALA, ROBERT S & ELIZABETH	CONSTRUCTIVE SOLUTIONS INC	997.00	1,219.53	4,451	414,912.00	RES SINGLE FAMILY DWELLING
03/25/15	15 21720	3253	S 26TH	MT. VIEW HOMES INC	AARON MILLS CONSTRUCTION	488.00	567.88	2,189	199,889.00	RES SINGLE FAMILY DWELLING
03/27/15	15 21678	1226	BOYLAN	COK, JONATHAN M & SOPHIA M	E G CONSTRUCTION LLC	1,155.00	1,268.32	5,124	488,054.00	RES SINGLE FAMILY DWELLING
03/30/15	15 21868	3350	MONIDA	ASCENT PROPERTY GROUP LLC	MOUNTAIN HIGH HOMES INC	650.00	756.86	2,954	267,566.00	RES SINGLE FAMILY DWELLING
03/09/15	14 21309	856	SANDERS	MEYER-GARRITY GROUP LLC	MEYER-GARRITY GROUP LLC	1,209.00	724.71	5,466	457,470.00	RES TRIPLEX, FOURPLEX
03/13/15	14 21306	850	SANDERS	MEYER-GARRITY GROUP LLC	MEYER-GARRITY GROUP LLC	1,209.00	1,449.45	5,466	457,470.00	RES TRIPLEX, FOURPLEX
03/13/15	14 21308	860	SANDERS	MEYER-GARRITY GROUP LLC	MEYER-GARRITY GROUP LLC	1,209.00	724.71	5,466	457,470.00	RES TRIPLEX, FOURPLEX
03/31/15	15 21953	3045	N 27TH	CHASE SKOGEN CONSTRUCTION	CHASE-SKOGEN HOMES, INC	4,371.00	2,503.39	18,797	1,853,008.00	RES 5+ UNITS
						27,196.25	30,270.10	121,099	13,020,174.00	
03/03/15	15 21793	514	N TRACY	MARCINEK, MATTHEW A	SHAHN STEELE CORPORATION	371.50	342.89	-	63,100.00	RES ADDITION
03/02/15	15 21770	514	MORROW	ALBERS, LUCAS B & REBECCA A	GRADEN CONSTRUCTION, INC	748.75	651.47	3,100	190,000.00	RES ALTERATION
03/04/15	15 21715	311	N PLUM	PRENDERGAST, SHANNON	PRENDERGAST PROPERTIES	26.75	17.39	-	500.00	RES ALTERATION
03/04/15	15 21819	1013	E OLIVE	SOBEK, DURWARD K II & SARA R	MONTANA CONSTRUCTION WORKS	207.00	196.46	-	25,000.00	RES ALTERATION
03/05/15	15 21670	141	CHOUTEAU	KIRSCHENBAUM, HARRY & EILEEN	BUFFALO RESTORATION, INC	192.00	498.90	-	22,500.00	RES ALTERATION
03/05/15	15 21784	4321	E GRAF	GUILBERT, MICHAEL JAMES	KANE CARPENTRY & REMODELING LL	147.00	167.54	-	24,000.00	RES ALTERATION
03/05/15	15 21815	704	S WILLSON	TAYLOR, KRISTIN ANN & BUCK M	PRINCE CONTRACTING, INC	207.00	235.79	-	25,000.00	RES ALTERATION
03/06/15	15 21727	506	E BABCOCK	WILLIAMS, MATTHEW W &	GRAYLING CREEK CONSTRUCTION LL	199.50	164.46	-	24,000.00	RES ALTERATION
03/20/15	15 21974	1117	W DICKERSON	WILSON III, KENDRICK R	SLEV INC	139.50	144.15	-	16,000.00	RES ALTERATION
03/23/15	15 22024	109	N 9TH	OSBORNE CHARLES R & LOIS M	OWNER IS GENERAL	26.75	-	-	1,500.00	RES ALTERATION
03/27/15	15 22039	911	W STORY	SANDERS, SHANE & AMY	LOUIS S CENTA	42.00	27.30	-	3,000.00	RES ALTERATION
03/09/15	15 21935	309	S 13TH	BERTINO, JANET D	SHEDHORN CONSTRUCTION	72.00	-	-	6,500.00	RESIDENTIAL REROOF
03/09/15	15 21946	609	OXFORD	HIETALA, ROBERT S & ELIZABETH	CONSTRUCTIVE SOLUTIONS INC	94.50	-	-	10,000.00	RESIDENTIAL REROOF
March 2015: 88 Permits; 58 New Housing Units; \$17,241,109.00 Valuation						2,474.25	2,446.35	3,100	411,100.00	
March 2014: 75 Permits; 31 New Housing Units; \$20,082,404.00 Valuation						38,908.50	54,326.75	142,160	17,241,109.00	

Month of March

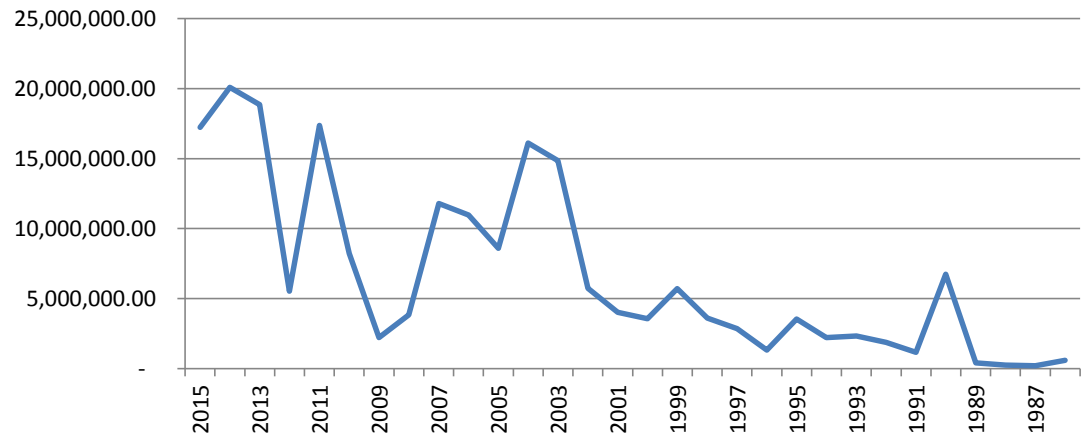
THIRTY YEAR BUILDING PERMIT COMPARISON

Year	Housing		Fiscal YTD	Fiscal YTD	
	Permits	Units		Permits	Units
2015	88	58	17,241,109.00	792	572
2014	75	31	20,082,404.00	625	292
2013	95	62	18,848,923.00	477	241
2012	109	17	5,518,985.00	420	223
2011	178	9	17,374,282.00	1,783	189
2010	94	26	8,221,489.00	3,072	206
2009	44	6	2,218,610.00	1,274	180
2008	68	5	3,831,004.00	1,044	249
2007	45	25	11,802,228.00	900	758
2006	57	51	10,962,014.00	832	670
2005	30	49	8,580,985.00	893	954
2004	61	68	16,112,357.00	964	879
2003	41	41	14,860,019.00	853	614
2002	55	60	5,734,666.00	806	526
2001	45	42	4,009,425.00	682	422
2000	25	41	3,554,059.00	629	415
1999	34	12	5,699,393.00	672	546
1998	35	33	3,617,603.00	736	423
1997	36	31	2,843,423.00	787	309
1996	31	12	1,318,553.00	757	454
1995	54	29	3,536,645.00	736	474
1994	29	21	2,210,391.00	493	323
1993	23	14	2,317,422.00	533	339
1992	29	22	1,864,515.00	442	231
1991	21	13	1,151,439.00	340	215
1990	9	3	6,731,478.00	229	106
1989	6	4	417,420.00	166	80
1988	6	3	241,560.00	137	47
1987	9	2	208,800.00	190	48
1986	12	6	592,304.00	236	113

Thirty Year Building Permit Comparison



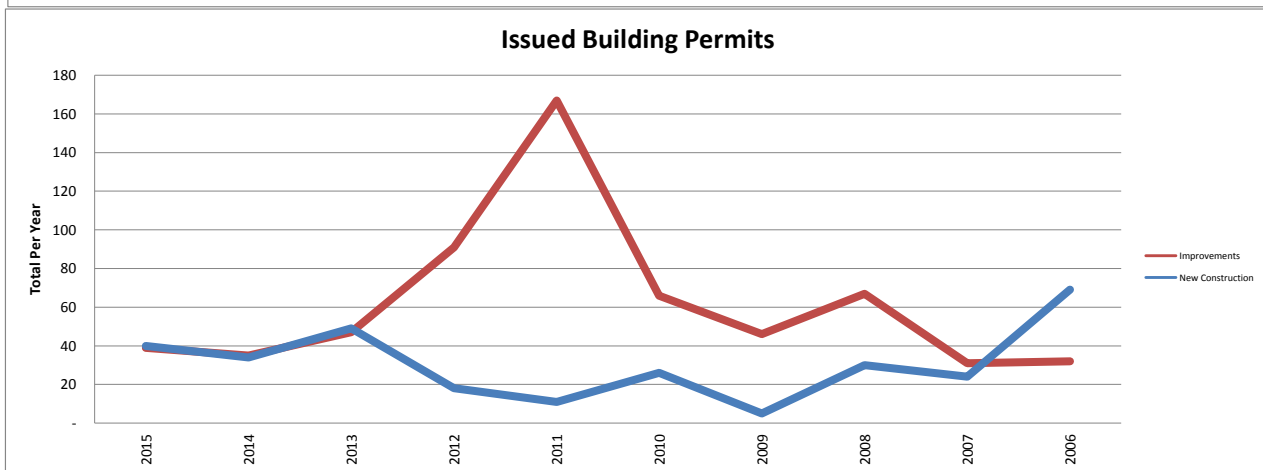
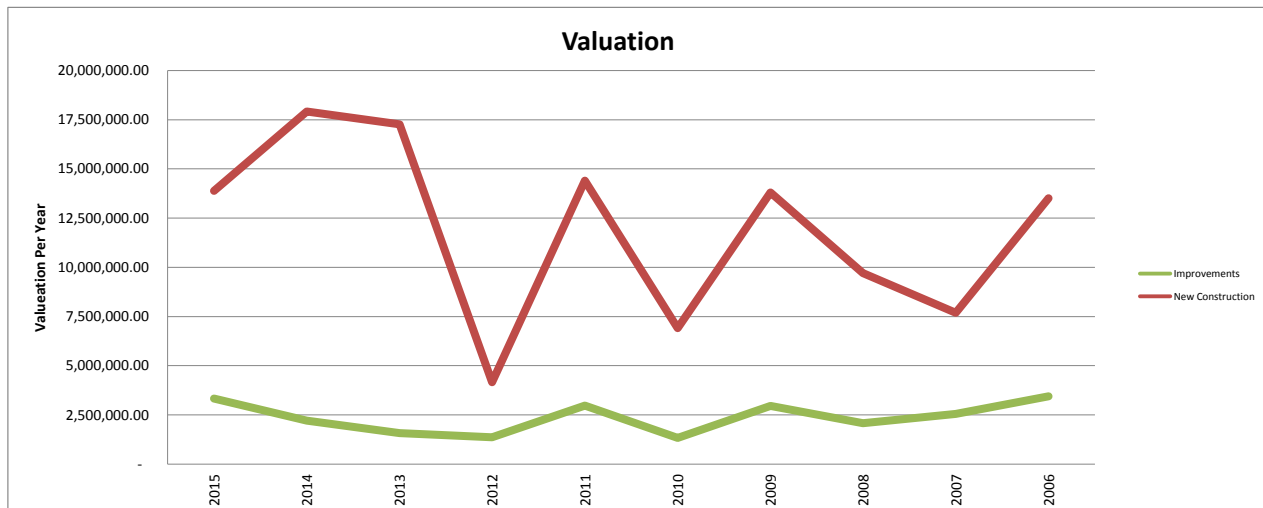
Valuations



**SINGLE MONTH COMPARISON FOR 10 YEAR BUILDING PERMITS
BUILDING DEPARTMENT -- CITY OF BOZEMAN**

	Mar-15		Mar-14		Mar-13		Mar-12		Mar-11	
	BP\U	Valuation	BP\U	Valuation	BP\U	Valuation	BP\U	Valuation	BP\U	Valuation
New Construction										
Single Family	23	7,230,469.00	17	4,103,754.00	34	8,310,968.00	15	3,628,156.00	9	2,269,785.00
Multi Family	4	3,225,418.00			4	1,683,471.00				
Duplex	6	1,699,465.00	2	503,442.00	1	348,603.00				
Townhomes	4	864,822.00	12	1,841,935.00	8	1,469,502.00	2	378,608.00		
Commercial	3	869,349.00	3	11,477,019.00	2	5,459,075.00	1	153,890.00	2	12,134,156.00
Other										
SUB-TOTAL	40	13,889,523.00	34	17,926,150.00	49	17,271,619.00	18	4,160,654.00	11	14,403,941.00
Improvements										
Residential	13	411,100.00	13	214,435.00	21	622,534.00	47	476,846.00	127	1,200,364.00
Commercial	24	2,890,568.00	11	1,718,799.00	25	927,770.00	27	708,208.00	36	1,688,337.00
Fire Supression Systems	2	23,000.00	11	273,010.00	1	29,045.00	4	26,463.00	2	42,590.00
Other							13	146,814.00	2	39,050.00
SUB-TOTAL	39	3,324,668.00	35	2,206,244.00	47	1,579,349.00	91	1,358,331.00	167	2,970,341.00
TOTAL PERMITS	79	17,214,191	69	20,132,394.00	96	18,850,968.00	109	5,518,985.00	178	17,374,282.00

	Mar-10		Mar-09		Mar-08		Mar-07		Mar-06	
	BP\U	Valuation	BP\U	Valuation	BP\U	Valuation	BP\U	Valuation	BP\U	Valuation
New Construction										
Single Family	20	4,151,437.00	3	514,609.00	12	2,375,012.00	20	4,641,866.00	39	6,521,281.00
Multi Family					4	2,489,197.00	1	525,974.00	5	2,088,657.00
Duplex					2	727,308.00			13	3,435,178.00
Townhomes	4	1,132,445.00			8	1,317,900.00			12	1,462,970.00
Commercial	2	1,615,464.00	2	13,290,602.00	3	2,714,084.00	3	2,513,722.00		
Other					1	80,464.00				
SUB-TOTAL	26	6,899,346.00	5	13,805,211.00	30	9,703,965.00	24	7,681,562.00	69	13,508,086.00
Improvements										
Residential	39	361,990.00	42	479,179.00	12	386,221.00	13	416,633.00	13	186,300.00
Commercial	16	866,440.00	39	6,395,654.00	14	1,287,534.00	12	304,464.00	14	3,144,550.00
Fire Supression Systems	3	7,001.00	6	69,993.00	4	37,027.00	5	277,900.00	5	111,420.00
Other	8	86,712.00	2	6,900.00	6	141,500.00	3	18,000.00		
SUB-TOTAL	66	1,322,143.00	46	2,946,321	67	2,081,515.00	31	2,554,945.00	32	3,442,270.00
TOTAL PERMITS	92	8,221,489.00	51	16,751,532.00	97	11,785,480.00	55	2,554,945.00	101	16,950,356.00



IMPACT FEES CALENDAR YEAR 2015

MONTH	STREET	FIRE	WATER	WW	MONTHLY	YTD
January	30,874.17	6,964.70	30,874.17	55,475.70	68,713.04	68,713.04
February	118,361.10	4,966.32	24,896.04	41,788.48	190,011.94	258,724.98
March	363,072.79	22,129.86	158,809.74	95,577.67	639,590.06	898,315.04
April					-	
May					-	
June					-	
July					-	
August					-	
September					-	
October					-	
November					-	
December					-	

BUILDING REVENUE, FISCAL YEAR 2015

MONTH	BUILDING	PLAN REVIEW	ELECTRIC	MECHANICAL/ PLUMBING	Fire Alarm/ Suppression	Penalty/ Other Fees	Monthly	FISCAL YTD
June 2015							-	
May 2015							-	
April 2015							-	
March 2015	43,987.27	60,442.44	7,705.00	13,298.62	231.00	1,473.00	127,137.33	1,050,105.10
February 2015	14,959.81	35,745.05	8,190.25	18,438.83	2,740.50	1,311.25	81,385.69	922,967.77
January 2015	21,467.00	44,290.54	3,959.25	9,409.60	635.00	422.75	80,184.14	841,582.08
December 2014	16,659.00	35,800.47	5,478.25	6,412.50	102.00	204.00	64,656.22	761,397.94
November 2014	62,875.58	30,802.48	12,026.36	8,730.58	832.00	370.25	115,637.25	696,741.72
October 2014	29,839.04	60,718.30	9,610.32	17,555.16	856.00	65.00	118,643.82	581,104.47
September 2014	64,855.90	45,306.53	9,176.50	11,678.50	1,251.50	1,319.50	133,588.43	462,460.65
August 2014	56,744.25	35,859.36	9,148.25	23,443.22	1,113.25	2,507.25	128,815.58	328,872.22
July 2014	83,341.05	83,995.37	9,504.00	17,640.35	-	5,575.87	200,056.64	200,056.64

