

City of Bozeman



BUILDING INSPECTION DIVISION

BUILDING PERMIT REPORT

January 2015/FY 2015

FISCAL YEAR 2015

	Jan-2015		Jan-2014		FYTD as of January 2015		FYTD as of January 2014	
	THIS MONTH - FY2015		THIS MONTH - FY2014		FY TO DATE - FY2015		FY TO DATE - FY2014	
NEW CONSTRUCTION	NO	VALUATION	NO	VALUATION	NO.	VALUATION	NO	VALUATION
SINGLE FAMILY	21	4,798,304.00	18	4,251,067.00	175	41,792,793.00	223	54,962,068.00
DUPLEX			-	-	11	4,119,487.00	4	1,566,611.00
MULTI-FAMILY JAN UNITS - 0			1	707,892.00	27	55,742,287.00	27	37,632,483.00
FISCAL YEAR TOTAL UNITS -324						324 Units		423 Units
MISC (GARAGE, SHED, ADU ETC.)			1	85,501.00	24	5,616,984.00	22	1,626,130.00
ASSEMBLY					-	-	-	-
BUSINESS			1	1,987,272.00	7	6,174,712.00	6	4,552,076.00
EDUCATIONAL					-	-	-	-
FACTORY					1	260,704.00	-	-
HAZARDOUS					2	1,463,805.00	1	855,486.00
INSTITUTIONAL					2	36,381,270.00	1	7,739,564.00
MERCHANTILE					2	1,774,424.00	1	855,486.00
MOTEL/HOTEL					1	6,518,358.00	1	5,914,986.00
STORAGE / OTHER	2	12,630.00	1	600,000.00	8	783,675.00	2	665,770.00
TOTAL	23	4,810,934.00	22	7,631,732.00	260	160,628,499.00	288	116,370,660.00
ADDITION/REMODEL	NO.	VALUATION	NO.	VALUATION	NO.	VALUATION	NO.	VALUATION
RESIDENTIAL	12	180,131.00	11	160,079.00	157	3,522,471.00	233	3,122,503.00
COMMERCIAL	12	2,824,988.00	18	3,283,787.00	106	26,277,598.00	147	10,787,438.00
TOTAL	24	3,005,119.00	29	3,443,866.00	263	29,800,069.00	380	13,909,941.00
CONSTRUCTION VALUE								
REVENUE	NO	AMOUNT	NO	AMOUNT	NO	AMOUNT	NO	AMOUNT
BUILDING	57	21,467.00	60	21,248.75	644	335,781.83	723	218,361.35
PLAN CHECK	100	44,290.54	157	34,230.71	982	336,835.55	1,276	260,639.12
ELECTRICAL	51	3,959.25	51	3,982.25	547	119,254.65	463	39,116.68
PLUMBING/MECHANICAL	103	9,409.60	78	5,247.50	857	94,869.91	774	69,383.11
FIRE ALARM /SPRINKLER SYSTEM	2	635.00	3	549.00	33	6,650.75	47	6,009.00
DEMOLITION	-	-	-	-	24	1,500.00	21	1,650.00
CODE ENFORCEMENT	-	-	-	-	5	525.00	1	75.00
SIGNS PERMITS	8	650.75	11	517.50	64	3,622.25	61	3,146.25
PENALTIES	1	26.75	1	150.00	36	5,144.00	6	600.00
EXTENSION FEES	4	300.00	2	150.00	17	1,275.00	23	1,722.00
INSPECTION FEES	1	75.00	1	75.00	10	900.00	9	1,125.65
MISC REVENUE	2	21.00	-	-	32	619.62	1	84.00
TOTAL	329	80,834.89	364	66,150.71	3,251	906,978.56	3,405	601,912.16

Mr Chris Kukulski
 City Manager
 PO Box 1230
 Bozeman MT 59771

Dear Mr Kukulski:

The following report is submitted to show the permits issued and fees charged for the month of January 2015. The list of building, plumbing and electrical permits are attached in addition to the monthly and yearly summary of housing and commercial building activity.

	2015		2014	
	No.	Fee	No.	Fee
Electrical Permits	51	3,959.25	73	5,342.25
Plumbing/Mechanical Permits	103	9,409.60	111	8,679.50
Moving Permits	-	-	-	-
Demolition Permits	-	-	3	225.00
Fire Alarm/Suppression Systems	2	635.00	12	1,526.75
Inspection Fees	1	75.00	2	150.00
Sign Permits	8	650.75	6	203.00
Code Enforcement	-	-	1	75.00
Penalty Fees	1	26.75	2	150.00
Plan Check Fees	100	44,290.54	97	17,028.08
Building Permits	57	21,467.00	72	37,804.65
SUB-TOTALS:	323	80,513.89	379	71,184.23
Other Bldg Div Rev.	2	21.00		
Water Payback Fees				
New Water	20	5,208.60	22	5,701.95
New Sewer	20	420.00	20	420.00
Water/Sewer Inspection Fee	20	2,000.00	20	2,000.00
Water Renewal				
Sewer Renewal				982.00
Eng. Maps/Prints/Docs				
Floodplain Dev. Permits				
Waste Water Discharge Permits			2	150.00
Degradation Permit			2	729.00
Street Cut Permits	1	50.00	1	50.00
Street/Alley Vacation Fees				
Cash-in-Lieu of Water Rights			1	32,280.00
Other Eng. Misc. Rev.			3	74.00
Planning Docs/Maps			7	70.25
Encroachment Permits			39	19,673.75
License Plate Fee				
Master Plan Amendment				
Subdivision Review Fees				
Improvements Agreement	4	1,425.00	3	2,115.10
Other Planning Div. Rev.	21	325.00	9	376.75
Zoning/Comm. Dev. Docs/Maps	1	2.00		
Deposits / Rent Chall Gardens				
Certificate of Appropriateness COA				
Zone Map/Code Amendments				
Pay-in-lieu of Parks				
Planning & Zoning	29	21,486.00	30	32,344.50
Parade / Public Assembly Permit	2	285.00		
Film Permit				
Annexation Fees				
V & A - Appeals				
V & A - Variances				
Other Zoning/CD Rev/Sign Tag				
Planned Unit Development - PUD				
Street Impact Fees	26	30,874.17	18	99,179.00
Fire Impact Fees	25	6,964.70	20	10,441.73
Water Impact Fees	26	55,475.70	21	57,221.66
WasteWater Impact Fees	26	30,874.17	20	35,096.05
SUB-TOTAL:	223	155,411.34	238	298,905.74
TOTAL RECEIPTS:	546	235,925.23	617	370,089.97

Respectfully submitted,

Bob Risk
 Chief Building Official

January 2015 - Building Permits											
DATE	PERMIT #	ADDRESS		OWNER	CONTRACTOR	PERMIT FEE	PLAN CHECK	SQ FOOT	VALUATION	DESCRIPTION	
01/21/15	14 21340	771	HAGGERTY	MONTANA DOT	R & R TAYLOR CONSTRUCTION, INC	72.00	83.85	-	6,315.00	COMM OTHER SHELTER, NON-HOUSEK.	
01/21/15	14 21343	2106 N	19TH	MONTANA DOT	R & R TAYLOR CONSTRUCTION, INC	72.00	83.85	-	6,315.00	COMM OTHER SHELTER, NON-HOUSEK.	
						144.00	167.70	-	12,630.00		
01/14/15	9 8845	2223 W	OAK	HIGHGATE BOZEMAN LLC	SHEA HOMES, INC	196.50	1,396.82	-	322,097.00	COMM ALTERATION	
01/05/15	14 21386	1459 N	19TH	STONE RIDGE PARTNERS LLC	INK CONSTRUCTION LLC	966.00	1,269.78	3,325	268,934.00	COMM TENANT IMPROVEMENT	
01/06/15	15 21644	814 N	BOZEMAN	CITY OF BOZEMAN	SIMONSON CONSTRUCTION, LLC	57.00	-	-	4,900.00	COMM TENANT IMPROVEMENT	
01/07/15	14 21454	2505	CATRON	COSTCO WHOLESALE CORP #96	COSTCO WHOLESALE #96	42.00	27.30	-	2,500.00	COMM TENANT IMPROVEMENT	
01/12/15	14 21573	912 N	7TH	LATTA, CHARLOTTE R &	MARTEL CONSTRUCTION, INC	4,785.50	5,038.97	52,000	2,100,000.00	COMM TENANT IMPROVEMENT	
01/12/15	14 21590	2485	MANLEY	DELPHINI LLC	SCHLAUCH-BOTTCHER CONST INC	184.50	119.93	-	21,832.00	COMM TENANT IMPROVEMENT	
01/14/15	14 21600	2820 W	COLLEGE	GTP ACQUISITION PARTNERS II	WESTOWER COMMUNICATIONS	374.75	243.59	-	65,000.00	COMM TENANT IMPROVEMENT	
01/14/15	14 21619	2504 W	MAIN	S-C PARTNERSHIP	ROTHERHAM CONSTRUCTION, INC	26.75	17.39	-	600.00	COMM TENANT IMPROVEMENT	
01/14/15	15 21665	824 W	MAIN	LISA SEBENA	HARMON ENTERPRISES CONST INC	117.00	76.05	-	12,425.00	COMM TENANT IMPROVEMENT	
01/14/15	15 21666	309 N	15TH	KIRKWOOD BAPTIST CHURCH	TRUNORTH CONTRACTORS	117.00	93.44	-	13,000.00	COMM TENANT IMPROVEMENT	
01/23/15	15 21683	960	TECHNOLOGY	KRANZLER MORTGAGE LLC	SIMEONE DESIGN-BUILD	124.50	108.23	-	13,200.00	COMM TENANT IMPROVEMENT	
01/27/15	14 20784	1188 N	15TH	NEIL VISTA LLC	WASTCOAT CONSTRUCTION	26.75	17.39	-	500.00	COMM TENANT IMPROVEMENT	
						7,018.25	8,408.89	55,325	2,824,988.00		
01/13/15	13 18834	3725	GALLOWAY	Rockworth Companies	RIMROCK CONSTRUCTION LLC	409.00	-	-	20,235.00	FIRE PROTECTION SYSTEMS PERMIT	
01/20/15	14 21111	803 E	MAIN	TOWN PUMP INC	R & R TAYLOR CONSTRUCTION, INC	226.00	-	-	28,528.00	FIRE PROTECTION SYSTEMS PERMIT	
						409.00	-	-	48,763.00		
01/06/15	14 21583	212 S	WALLACE	OLIVE & WALLACE LLC	LANGLAS & ASSOCIATES, INC	26.75	17.39	-	400.00	SIGN PERMIT	
01/08/15	14 21564	867 S	29TH	MITCHELL DEVELOPMENT	SIGNS OF MONTANA	64.50	41.93	-	5,650.00	SIGN PERMIT	
01/09/15	14 21492	302 N	7TH	HRDC OF DISTRICT IX INC	SIGNS OF MONTANA	57.00	37.05	-	5,000.00	SIGN PERMIT	
01/16/15	14 21362	121 W	MAIN	CGS GROUP LTD	MIDSTATE SIGNS, LLC	117.00	76.05	-	12,500.00	SIGN PERMIT	
01/21/15	14 21620	803 E	MAIN	TOWN PUMP INC	SIGNS OF MONTANA	184.50	119.93	-	21,327.00	SIGN PERMIT	
01/23/15	14 21621	18 E	MAIN	POWER BUILDING LLC	UPTOWN SIGNS	42.00	27.30	-	3,000.00	SIGN PERMIT	
01/27/15	14 20667	3705	GALLOWAY	BAXTER MEADOWS APARTMENTS LLC		79.50	51.68	-	8,000.00	SIGN PERMIT	
01/28/15	15 21649	901 W	MAIN	KENNEDY PRO TRUST LLC	SIGN PRODUCTS, INC	79.50	51.68	-	7,156.00	SIGN PERMIT	
			982			650.75	423.01	-	63,033.00		
01/12/15	14 21485	606 N	BLACK	MCKENNEY, MERIDITH L	EDGE CONSTRUCTION, LLC	237.00	335.46	1,120	82,287.00	RES ACCESSORY DWELLING UNIT	
01/27/15	13 19534	823 S	6TH	ROLQUIN, JEFF L & MARY JANE	BLACK LABEL CONSTRUCTION CO	488.50	487.18	-	100,000.00	RES ACCESSORY DWELLING UNIT	
01/28/15	14 21532	4468	BRISBIN	FORTIN CONSTRUCTION LLC	FORTIN CONSTRUCTION LLC	274.00	327.64	1,315	91,706.00	RES ACCESSORY DWELLING UNIT	
01/05/15	14 20839	4892	ALPHA	RIVER ROCK INVESTMENTS LLC	MOUNTAIN HIGH HOMES INC	664.00	789.33	2,977	273,115.00	RES SINGLE FAMILY DWELLING	
01/05/15	14 21112	2438	MILKHOUSE	TONYA SMITH STOCK TRUST	ROI LLC	457.00	578.17	2,054	185,588.00	RES SINGLE FAMILY DWELLING	
01/05/15	14 21598	4693	KIMBERWICKE	CLARK, REXFORD J & MARABEE ANN	ST CUSTOM HOMES LLC	738.00	916.34	3,293	306,457.00	RES SINGLE FAMILY DWELLING	
01/06/15	14 20355	1405	TEMPEST	ISLANDS LLC	HIDDEN RIDGE CONSTRUCTION LLC	432.00	550.15	2,212	204,242.00	RES SINGLE FAMILY DWELLING	
01/06/15	14 20356	1413	TEMPEST	ISLANDS LLC	HIDDEN RIDGE CONSTRUCTION LLC	432.00	550.15	2,212	204,242.00	RES SINGLE FAMILY DWELLING	
01/12/15	14 21399	820	FARMHOUSE	WILLIAM DABNEY	HEMMINGER CONSTRUCTION	474.00	637.78	2,100	199,648.00	RES SINGLE FAMILY DWELLING	
01/14/15	14 21435	3201	GOLDEN SUN	MCINTOSH CONSTRUCTION INC	MCINTOSH CONSTRUCTION	585.00	682.07	2,604	244,577.00	RES SINGLE FAMILY DWELLING	
01/20/15	14 21486	3184	TSCHACHE	ROSET & ASSOCAITES, INC	ROSET AND ASSOCIATES INC	739.75	805.84	3,177	297,475.00	RES SINGLE FAMILY DWELLING	
01/20/15	14 21521	3148	TSCHACHE	ERIC ROSET	ROSET AND ASSOCIATES INC	446.00	533.86	2,006	181,627.00	RES SINGLE FAMILY DWELLING	
01/21/15	14 21568	4888	VICTORY	COOPER BUILDINGER LLC	COOPER BUILDERS LLC	637.00	754.59	2,897	251,355.00	RES SINGLE FAMILY DWELLING	
01/22/15	14 20511	3243	SUMMERSET	KEEGAN, CHRISTOPHER & JILL	KEEGAN'S CUSTOM HOMES, INC	892.00	1,068.68	4,020	362,383.00	RES SINGLE FAMILY DWELLING	
01/22/15	14 21586	2850	BLACKBIRD	TILLEMANN, KELLY L & ELIZABETH A	TILLEMANN CONSTRUCTION INC	756.00	879.38	3,380	312,369.00	RES SINGLE FAMILY DWELLING	
01/23/15	14 21597	3066	JOHN DEERE	MUENZBERG, KATHRYN	SILVERTIP HOME BUILDERS	797.00	941.73	3,532	336,864.00	RES SINGLE FAMILY DWELLING	
01/26/15	14 21613	3129 S	22ND	VELOCITY DEVELOPMENT LLC	BRIDGER PEAK CONST G MEGARGEL	690.00	793.90	3,111	279,378.00	RES SINGLE FAMILY DWELLING	
01/28/15	14 21531	4468	BRISBIN	FORTIN CONSTRUCTION LLC	FORTIN CONSTRUCTION LLC	516.00	637.67	2,218	234,953.00	RES SINGLE FAMILY DWELLING	
01/28/15	14 21589	2952	TSCHACHE	ROI, LLC	ROI LLC	452.00	563.78	2,035	182,649.00	RES SINGLE FAMILY DWELLING	
01/29/15	14 21432	2025	LANCE	HOMEBASE MT	SUNRISE HOMES, LLC	499.00	607.31	2,253	201,314.00	RES SINGLE FAMILY DWELLING	
01/29/15	14 21622	3356 S	26TH	VELOCITY DEVELOPMENT	BRIDGER PEAK CONST G MEGARGEL	665.00	770.76	3,011	266,075.00	RES SINGLE FAMILY DWELLING	
						11,871.25	14,211.77	51,527	4,798,304.00		
01/02/15	14 21519	1324	CHERRY	JOHNSON, THOMAS LEO	BLUE MOOSE BUILDERS	102.00	226.20	608	64,405.00	RES ALTERATION	
01/05/15	14 21571	2441	ARABIAN	FOSTER, MICHAEL L & MARY L	INSIDE OR OUT SIDING	49.50	66.96	-	4,000.00	RES ALTERATION	
01/05/15	15 21636	1037	PIN	OLOCCO, KAREN	NICK RAMSAY CONSTRUCTION	26.25	-	-	1,500.00	RES ALTERATION	
01/22/15	15 21652	2905	SPRING MEADOWS	HENSLEY, TENNILLE C	COUBROUGH CONSTRUCTION INC	94.50	144.96	-	10,000.00	RES ALTERATION	
01/23/15	14 20881	32	SHAWNEE	TREINEN, DANIEL & CHERYL M		26.75	17.39	-	1,500.00	RES ALTERATION	
01/27/15	14 20864	402 W	KOCH	MARTIN, BRIAN G &	OWNER IS GENERAL	230.75	251.23	592	30,000.00	RES ALTERATION	

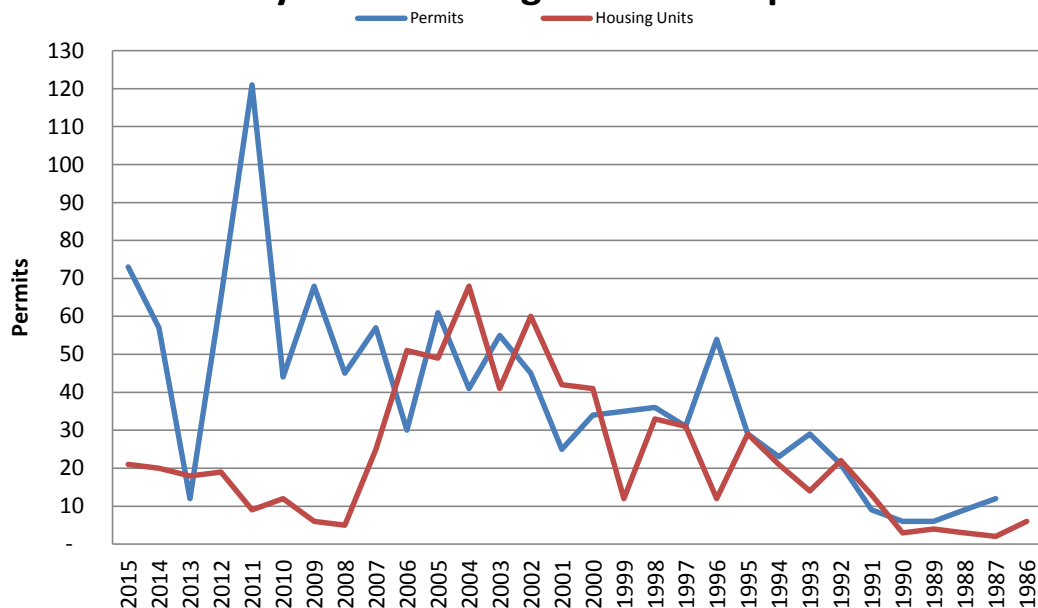
DATE	PERMIT #	ADDRESS		OWNER	CONTRACTOR	PERMIT FEE	PLAN CHECK	SQ FOOT	VALUATION	DESCRIPTION
01/27/15	15 21661	611 S	14TH	HARTMAN, GENNIFRE	TRANSFORMATIONS INC	94.50	78.82	-	10,000.00	RES ALTERATION
01/27/15	15 21682	902 S	6TH	MITCHELL, DANA M	MARC WEIDEMAN CONSTRUCTION INC	72.00	46.80	-	7,000.00	RES ALTERATION
01/27/15	15 21695	3405	FIELDSTONE	LAZY HOOK LLC	BUFFALO RESTORATION, INC	297.25	246.35	-	43,726.00	RES ALTERATION
01/27/15	15 21706	221 S	6TH	KASPER, KARL D & DEBORAH G	BRANSON CONSTRUCTION	31.75	17.39	-	500.00	RES ALTERATION
01/29/15	15 21704	512	DELL	PELTON, RICHARD JEFFREY	OWNER IS GENERAL	26.75	76.71	-	500.00	RES ALTERATION
01/13/15	14 21610	501 W	ARNOLD	DERBY, DEAN A & KATHERINE M	MONTANA CONSTRUCTION WORKS	72.00	46.80	-	7,000.00	WINDOW REPLACEMENT PERMIT
January 2015: 57 Permits; 21 New Housing Units; \$7,927,849.00 Valuation						1,124.00	1,219.61	1,200	180,131.00	
January 2014: 73 Permits; 20 New Housing Units; \$8,856,421.00 Valuation						21,217.25	24,430.98	108,052	7,927,849.00	

Month of January

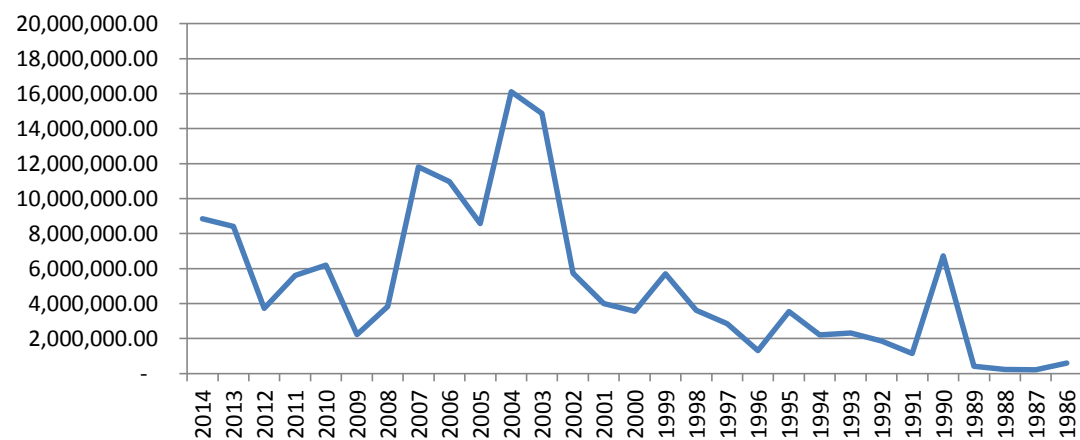
THIRTY YEAR BUILDING PERMIT COMPARISON

Year	Housing		Valuation	Fiscal YTD	
	Permits	Units		Permits	Units
2015	57	21	8,856,421.00	645	500
2014	73	20	8,856,421.00	550	261
2013	57	18	8,413,544.00	477	241
2012	12	19	3,733,388.00	420	223
2011	65	9	5,611,023.00	1,783	189
2010	121	12	6,195,067.00	3,072	206
2009	44	6	2,218,610.00	1,274	180
2008	68	5	3,831,004.00	1,044	249
2007	45	25	11,802,228.00	900	758
2006	57	51	10,962,014.00	832	670
2005	30	49	8,580,985.00	893	954
2004	61	68	16,112,357.00	964	879
2003	41	41	14,860,019.00	853	614
2002	55	60	5,734,666.00	806	526
2001	45	42	4,009,425.00	682	422
2000	25	41	3,554,059.00	629	415
1999	34	12	5,699,393.00	672	546
1998	35	33	3,617,603.00	736	423
1997	36	31	2,843,423.00	787	309
1996	31	12	1,318,553.00	757	454
1995	54	29	3,536,645.00	736	474
1994	29	21	2,210,391.00	493	323
1993	23	14	2,317,422.00	533	339
1992	29	22	1,864,515.00	442	231
1991	21	13	1,151,439.00	340	215
1990	9	3	6,731,478.00	229	982
1989	6	4	417,420.00	166	80
1988	6	3	241,560.00	137	47
1987	9	2	208,800.00	190	48
1986	12	6	592,304.00	236	113

Thirty Year Building Permit Comparison



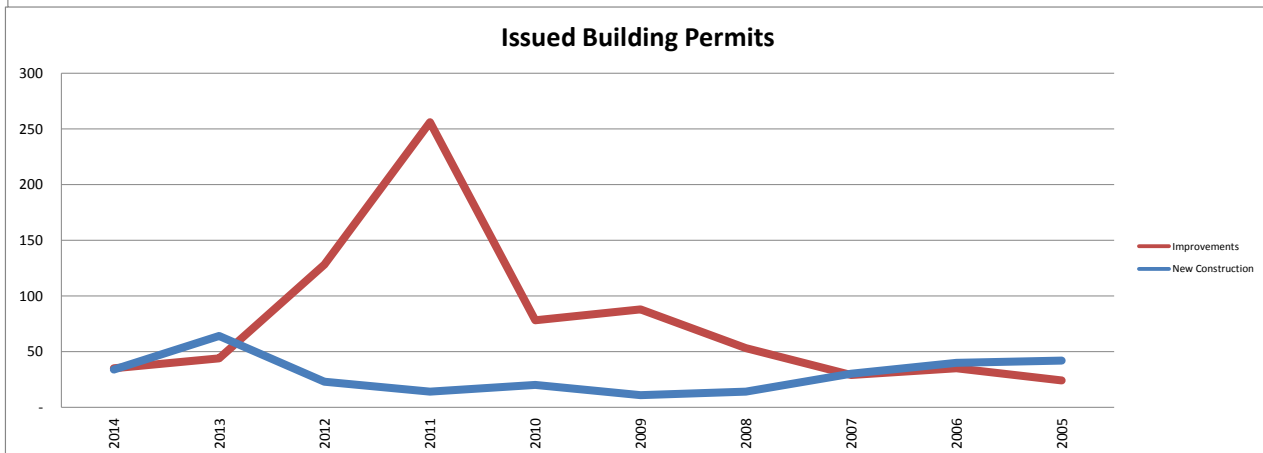
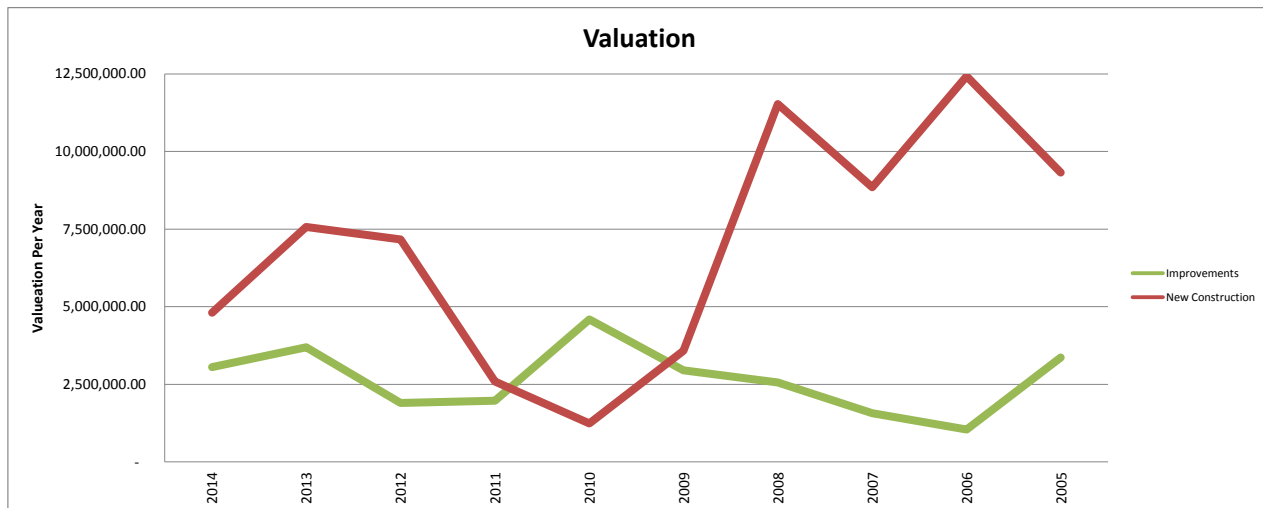
Valuations



**SINGLE MONTH COMPARISON FOR 10 YEAR BUILDING PERMITS
BUILDING DEPARTMENT -- CITY OF BOZEMAN**

	Jan-15		Jan-14		Jan-13		Jan-12		Jan-11	
	BP\U	Valuation	BP\U	Valuation	BP\U	Valuation	BP\U	Valuation	BP\U	Valuation
New Construction										
Single Family	21	4,798,304.00	14	3,482,159.00	20	5,229,681.00	9	2,585,432.00	6	1,241,853.00
Multi Family			1	707,892.00						
Duplex					1	388,054.00				
Townhomes			4	707,892.00	8	1,452,176.00				
Commercial	2	12,630.00	2	2,587,272.00						
Other			1	85,501.00	1	96,385.00				
SUB-TOTAL	23	4,810,934.00	22	7,570,716.00	30	7,166,296.00	9	2,585,432.00	6	1,241,853.00
Improvements										
Residential	12	180,131.00	11	160,079.00	9	223,266.00	33	635,807.00	53	493,681.00
Commercial	12	2,824,988.00	18	3,283,787.00	29	1,503,165.00	27	1,120,782.00	32	3,903,731.00
Fire Supression Systems	2	48,763.00	12	250,470.00	10	174,426.00	8	116,010.00	3	164,958.00
Other							8	100,712.00	3	27,500.00
SUB-TOTAL	26	3,053,882.00	41	3,694,336.00	48	1,900,857.00	76	1,973,311.00	91	4,589,870.00
TOTAL PERMITS	49	7,864,816	63	11,265,052	78	9,067,153	85	4,558,743	97	5,831,723

	Jan-10		Jan-09		Jan-08		Jan-07		Jan-06	
	BP\U	Valuation	BP\U	Valuation	BP\U	Valuation	BP\U	Valuation	BP\U	Valuation
New Construction										
Single Family	10	2,356,154.00	2	610,710.00	6	1,377,371.00	9	2,558,734.00	26	5,284,873.00
Multi Family					2	1,204,890.00	1	578,547.00	2	853,772.00
Duplex					2	476,732.00	2	658,810.00	1	404,490.00
Townhomes			4	702,258.00	4	688,060.00	4	689,752.00	15	2,518,149.00
Commercial	2	1,218,212.00	1	10,213,849.00	1	5,100,750.00	4	7,883,628.00	1	239,904.00
Other							1	54,816.00	1	15,000.00
SUB-TOTAL	12	3,574,366.00	7	11,526,817.00	15	8,847,803.00	21	12,424,287.00	46	9,316,188.00
Improvements										
Residential	18	330,955.00	9	297,040.00	7	341,600.00	2	5,900.00	5	143,500.00
Commercial	16	2,453,445.00	12	1,656,001.00	10	1,126,064.00	11	1,033,573.00	12	3,219,160.00
Fire Supression Systems	9	85,300.00	7	589,934.00	982	93,338.00				
Other	3	76,621.00	3	11,970.00	3	10,606.00	2	8,500.00		
SUB-TOTAL	46	2,946,321.00	31.00	2,554,945.00	###	1,571,608.00	15	1,047,973.00	17.00	3,362,660.00
TOTAL PERMITS	58	6,091,884.00	38.00	20,909,506.00	###	28,924,777.00	36	13,703,822.00	63.00	22,019,443.00



IMPACT FEES CALENDAR YEAR 2015

MONTH	STREET	FIRE	WATER	WW	MONTHLY	YTD
January	30,874.17	6,964.70	55,475.70	30,874.17	124,188.74	124,188.74
February					-	
March					-	
April					-	
May					-	
June					-	
July					-	
August					-	
September					-	
October					-	
November					-	
December					-	

BUILDING REVENUE, FISCAL YEAR 2015

MONTH	BUILDING	PLAN REVIEW	ELECTRIC	MECHANICAL/ PLUMBING	Fire Alarm/ Suppression	Penalty/ Other Fees	Monthly	FISCAL YTD
June 2015							-	
May 2015							-	
April 2015							-	
March 2015							-	
February 2015							-	
January 2015	21,467.00	44,290.54	3,959.25	9,409.60	635.00	422.75	80,184.14	841,582.08
December 2014	16,659.00	35,800.47	5,478.25	6,412.50	102.00	204.00	64,656.22	761,397.94
November 2014	62,875.58	30,802.48	12,026.36	8,730.58	832.00	370.25	115,637.25	696,741.72
October 2014	29,839.04	60,718.30	9,610.32	17,555.16	856.00	65.00	118,643.82	581,104.47
September 2014	64,855.90	45,306.53	9,176.50	11,678.50	1,251.50	1,319.50	133,588.43	462,460.65
August 2014	56,744.25	35,859.36	9,148.25	23,443.22	1,113.25	2,507.25	128,815.58	328,872.22
July 2014	83,341.05	83,995.37	9,504.00	17,640.35	982.00	5,575.87	200,056.64	200,056.64

Figures are for January-15	Housing Starts			Remodels & Additions (includes fences, garages & reroofs)		
	Permits	Valuation	Sq Footage		#	Valuation
Single Family Residence	21	4,798,304.00	51,527	Residential	12	180,131.00
Duplex - Units				Commercial	12	2,824,988.00
Multi-Plex - Units						COMMERCIAL STARTS
Townhome					Bldgs	Valuation
Other						Sq Footage
January Total	21	4,798,304.00	51,527	CITY	2	12,630.00
Total Fiscal Year:	237	90,783,428.00	955,054	Fiscal Total	20	32,052,543.00
						275,473