

City of Bozeman



BUILDING INSPECTION DIVISION

BUILDING PERMIT REPORT

2015/FY 2015

FISCAL YEAR 2015

	Feb-2015		Feb-2014		FYTD as of February 2015		FYTD as of February 2014	
	THIS MONTH - FY2015		THIS MONTH - FY2014		FY TO DATE - FY2015		FY TO DATE - FY2014	
NEW CONSTRUCTION	NO	VALUATION	NO	VALUATION	NO.	VALUATION	NO	VALUATION
SINGLE FAMILY	14	3,757,536.00	9	2,137,770.00	189	45,550,329.00	232	57,099,838.00
DUPLEX					11	4,119,487.00	4	1,566,611.00
MULTI-FAMILY FEB UNITS - 0					27	55,742,287.00	27	37,632,483.00
FISCAL YEAR TOTAL UNITS -324						324 Units		423 UNITS
MISC (GARAGE, SHED, ADU ETC.)			1	23,898.00	24	5,616,984.00	23	1,650,028.00
ASSEMBLY					-	-	-	-
BUSINESS					7	6,174,712.00	6	4,552,076.00
EDUCATIONAL					-	-	-	-
FACTORY					1	260,704.00	-	-
HAZARDOUS					2	1,463,805.00	1	855,486.00
INSTITUTIONAL					2	36,381,270.00	1	7,739,564.00
MERCHANTILE					2	1,774,424.00	1	855,486.00
MOTEL/HOTEL					1	6,518,358.00	1	5,914,986.00
STORAGE / OTHER			1	216,240.00	8	783,675.00	3	665,770.00
TOTAL	14	3,757,536.00	11	2,377,908.00	274	164,386,035.00	299	118,532,328.00
ADDITION/REMODEL	NO.	VALUATION	NO.	VALUATION	NO.	VALUATION	NO.	VALUATION
RESIDENTIAL	9	142,780.00	7	244,250.00	166	3,665,251.00	233	3,122,503.00
COMMERCIAL	14	2,381,166.00	13	1,967,325.00	120	28,658,764.00	147	10,787,438.00
TOTAL	23	2,523,946.00	20	2,211,575.00	286	32,324,015.00	380	13,909,941.00
CONSTRUCTION VALUE								
REVENUE	NO	AMOUNT	NO	AMOUNT	NO	AMOUNT	NO	AMOUNT
BUILDING	59	14,959.81	44	12,100.81	703	350,741.64	817	68,266.81
PLAN CHECK	141	35,745.05	233	50,468.97	1,123	372,580.60	1,606	328,136.17
ELECTRICAL	46	8,190.25	55	8,844.50	593	127,444.90	591	53,303.43
PLUMBING/MECHANICAL	99	18,438.83	87	9,431.75	956	113,308.74	972	87,494.36
FIRE ALARM /SPRINKLER SYSTEM	15	2,740.50	5	602.50	48	9,391.25	64	8,138.25
DEMOLITION	1	75.00	2	150.00	25	1,575.00	26	2,025.00
CODE ENFORCEMENT	-	-	-	-	5	525.00	2	150.00
SIGNS PERMITS	6	431.25	6	206.00	70	4,053.50	73	3,555.25
PENALTIES	3	406.50	6	638.50	39	5,550.50	14	1,388.50
EXTENSION FEES	4	300.00	7	525.00	21	1,575.00	32	2,397.00
INSPECTION FEES	1	75.00	-	-	11	975.00	11	1,275.65
MISC REVENUE	5	23.50	-	-	37	643.12	1	84.00
TOTAL	380	81,385.69	445	82,968.03	3,631	988,364.25	4,209	556,214.42

Mr Chris Kukulski
 City Manager
 PO Box 1230
 Bozeman MT 59771

Dear Mr Kukulski:

The following report is submitted to show the permits issued and fees charged for the month of February 2015. The list of building, plumbing and electrical permits are attached in addition to the monthly and yearly summary of housing and commercial building activity.

	2015		2014	
	No.	Fee	No.	Fee
Electrical Permits	46	8,190.25	55	8,844.50
Plumbing/Mechanical Permits	99	18,438.83	87	9,431.75
Moving Permits	-	-		
Demolition Permits	1	75.00	2	150.00
Fire Alarm/Suppression Systems	6	431.25	5	605.50
Inspection Fees	1	75.00		
Sign Permits	6	431.25	6	206.00
Code Enforcement	-	-		
Penalty Fees	3	406.50	6	638.50
Plan Check Fees	141	35,745.05	223	50,468.97
Building Permits	59	14,959.81	44	12,100.81
SUB-TOTALS:	362	78,752.94	428	82,446.03
Other Bldg Div Rev.	5	23.50		
Water Payback Fees				
New Water	15	3,906.45	8	2,182.11
New Sewer	15	315.00	9	189.00
Water/Sewer Inspection Fee	15	1,500.00	9	900.00
Water Renewal				
Sewer Renewal				
Eng. Maps/Prints/Docs	10	501.50	4	54.00
Floodplain Dev. Permits				
Storm Water Permit			1	150.00
Degradation Permit	3	4,722.96	3	605.45
Street Cut Permits	4	200.00	3	150.00
Street/Alley Vacation Fees				
Cash-in-Lieu of Water Rights			1	29,732.69
Other Eng. Misc. Rev.				
Planning Docs/Maps			3	36.75
Encroachment Permits			17	170.00
License Plate Fee				
Master Plan Amendment				
Subdivision Review Fees			4	1,562.00
Improvements Agreement			1	19,213.74
Other Planning Div. Rev.	12	1,304.46	10	380.80
Zoning/Comm. Dev. Docs/Maps	5	126.75		
Deposits / Rent Chall Gardens				
Certificate of Appropriateness COA				
Zone Map/Code Amendments				
Pay-in-lieu of Parks	1	25.00	3	3,520.00
Planning & Zoning	32	121,607.22	42	34,249.91
Parade / Public Assembly Permit	2	285.00		
Film Permit				
Annexation Fees				
V & A - Appeals				
V & A - Variances				
Other Zoning/CD Rev/Sign Tag				
Planned Unit Development - PUD				
Street Impact Fees	18	118,361.10	12	152,796.06
Fire Impact Fees	14	4,966.32	9	2,700.55
Water Impact Fees	14	41,788.48	8	20,274.51
WasteWater Impact Fees	14	24,896.04	8	12,138.69
SUB-TOTAL:	179	324,529.78	155	281,006.26
TOTAL RECEIPTS:	541	403,282.72	583	363,452.29

Respectfully submitted,

Bob Risk
 Chief Building Official

February 2015 - Building Permits

DATE	PERMIT #	ADDRESS		OWNER	CONTRACTOR	PERMIT FEE	PLAN CHECK	SQ FOOT	VALUATION	DESCRIPTION
02/02/15	14 21386	1459	N 19TH	STONE RIDGE PARTNERS LLC	INK CONSTRUCTION LLC	64.50	1,269.78	3,325	268,934.00	COMM TENANT IMPROVEMENT
02/02/15	15 21721	801	W MAIN	SNOWLOAD MASTER LLC	K & L PERFORMANCE, INC	26.75	17.39	-	900.00	COMM TENANT IMPROVEMENT
02/05/15	14 21217	212	S WALLACE	OLIVE & WALLACE LLC	A B PROJECT MANAGEMENT INC	230.75	363.52	2,480	30,000.00	COMM TENANT IMPROVEMENT
02/11/15	14 21584	1400	S 19TH	MT DEPT OF FISH WLDLIF & PARKS	MONTANA CONSTRUCTION WORKS	42.00	27.30	-	2,076.00	COMM TENANT IMPROVEMENT
02/11/15	15 21739	642	S COTTONWOOD	FIRST SECURITY BANK OF BOZEMAN	R & R TAYLOR CONSTRUCTION, INC	117.00	125.62	-	12,208.00	COMM TENANT IMPROVEMENT
02/12/15	15 21755	1701	S 19TH	EVANGELICAL FREE CHURCH	KOURT RUOK	49.50	49.57	-	3,500.00	COMM TENANT IMPROVEMENT
02/19/15	13 20017	122	W MAIN	BANGTAIL PARTNERS LLC	NORTH FORK BUILDERS OF MONTANA	124.50	3,502.54	-	1,700,000.00	COMM TENANT IMPROVEMENT
02/19/15	15 21651	0	MSU - HUFFMAN	MSU	LUTEY CONSTRUCTION/CRAFTSMAN	335.75	604.02	-	87,293.00	COMM TENANT IMPROVEMENT
02/20/15	15 21728	626	E COTTONWOOD	SPRINGER GROUP ARCHITECTS PC	WALKER CONSTRUCTION	469.00	494.01	2,380	93,600.00	COMM TENANT IMPROVEMENT
02/24/15	14 21559	1750	S EVERGREEN	CARDINAL DISTRIBUTING	TINWORKS, INC	151.50	231.74	-	1,500.00	COMM TENANT IMPROVEMENT
02/24/15	15 21634	867	S 29TH	MITCHELL DEVELOPMENT	ALPENGLow HOMES INC	325.75	754.33	2,267	50,000.00	COMM TENANT IMPROVEMENT
02/25/15	14 21067	549	E MAIN	HAI JAVAD LLC	PLANT BUILDING MAINTENANCE	515.75	372.29	1,021	108,155.00	COMM TENANT IMPROVEMENT
02/26/15	15 21865	300	N WILLSON	VIOLICH, PAUL A TRUST 90% INT	HEMMINGER CONSTRUCTION	57.00	37.05	-	5,000.00	COMM TENANT IMPROVEMENT
02/27/15	15 21726	1635	S REEVES	REEVES	MAKS INVESTMENTS	154.50	117.82	-	18,000.00	COMM TENANT IMPROVEMENT
						2,664.25	7,966.98	11,473	2,381,166.00	
02/13/15	15 21707	2405	W MAIN	JATA LLC	BBG CONTRACTORS	75.00	-	-	9,354.00	DEMOLITION PERMIT
						75.00			9,354.00	
02/02/15	13 18828	3775	S GALLOWAY	Rockworth Companies	RIMROCK CONSTRUCTION LLC	132.00	2,188.83	-	14,332.00	FIRE PROTECTION SYSTEMS PERMIT
02/02/15	13 18834	3725	S GALLOWAY	Rockworth Companies	RIMROCK CONSTRUCTION LLC	177.00	3,074.91	-	20,235.00	FIRE PROTECTION SYSTEMS PERMIT
02/24/15	14 20946	120	S WATER LILY	NORTON RANCH HOMES LLC	NORTON RANCH HOMES, LLC	230.75	3,285.34	-	30,000.00	FIRE PROTECTION SYSTEMS PERMIT
02/25/15	14 21073	360	S ENTERPRISE	CRMX-187, LLC	CHASE-SKOGEN HOMES, INC	302.00	5,103.01	-	44,154.00	FIRE PROTECTION SYSTEMS PERMIT
02/25/15	14 21074	364	S ENTERPRISE	CRMX-187, LLC	CHASE-SKOGEN HOMES, INC	302.00	2,551.49	-	44,154.00	FIRE PROTECTION SYSTEMS PERMIT
02/25/15	14 21075	368	S ENTERPRISE	CRMX-187, LLC	CHASE-SKOGEN HOMES, INC	302.00	2,549.29	-	44,154.00	FIRE PROTECTION SYSTEMS PERMIT
02/26/15	14 20485	2119	S 11TH	STADIUM VIEW, LP	GERDING BUILDERS LLC	79.50	5,813.03	-	49,715.00	FIRE PROTECTION SYSTEMS PERMIT
02/26/15	14 20490	2175	S 11TH	STADIUM VIEW, LP	GERDING BUILDERS LLC	124.50	5,716.22	-	49,715.00	FIRE PROTECTION SYSTEMS PERMIT
02/26/15	14 20493	2123	S 11TH	STADIUM VIEW, LP	GERDING BUILDERS LLC	226.00	11,280.19	-	49,715.00	FIRE PROTECTION SYSTEMS PERMIT
02/26/15	14 20494	2171	S 11TH	STADIUM VIEW, LP	GERDING BUILDERS LLC	226.00	14,323.43	-	49,715.00	FIRE PROTECTION SYSTEMS PERMIT
02/26/15	14 20495	2159	S 11TH	STADIUM VIEW, LP	GERDING BUILDERS LLC	102.00	5,206.46	-	15,692.00	FIRE PROTECTION SYSTEMS PERMIT
02/26/15	14 20496	2137	S 11TH	STADIUM VIEW, LP	GERDING BUILDERS LLC	102.00	5,206.46	-	15,692.00	FIRE PROTECTION SYSTEMS PERMIT
02/26/15	14 20497	2157	S 11TH	STADIUM VIEW, LP	GERDING BUILDERS LLC	102.00	5,206.46	-	15,692.00	FIRE PROTECTION SYSTEMS PERMIT
02/26/15	14 20500	2135	S 11TH	STADIUM VIEW, LP	GERDING BUILDERS LLC	102.00	5,206.46	-	15,692.00	FIRE PROTECTION SYSTEMS PERMIT
02/20/15	14 20859	4720	S CLASSICAL	PETRA ACADEMY INC	CLAIR W DAINES, INC	230.75	3,687.78	-	29,900.00	FIRE PROTECTION SYSTEMS PERMIT
						2,740.50	80,399.36	-	488,557.00	
02/06/15	14 21543	407	S FERGUSON	CU29 LLC	MEDIA STATION DESIGN WORKS	94.50	61.43	-	10,000.00	SIGN PERMIT
02/06/15	14 21570	1401	E MAIN	WILD, RANDY R	SIGN SOLUTIONS BOZEMAN	124.50	80.93	-	13,751.00	SIGN PERMIT
02/10/15	15 21712	212	S WALLACE	OLIVE & WALLACE LLC	LANGLAS & ASSOCIATES, INC	26.75	17.39	-	600.00	SIGN PERMIT
02/17/15	15 21709	2304	W MAIN	HECHT JR, JOHN D & MARY	SIGNS & DESIGNS UNLIMITED	26.75	17.39	-	500.00	SIGN PERMIT
02/23/15	15 21735	122	W MAIN	THE IMPERIAL FOUR HUNDRED LLC	MEDIA STATION DESIGN WORKS	132.00	103.19	-	14,200.00	SIGN PERMIT
02/25/15	15 21785	1700	W KOCH	HEFFALUMP LLC	INK OUTSIDE THE BOX	26.75	17.39	-	854.00	SIGN PERMIT
						431.25	297.72	-	39,905.00	
02/03/15	15 21628	498	N COTTONWOOD	SMITH, DREW	KILDAY & STRATTON INC	443.00	570.09	2,013	175,362.00	RES SINGLE FAMILY DWELLING
02/09/15	15 21697	3229	S 26TH	FIRST TIME HOME BUYERS LLC	KIRCHHOFF CONSTRUCTION	516.00	627.92	2,307	212,983.00	RES SINGLE FAMILY DWELLING
02/10/15	15 21657	1724	S MIDFIELD	EBBIGHAUSEN HOMES	EBBIGHAUSEN HOMES INC	677.00	772.13	3,030	279,457.00	RES SINGLE FAMILY DWELLING
02/10/15	15 21672	1426	S GALE	MEYER GARRITY GROUP, LLC	MEYER-GARRITY GROUP LLC	529.00	630.20	2,386	214,675.00	RES SINGLE FAMILY DWELLING
02/11/15	14 21615	4861	S LOYAL	COOPER, MICHAEL D & BEVERLY V	COOPER BUILDERS LLC	724.00	849.75	3,274	290,894.00	RES SINGLE FAMILY DWELLING
02/18/15	14 21599	3775	S ELLIS VIEW	HENRY & LISA MIKLUSH	ST CUSTOM HOMES LLC	834.00	1,019.86	3,741	342,280.00	RES SINGLE FAMILY DWELLING
02/18/15	15 21648	4883	S LOYAL	RIVER ROCK INVESTMENTS LLC	MOUNTAIN HIGH HOMES INC	864.00	950.14	3,855	358,587.00	RES SINGLE FAMILY DWELLING
02/18/15	15 21692	3320	S 26TH	VELOCITY DEVELOPMENT	BRIDGER PEAK CONST G MEGARGEL	598.00	708.71	2,691	244,208.00	RES SINGLE FAMILY DWELLING
02/19/15	14 21431	2013	S LANCE	HOMEbase MONTANA	SUNRISE HOMES, LLC	603.00	723.10	2,718	244,292.00	RES SINGLE FAMILY DWELLING
02/19/15	15 21711	3241	S 26TH	SOUTHERN LIGHTS HOLDINGS LLC	KIRCHHOFF CONSTRUCTION	626.00	758.04	2,886	267,640.00	RES SINGLE FAMILY DWELLING
02/24/15	15 21632	2930	S TSCHACHE	ROI, LLC	ROI LLC	628.00	760.87	2,811	259,365.00	RES SINGLE FAMILY DWELLING
02/24/15	15 21635	3343	S 26TH	MOUNTAIN HIGH HOMES	MOUNTAIN HIGH HOMES INC	646.00	748.29	2,898	264,549.00	RES SINGLE FAMILY DWELLING
02/25/15	15 21693	2602	S MEAH	VELOCITY DEVELOPMENT	BRIDGER PEAK CONST G MEGARGEL	551.49	307.84	2,691	244,208.00	RES SINGLE FAMILY DWELLING
02/26/15	15 21710	3021	S TESLOW	JARRETT BUILDERS INC	JARRETT BUILDERS, INC	912.00	1,087.20	4,032	359,036.00	RES SINGLE FAMILY DWELLING
						9,151.49	10,514.14	41,333	3,757,536.00	
2/9/2015	15 21729	18	W LAMME	MATHESON, RICHARD A	COOKSTAR PRODUCTIONS	207.00	203.78	-	25,000.00	RES ALTERATION

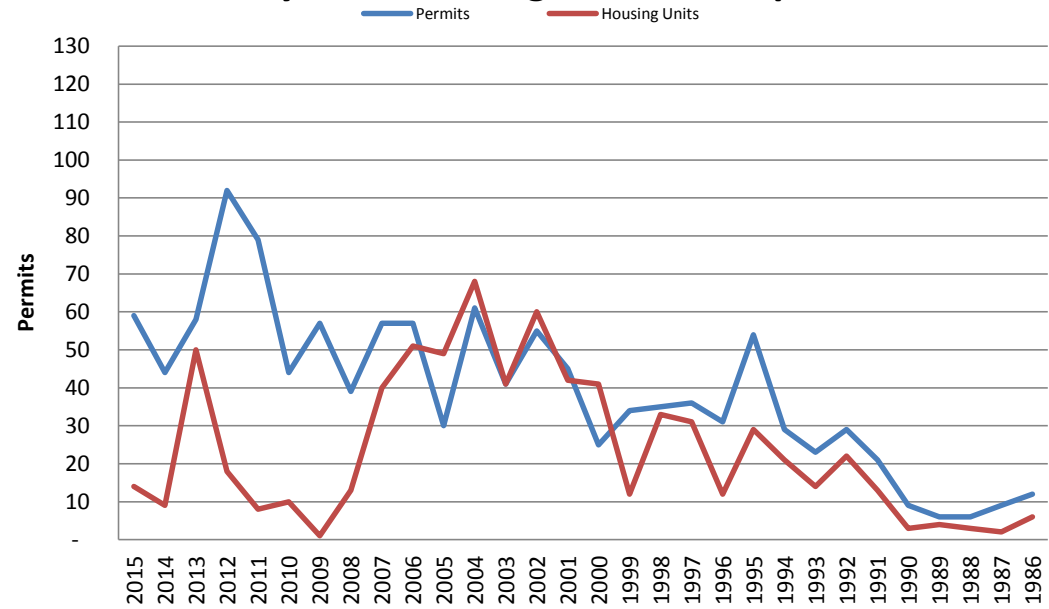
DATE	PERMIT #	ADDRESS		OWNER	CONTRACTOR	PERMIT FEE	PLAN CHECK	SQ FOOT	VALUATION	DESCRIPTION
02/12/15	15 21779	534	N	BLACK	YURASHAK, CHAD & BLAIRE	64.50	41.93	-	5,200.00	RES ALTERATION
02/18/15	15 21696	1204	S	SPRUCE	KRAY, BRIAN & NATALIE MEYER	79.50	86.46	-	7,580.00	RES ALTERATION
02/18/15	15 21766	2610		SPRING CREEK	IDZERDA, YVES URLICH & SHEILA	358.50	299.99	-	60,000.00	RES ALTERATION
02/19/15	15 21816	316	N	TRACY	MACON, ELIZABETH ANNE	72.00	74.10	-	7,000.00	RES ALTERATION
02/23/15	15 21748	25	S	WALLACE	YELLOW HOUSE LLC	139.50	167.54	-	16,000.00	RES ALTERATION
02/26/15	15 21818	1008	S	BOZEMAN	RUTKOWSKI, IRENA & JERZY	79.50	69.07	-	8,000.00	RES ALTERATION
02/02/15	15 21713	710	E	FRIDLEY	BERRY, ALLISON &	72.00	46.80	-	7,000.00	SOLAR WATER HEATER
02/02/15	15 21714	329	N	MONTANA	BAYLEY, ROBERT T	72.00	46.80	-	7,000.00	SOLAR WATER HEATER
February 2015: 59 Permits; 14 New Housing Units; \$6,819,298.00 Valuation						1,144.50	1,036.47	-	142,780.00	
February 2014: 44 Permits; 9 New Housing Units; \$4,922,337.00 Valuation						16,206.99	100,214.67	52,806	6,819,298.00	

Month of February

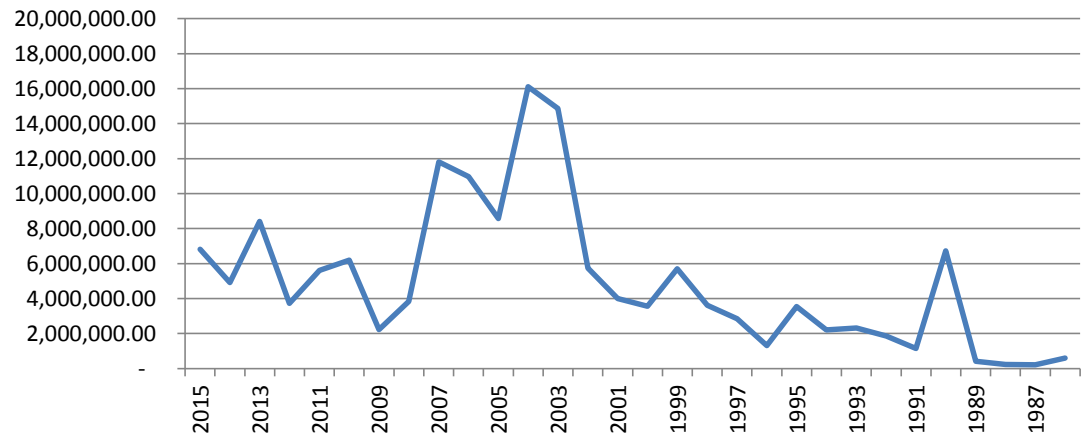
THIRTY YEAR BUILDING PERMIT COMPARISON

Year	Housing		Valuation	Fiscal YTD	
	Permits	Units		Permits	Units
2015	59	14	6,819,298.00	704	514
2014	44	9	4,922,337.00	550	261
2013	58	50	8,413,544.00	477	241
2012	92	18	3,733,388.00	420	223
2011	79	8	5,611,023.00	1,783	189
2010	44	10	6,195,067.00	3,072	206
2009	57	1	2,218,610.00	1,274	180
2008	39	13	3,831,004.00	1,044	249
2007	57	40	11,802,228.00	900	758
2006	57	51	10,962,014.00	832	670
2005	30	49	8,580,985.00	893	954
2004	61	68	16,112,357.00	964	879
2003	41	41	14,860,019.00	853	614
2002	55	60	5,734,666.00	806	526
2001	45	42	4,009,425.00	682	422
2000	25	41	3,554,059.00	629	415
1999	34	12	5,699,393.00	672	546
1998	35	33	3,617,603.00	736	423
1997	36	31	2,843,423.00	787	309
1996	31	12	1,318,553.00	757	454
1995	54	29	3,536,645.00	736	474
1994	29	21	2,210,391.00	493	323
1993	23	14	2,317,422.00	533	339
1992	29	22	1,864,515.00	442	231
1991	21	13	1,151,439.00	340	215
1990	9	3	6,731,478.00	229	106
1989	6	4	417,420.00	166	80
1988	6	3	241,560.00	137	47
1987	9	2	208,800.00	190	48
1986	12	6	592,304.00	236	113

Thirty Year Building Permit Comparison



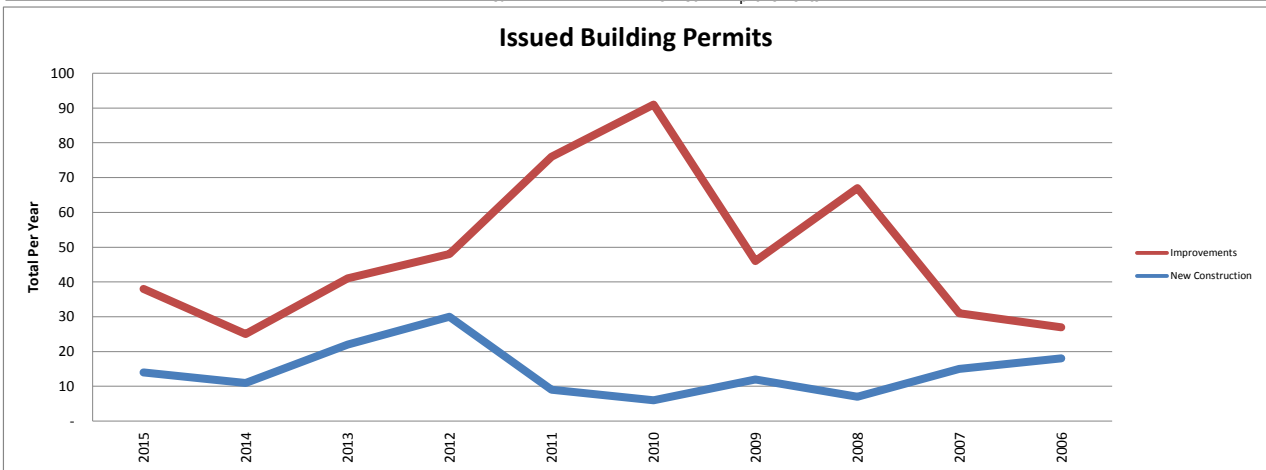
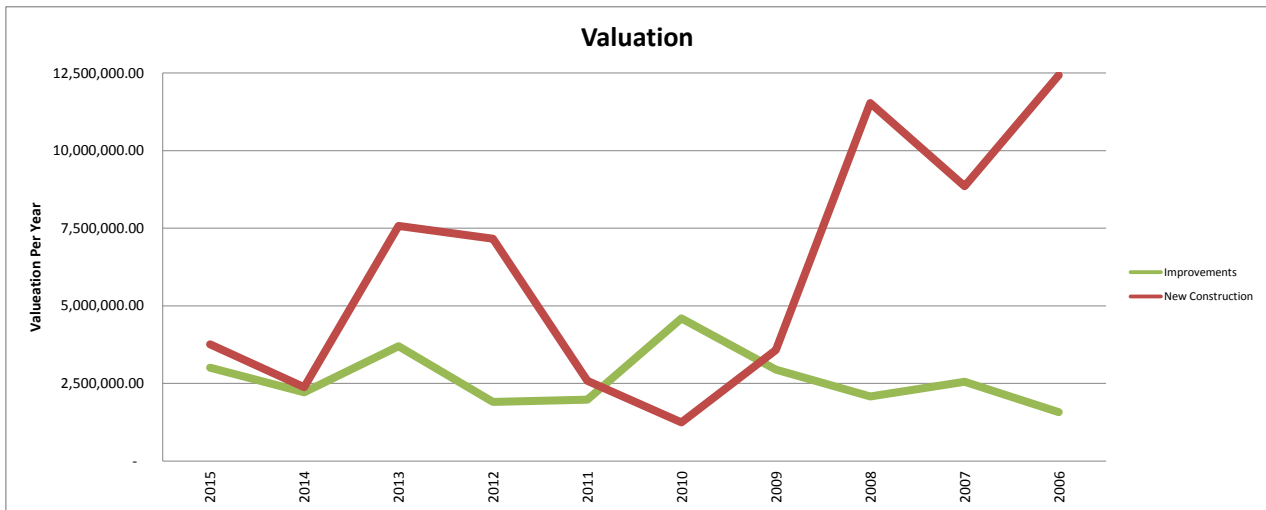
Valuations



**SINGLE MONTH COMPARISON FOR 10 YEAR BUILDING PERMITS
BUILDING DEPARTMENT -- CITY OF BOZEMAN**

	Feb-15		Feb-14		Feb-13		Feb-12		Feb-11	
	BP\U	Valuation	BP\U	Valuation	BP\U	Valuation	BP\U	Valuation	BP\U	Valuation
New Construction										
Single Family	14	3,757,536.00	9	2,137,770.00	14	3,482,159.00	20	5,229,681.00	9	2,585,432.00
Multi Family					1	707,892.00				
Duplex							1	388,054.00		
Townhomes					4	707,892.00	8	1,452,176.00		
Commercial			1	216,240.00	2	2,587,272.00				
Other			1	23,898.00	1	85,501.00	1	96,385.00		
SUB-TOTAL	14	3,757,536.00	11	2,377,908.00	22	7,570,716.00	30	7,166,296.00	9	2,585,432.00
Improvements										
Residential	9	142,780.00	7	244,250.00	11	160,079.00	9	223,266.00	33	635,807.00
Commercial	14	2,381,166.00	13	1,967,325.00	18	3,283,787.00	29	1,503,165.00	27	1,120,782.00
Fire Supression Systems	15	488,557.00	5	602.50	12	250,470.00	10	174,426.00	8	116,010.00
Other									8	100,712.00
SUB-TOTAL	38	3,012,503.00	25	2,212,177.50	41	3,694,336.00	48	1,900,857.00	76	1,973,311.00
TOTAL PERMITS	52	6,770,039	36	4,590,086	63	11,265,052	78	9,067,153	85	4,558,743

	Feb-10		Feb-09		Feb-08		Feb-07		Feb-06	
	BP\U	Valuation	BP\U	Valuation	BP\U	Valuation	BP\U	Valuation	BP\U	Valuation
New Construction										
Single Family	6	1,241,853.00	10	2,356,154.00	2	610,710.00	6	1,377,371.00	9	2,558,734.00
Multi Family							2	1,204,890.00	1\4	578,547.00
Duplex							2	476,732.00	2\4	658,810.00
Townhomes					4	702,258.00	4	688,060.00	4	689,752.00
Commercial			2	1,218,212.00	1	10,213,849.00	1	5,100,750.00	4	7,883,628.00
Other								1	54,816.00	
SUB-TOTAL	6	1,241,853.00	12	3,574,366.00	7	11,526,817.00	15	8,847,803.00	18	12,424,287.00
Improvements										
Residential	53	493,681.00	18	330,955.00	42	404,320.00	9	297,040.00	7	341,600.00
Commercial	32	3,903,731.00	16	2,453,445.00	15	1,325,395.00	12	1,656,001.00	10	1,126,064.00
Fire Supression Systems	3	164,958.00	9	85,300.00	4	265,300.00	7	589,934.00	7	93,338.00
Other	3	27,500.00	3	76,621.00	6	86,500.00	3	11,970.00	3	10,606.00
SUB-TOTAL	91	4,589,870.00	46	2,946,321	67	2,081,515.00	31	2,554,945.00	27	1,571,608.00
TOTAL PERMITS	97	6,091,884.00	58	20,909,506.00	74	28,924,777.00	46	13,703,822.00	45	22,019,443.00



IMPACT FEES CALENDAR YEAR 2015

MONTH	STREET	FIRE	WATER	WW	MONTHLY	YTD
January	30,874.17	6,964.70	30,874.17	55,475.70	68,713.04	68,713.04
February	118,361.10	4,966.32	24,896.04	41,788.48	190,011.94	258,724.98
March					-	
April					-	
May					-	
June					-	
July					-	
August					-	
September					-	
October					-	
November					-	
December					-	

BUILDING REVENUE, FISCAL YEAR 2015

MONTH	BUILDING	PLAN REVIEW	ELECTRIC	MECHANICAL/ PLUMBING	Fire Alarm/ Suppression	Penalty/ Other Fees	Monthly	FISCAL YTD
June 2015							-	
May 2015							-	
April 2015							-	
March 2015							-	
February 2015	14,959.81	35,745.05	8,190.25	18,438.83	2,740.50	1,311.25	81,385.69	922,967.77
January 2015	21,467.00	44,290.54	3,959.25	9,409.60	635.00	422.75	80,184.14	841,582.08
December 2014	16,659.00	35,800.47	5,478.25	6,412.50	102.00	204.00	64,656.22	761,397.94
November 2014	62,875.58	30,802.48	12,026.36	8,730.58	832.00	370.25	115,637.25	696,741.72
October 2014	29,839.04	60,718.30	9,610.32	17,555.16	856.00	65.00	118,643.82	581,104.47
September 2014	64,855.90	45,306.53	9,176.50	11,678.50	1,251.50	1,319.50	133,588.43	462,460.65
August 2014	56,744.25	35,859.36	9,148.25	23,443.22	1,113.25	2,507.25	128,815.58	328,872.22
July 2014	83,341.05	83,995.37	9,504.00	17,640.35	-	5,575.87	200,056.64	200,056.64

Figures are for February-15	Housing Starts			Remodels & Additions (includes fences, garages & reroofs)			
	Permits	Valuation	Sq Footage	Residential	#	Valuation	
Single Family Residence	14	3,757,536.00	41,333	Commercial	9	142,780.00	
Duplex - Units					14	2,381,166.00	
Multi-Plex - Units					COMMERCIAL STARTS		
Townhome					Bldgs	Valuation	Sq Footage
Other				CITY			
February Total:	14	3,757,536.00	41,333	Fiscal Total	20	32,052,543.00	275,473
Total Fiscal Year:	251	94,540,964.00	996,387				