

City of Bozeman



BUILDING INSPECTION DIVISION

BUILDING PERMIT REPORT

2015/FY 2015

FISCAL YEAR 2015

	Apr-2015		Apr-2014		FYTD as of April 2015		FYTD as of April 2014	
	THIS MONTH - FY2015		THIS MONTH - FY2014		FY TO DATE - FY2015		FY TO DATE - FY2014	
NEW CONSTRUCTION	NO	VALUATION	NO	VALUATION	NO.	VALUATION	NO	VALUATION
SINGLE FAMILY	33	9,193,513.00	33	8,120,354.00	249	62,839,133.00	294	63,045,527.00
DUPLEX	1	343,554.00			18	6,162,506.00	6	1,566,611.00
MULTI-FAMILY APRIL UNITS - 4	1	711,042.00			32	59,678,747.00	27	37,632,483.00
FISCAL YEAR TOTAL UNITS -353						353 Units		425 UNITS
MISC (GARAGE, SHED, ADU ETC.)	4	215,673.00			28	5,832,657.00	23	1,650,028.00
ASSEMBLY	3	5,152,706.00			3	5,152,706.00	-	-
BUSINESS	1	17,500.00	2	2,763,887.00	9	7,018,561.00	6	4,552,076.00
EDUCATIONAL					-	-	-	-
FACTORY					1	260,704.00	-	-
HAZARDOUS					2	1,463,805.00	1	855,486.00
INSTITUTIONAL					2	36,381,270.00	1	7,739,564.00
MERCHANTILE					2	1,774,424.00	1	855,486.00
MOTEL/HOTEL					1	6,518,358.00	1	5,914,986.00
STORAGE / OTHER	3	951,456.00			13	1,778,131.00	3	665,770.00
TOTAL	46	16,585,444.00	35	10,884,241.00	360	194,861,002.00	363	124,478,017.00
ADDITION/REMODEL	NO.	VALUATION	NO.	VALUATION	NO.	VALUATION	NO.	VALUATION
RESIDENTIAL	14	2,823,585.00	27	856,613.00	193	6,899,936.00	260	3,979,116.00
COMMERCIAL	23	3,831,054.00	15	1,867,321.00	167	31,549,332.00	162	12,654,759.00
TOTAL	37	6,654,639.00	42	2,723,934.00	360	38,449,268.00	422	16,633,875.00
CONSTRUCTION VALUE								
REVENUE	NO	AMOUNT	NO	AMOUNT	NO	AMOUNT	NO	AMOUNT
BUILDING	102	51,559.56	91	44,492.00	893	446,288.47	835	105,102.50
PLAN CHECK	159	55,114.10	461	117,880.97	1,418	488,137.14	1,920	379,849.37
ELECTRICAL	73	7,620.00	79	6,565.25	747	142,769.90	635	56,554.08
PLUMBING/MECHANICAL	126	14,249.60	101	11,227.80	1,221	140,856.96	1,055	96,407.86
FIRE ALARM /SPRINKLER SYSTEM	4	475.25	2	432.00	54	10,097.50	75	9,096.25
DEMOLITION	5	375.00	2	150.00	31	2,025.00	28	2,025.00
CODE ENFORCEMENT			1	75.00	6	600.00	2	150.00
SIGNS PERMITS	10	418.75	10	584.00	88	4,792.25	78	3,757.00
PENALTIES	8	481.50	3	470.25	55	6,666.50	18	1,705.00
EXTENSION FEES	6	450.00	12	900.00	30	2,250.00	43	2,398.00
INSPECTION FEES	3	225.00	2	150.00	14	1,200.00	12	1,350.65
MISC REVENUE	9	76.00	3	31.50	51	862.62	2	1,126.50
TOTAL	505	131,044.76	767	182,958.77	4,608	1,246,546.34	4,703	659,522.21

Mr Chris Kukulski
 City Manager
 PO Box 1230
 Bozeman MT 59771

Dear Mr Kukulski:

The following report is submitted to show the permits issued and fees charged for the month of April 2015. The list of building, plumbing and electrical permits are attached in addition to the monthly and yearly summary of housing and commercial building activity.

	2015		2014	
	No.	Fee	No.	Fee
Electrical Permits	73	7,620.00	79	6,565.25
Plumbing/Mechanical Permits	126	14,249.60	101	11,227.80
Moving Permits				
Demolition Permits	5	375.00	2	150.00
Fire Alarm/Suppression Systems	4	475.25	2	432.00
Inspection Fees	3	225.00	2	150.00
Sign Permits	10	418.75	10	584.00
Code Enforcement			1	75.00
Penalty Fees	8	481.50	3	470.25
Plan Check Fees	159	55,114.10	461	117,880.97
Building Permits	102	51,559.56	91	44,492.00
SUB-TOTALS:	490	130,518.76	752	182,027.27
Other Bldg Div Rev.	9	76.00		
Water Payback Fees				
New Water	39	11,492.40	39	12,132.94
New Sewer	40	840.00	38	793.09
Water/Sewer Inspection Fee	39	3,900.00	38	3,700.00
Water Renewal				
Sewer Renewal				
Eng. Maps/Prints/Docs	4	64.82	5	201.75
Floodplain Dev. Permits				
Storm Water Permit			4	475.00
Degradation Permit	3	454.05	2	297.00
Street Cut Permits	4	200.00	2	100.00
Street/Alley Vacation Fees				
Cash-in-Lieu of Water Rights				
Other Eng. Misc. Rev.	3	301.25	2	31.50
Planning Docs/Maps				
Encroachment Permits			5	935.44
License Plate Fee				
Master Plan Amendment				
Subdivision Review Fees				
Improvements Agreement	2	800.00	2	19,156.72
Other Planning Div. Rev.	6	137.50		
Zoning/Comm. Dev. Docs/Maps				
Deposits / Rent Chall Gardens				
Certificate of Appropriateness COA				
Zone Map/Code Amendments				
Pay-in-lieu of Parks	1	25.00		
Planning & Zoning	44	37,301.64	37	47,165.75
Parade / Public Assembly Permit	1	35.00	6	415.00
Film Permit	1	30.00		
Annexation Fees				
V & A - Appeals				
V & A - Variances				
Other Zoning/CD Rev/Sign Tag				
Planned Unit Development - PUD				
Street Impact Fees	45	435,803.65	35	162,982.93
Fire Impact Fees	45	23,498.37	34	10,885.23
Water Impact Fees	42	196,514.47	40	91,552.84
WasteWater Impact Fees	43	144,060.29	40	53,673.22
SUB-TOTAL:	371	855,534.44	329	404,498.41
TOTAL RECEIPTS:	861	986,053.20	1,081	586,525.68

Respectfully submitted,

Bob Risk
 Chief Building Official

April 2015 - Building Permits										
DATE	PERMIT #	ADDRESS		OWNER	CONTRACTOR	PERMIT FEE	PLAN CHECK	SQ FOOT	VALUATION	DESCRIPTION
04/30/15	14 21284	1710	VAQUERO	SHINING MOUNTAIN LUTHERAN	MASSMANN STUDIOS	1,180.00	1,826.74	6,050	866,542.00	COMM CHURCHES & RELIGIOUS BLDG
04/07/15	14 21595	100	NELSON	MT DEPT TRANSPORTATION (MDOT)	KRUSE ENTERPRISES INC	5,004.00	6,211.24	20,848	2,416,909.00	COMM OFFICES, BANKS, PROF.BLDGS
04/14/15	15 21925	1485	CAMPBELL	AMERICAN SIMMENTAL ASSOC	MILLER CONSTRUCTION, JOHN L	3,870.00	4,923.54	16,124	1,869,255.00	COMM OFFICES, BANKS, PROF.BLDGS
04/27/15	15 21650	612	W GRIFFIN	LONGSHOT EQUITY LLC	MOUNTAIN HIGH HOMES INC	1,728.00	1,832.99	7,200	389,232.00	COMM OTHER NON-RESIDENTIAL BLD
04/07/15	14 21594	100	NELSON	MT DEPT TRANSPORTATION (MDOT)	KRUSE ENTERPRISES INC	1,646.00	2,237.89	7,396	392,432.00	COMM OTHER SHELTER, NON-HOUSEK.
04/07/15	14 21596	100	NELSON	MT DEPT TRANSPORTATION (MDOT)	KRUSE ENTERPRISES INC	624.00	734.74	3,200	169,792.00	COMM OTHER SHELTER, NON-HOUSEK.
04/08/15	15 21738	122	W MAIN	THE IMPERIAL FOUR HUNDRED LLC	NORTH FORK BUILDERS OF MONTANA	154.50	135.21	-	17,500.00	COMM RESTAURANTS & BARS
						14,206.50	17,902.35	60,818	6,121,662.00	
04/01/15	15 21794	321	E MAIN	AMSDEN, JOHN L SEP IRA	LANGLAS & ASSOCIATES, INC	358.50	363.68	-	60,000.00	COMM TENANT IMPROVEMENT
04/01/15	15 21978	777	E MAIN	DELANEY & COMPANY INC	LANGLAS & ASSOCIATES, INC	26.75	91.49	-	10,500.00	COMM TENANT IMPROVEMENT
04/06/15	15 21870	611	S 8TH	BOZEMAN SCHOOL DISTRICT #7	INGRAM-CLEVENGER, INC	1,023.75	1,106.96	33,050	290,000.00	COMM TENANT IMPROVEMENT
04/08/15	14 21609	1530	W MAIN	HARRIS BROTHERS LLC	LANGLAS & ASSOCIATES, INC	28.25	1,290.22	1,800	131,100.00	COMM TENANT IMPROVEMENT
04/08/15	15 21989	1960	N 19TH	YELLOWSTONE BANK	HULTENG, INC	1,051.25	1,060.32	7,220	300,000.00	COMM TENANT IMPROVEMENT
04/10/15	15 22003	2304	N 7TH	STATE OF MONTANA	MARTEL CONSTRUCTION, INC	439.75	406.75	3,160	85,000.00	COMM TENANT IMPROVEMENT
04/10/15	15 22028	402	E MAIN	LOCATI, JERRY	WASTCOAT CONSTRUCTION	79.50	78.98	-	10,000.00	COMM TENANT IMPROVEMENT
04/13/15	15 22037	1001	W OAK	TANGE FAMILY LLC	WALKER CONSTRUCTION	371.50	332.97	-	63,450.00	COMM TENANT IMPROVEMENT
04/15/15	15 22057	242	E MAIN	ANNA MILNER	LANGLAS & ASSOCIATES, INC	26.75	138.29	1,584	1,500.00	COMM TENANT IMPROVEMENT
04/15/15	15 22102	4150	VALLEY COMMONS	BIG SKY WESTERN BANK	MARTEL CONSTRUCTION, INC	545.75	496.93	-	141,662.00	COMM TENANT IMPROVEMENT
04/16/15	15 21933	714	S 8TH	CAMPUS CHRISTIAN CENTER	MONTANA CONSTRUCTION WORKS	109.50	140.41	-	11,800.00	COMM TENANT IMPROVEMENT
04/20/15	15 22097	421	W GRIFFIN	ROCKHOPPER LAND LLC	COLIN SHANE	26.75	17.39	-	1,500.00	COMM TENANT IMPROVEMENT
04/21/15	14 21573	912	N 7TH	LATTA, CHARLOTTE R &	MARTEL CONSTRUCTION, INC	102.00	5,038.97	52,000	2,100,000.00	COMM TENANT IMPROVEMENT
04/22/15	15 21898	1940	N 19TH	GARDEN INN CENTER LLC	LANGLAS & ASSOCIATES, INC	581.09	630.67	7,828	131,000.00	COMM TENANT IMPROVEMENT
04/24/15	15 22109	1001	W OAK	TANGE FAMILY LLC	WALKER CONSTRUCTION	368.25	330.85	-	74,100.00	COMM TENANT IMPROVEMENT
04/27/15	15 22069	120	N 19TH	bozeman deaconess	DIAMOND CONSTRUCTION	192.00	218.41	-	35,530.00	COMM TENANT IMPROVEMENT
04/27/15	15 22105	319	E MENDENHALL	101 ROUSE LLC	IRONWOOD INC	57.00	109.04	-	11,000.00	COMM TENANT IMPROVEMENT
04/30/15	15 21634	867	S 29TH	MITCHELL DEVELOPMENT	ALPENGLow HOMES INC	72.00	754.33	2,267	50,000.00	COMM TENANT IMPROVEMENT
04/30/15	15 21763	1609	S 11TH	TOWN AND COUNTRY FOODS S 11TH	BBG CONTRACTORS	32.75	698.59	5,695	107,757.00	COMM TENANT IMPROVEMENT
04/30/15	15 21794	321	E MAIN	AMSDEN, JOHN L SEP IRA	LANGLAS & ASSOCIATES, INC	42.00	363.68	-	60,000.00	COMM TENANT IMPROVEMENT
04/30/15	15 21862	867	S 29TH	MITCHELL DEVELOPMENT	MITCHELL DEVELOPMENT GROUP	26.75	294.62	1,693	32,200.00	COMM TENANT IMPROVEMENT
04/30/15	15 22003	2304	N 7TH	STATE OF MONTANA	MARTEL CONSTRUCTION, INC	64.50	406.75	3,160	85,000.00	COMM TENANT IMPROVEMENT
04/03/15	15 22059	317	E MENDENHALL	SWN CREEKSIDE LLC	SICKLER ROOFING SERVICE	268.75	-	-	37,955.00	COMMERCIAL REROOF
						5,895.09	14,370.30	119,457	3,831,054.00	
04/03/15	15 22021	516	S GRAND	GRIGSBY, PAUL &	CHASE-SKOGEN HOMES, INC	75.00	-	-	3,500.00	DEMOLITION PERMIT
04/08/15	15 22053	305	W PEACH	THREE PEACHES LLC	MONTANA READY MIX, LTD	75.00	-	-	15,500.00	DEMOLITION PERMIT
04/20/15	15 22081	402	W KOCH	MARTIN, BRIAN G &	OWNER IS GENERAL	75.00	-	-	2,500.00	DEMOLITION PERMIT
04/23/15	15 22166	2360	N 7TH	POWDER RIVER COMPANY LLC	WILLIAMS PLUMBING & HTG, INC /	75.00	-	-	3,500.00	DEMOLITION PERMIT
04/27/15	15 22086	620	E MENDENHALL	R G PROPERTIES LLC	WALKER CONSTRUCTION	75.00	-	-	17,000.00	DEMOLITION PERMIT
						375.00	-	-	42,000.00	
04/07/15	13 19720	510	MANLEY	MAP BREWING CO	PAUL BIERMAN CONSTRUCTION INC	49.50	2,520.31	9,138	3,900.00	FIRE PROTECTION SYSTEMS PERMIT
04/09/15	13 18832	3745	GALLOWAY	Rockworth Companies	RIMROCK CONSTRUCTION LLC	259.25	4,905.42	22,785	35,625.00	FIRE PROTECTION SYSTEMS PERMIT
04/17/15	14 20716	3011	N 27TH	CHASE SKOGEN CONSTRUCTION	CHASE-SKOGEN HOMES, INC	94.50	5,489.31	18,797	10,000.00	FIRE PROTECTION SYSTEMS PERMIT
04/21/15	14 20946	120	WATER LILY	NORTON RANCH HOMES LLC	NORTON RANCH HOMES, LLC	72.00	3,285.34	12,560	6,300.00	FIRE PROTECTION SYSTEMS PERMIT
						475.25	16,200.38	63,280	55,825.00	
04/01/15	15 21992	111	S GRAND	EMERSON CENTER HOLDINGS LLC	UPTOWN SIGNS	57.00	37.05	-	5,000.00	SIGN PERMIT
04/07/15	15 21903	867	S 29TH	MITCHELL DEVELOPMENT	SIGN PRODUCTS, INC	49.50	32.18	-	3,110.00	SIGN PERMIT
04/10/15	15 22029	280	W KAGY	MICHAEL MCKENNA	SIGN SOLUTIONS BOZEMAN	26.75	17.39	-	528.00	SIGN PERMIT
04/17/15	15 22025	1530	W MAIN	HARRIS BROTHERS LLC	CONCEPT DESIGN STUIDIOS	42.00	27.30	-	2,564.00	SIGN PERMIT
04/20/15	15 22054	1975	CATTAIL	GALLATIN TR LP/TWIST REALTY	SIGNS OF MONTANA	87.00	56.55	-	9,000.00	SIGN PERMIT
04/20/15	15 22098	1925	N 22ND	STUECK, DON E & DIXIE JULIE	SIGNS OF MONTANA	42.00	27.30	-	2,006.00	SIGN PERMIT
04/23/15	15 22071	920	W MAIN	THE COMMUNITY FOOD CO-OP INC	SCS-SUDDERTH CUSTOM SOLUTIONS	26.75	34.78	-	400.00	SIGN PERMIT
04/27/15	15 22042	602	S FERGUSON	Lennon, DAN COCHRAN	SIGN SOLUTIONS BOZEMAN	26.75	17.39	-	199.00	SIGN PERMIT
04/28/15	15 21940	122	W MAIN	THE IMPERIAL FOUR HUNDRED LLC	CSG MEDIA LLC	34.25	22.26	-	2,000.00	SIGN PERMIT
04/30/15	15 22172	705	OSTERMAN	FRONTAGE ROAD COMM PROP LLC	SIGN SOLUTIONS BOZEMAN	26.75	17.39	-	436.00	SIGN PERMIT
						418.75	289.59	-	25,243.00	
04/22/15	15 21928	4521	BRISBIN	FRY, CHAD & ALICIA	ASCENT HOME BUILDERS INC	275.00	346.29	1,320	100,168.00	RES ACCESSORY DWELLING UNIT

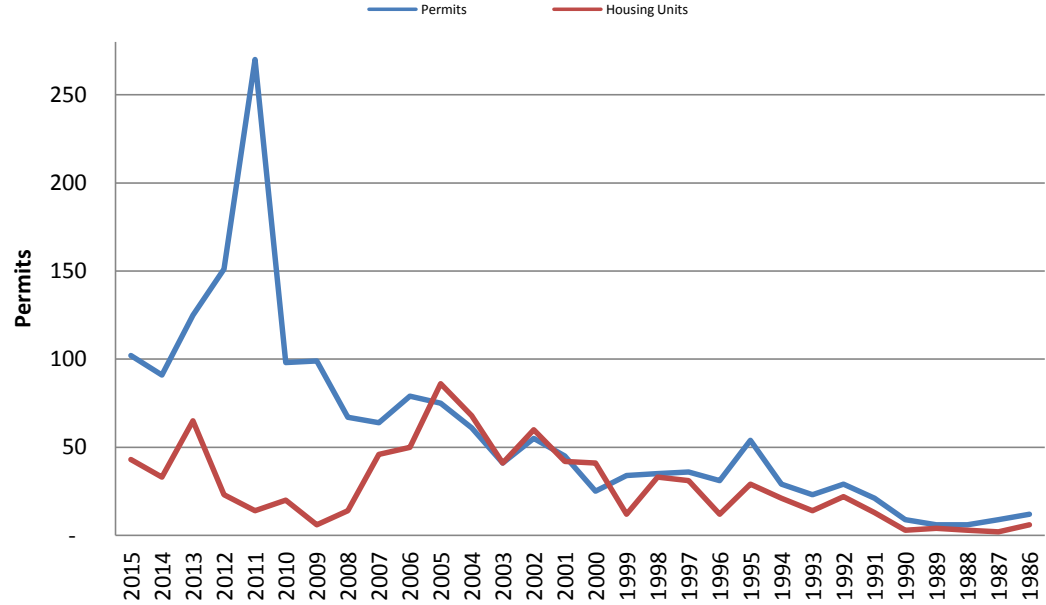
DATE	PERMIT #	ADDRESS	OWNER	CONTRACTOR	PERMIT FEE	PLAN CHECK	SQ FOOT	VALUATION	DESCRIPTION
04/03/15	15 21857	895 LONGBOW	JEFF MEYER	MEYER-GARRITY GROUP LLC	852.00	992.64	2,880	343,554.00	RES DUPLEX (2 UNITS)
04/07/15	15 21734	413 N BLACK	COCHRAN, WILLIAM L	MITCHELL ROE CONSTRUCTION, INC	276.00	444.70	1,326	91,946.00	RES GARAGES & CARPORTS
04/20/15	15 22076	303 N BROADWAY	CUNNINGHAM, ERICA LYNN	EDGE CONSTRUCTION, LLC	147.00	112.94	426	16,968.00	RES GARAGES & CARPORTS
04/22/15	15 22035	417 W STORY	ALEX BUCK	BATTLE RIDGE CONSTRUCTION INC	113.00	200.99	600	23,898.00	RES GARAGES & CARPORTS
04/24/15	14 21417	701 N MONTANA	ALSENTZER, GERALD & MARY LOU	CLEAN SLATE TILE	243.00	316.65	1,156	82,861.00	RES GARAGES & CARPORTS
04/03/15	15 21937	3442 PARKWAY	MORRISON,ROBERT J & KATHLEEN D	MCINTOSH CONSTRUCTION	648.00	755.02	2,882	272,505.00	RES SINGLE FAMILY DWELLING
04/07/15	15 21733	413 N BLACK	COCHRAN, WILLIAM L	MITCHELL ROE CONSTRUCTION, INC	588.00	1,040.70	2,528	267,791.00	RES SINGLE FAMILY DWELLING
04/07/15	15 21871	3126 SAVANNAH	ROBERTSON, BRUCE J & KERRIE	C.W.J. & ASSOCIATES	718.00	834.46	2,585	298,577.00	RES SINGLE FAMILY DWELLING
04/08/15	15 21810	3334 S 26TH	VELOCITY DEVELOPMENT	VELOCITY PEAK CONST G MEGARGEL	574.00	686.49	2,594	230,561.00	RES SINGLE FAMILY DWELLING
04/10/15	15 21939	2480 FARRIER	GAMRADT, KELLEN	DON SCHMIDT CONTRACTING,LLC	685.00	818.53	3,071	281,223.00	RES SINGLE FAMILY DWELLING
04/15/15	15 21838	766 ROSA	SADIK,JEFFREY D	KIRCHHOFF CONSTRUCTION	623.00	722.13	2,768	261,949.00	RES SINGLE FAMILY DWELLING
04/15/15	15 21839	772 ROSA	SADIK,JEFFREY D	KIRCHHOFF CONSTRUCTION	623.00	722.13	2,768	261,949.00	RES SINGLE FAMILY DWELLING
04/16/15	15 21877	2954 WESTWIND	SCHUELKE, PAUL	MATT COOPER CONSTRUCTION LLC	466.00	601.12	2,133	192,899.00	RES SINGLE FAMILY DWELLING
04/16/15	15 21983	4649 KIMBERWICKE	JONES, SCOTT G & DEANN	ST CUSTOM HOMES LLC	832.00	1,003.38	2,838	337,034.00	RES SINGLE FAMILY DWELLING
04/20/15	15 21653	2020 JACOBS	JOE ROBB	JPR CONSTRUCTION INC	625.00	748.35	2,806	255,068.00	RES SINGLE FAMILY DWELLING
04/20/15	15 22000	4601 KIMBERWICKE	STONERIDGE PROPERTIES LLC	STONERIDGE PROPERTIES LLC	851.00	991.72	3,848	343,105.00	RES SINGLE FAMILY DWELLING
04/20/15	15 22023	6029 BLACKWOOD	DOHERTY, LYNN I	MCINTOSH CONSTRUCTION	539.00	619.97	2,415	220,457.00	RES SINGLE FAMILY DWELLING
04/21/15	14 21375	620 E PEACH	MARIANTHAL, ALEX & JAMES	VERT INDUSTRIES	590.00	867.06	2,593	254,251.00	RES SINGLE FAMILY DWELLING
04/21/15	15 21769	1318 PINNACLE STAR	DEHLENDORF, JACQUELINE & SCOTT	COOKSTAR PRODUCTIONS	780.00	921.10	3,496	321,351.00	RES SINGLE FAMILY DWELLING
04/21/15	15 21811	4858 GOLDEN GATE	RIVER ROCK INVESTMENTS LLC	MOUNTAIN HIGH HOMES INC	634.00	742.05	2,816	266,307.00	RES SINGLE FAMILY DWELLING
04/21/15	15 21817	1710 MIDFIELD	FRANKLIN,CHARLES E & KATHRYN	FRANKLIN BUILDERS	731.00	943.99	3,270	301,972.00	RES SINGLE FAMILY DWELLING
04/21/15	15 21934	3414 PARKWAY	JACKSON, DUSTIN LEE & DAVYA M	CAVALLINI CONST LLC/CAVACRES I	1,037.00	1,207.81	4,627	431,177.00	RES SINGLE FAMILY DWELLING
04/21/15	15 21951	2360 ANDALUSIAN	TRADEMARK INC	TRADEMARK, INC	784.00	958.94	3,541	315,146.00	RES SINGLE FAMILY DWELLING
04/22/15	15 21641	2412 MILKHOUSE	ROI LLC	ROI LLC	457.00	587.93	2,054	185,588.00	RES SINGLE FAMILY DWELLING
04/22/15	15 21927	4521 BRISBIN	FRY, CHAD & ALICIA	ASCENT HOME BUILDERS INC	646.00	840.91	2,860	293,956.00	RES SINGLE FAMILY DWELLING
04/22/15	15 21976	1513 MAIDEN SPIRIT	KUJALA, LEVI J & ANGELA R	ASCENT HOME BUILDERS INC	799.00	997.19	2,910	334,066.00	RES SINGLE FAMILY DWELLING
04/23/15	15 21999	217 SILVER CLOUD	EKSTROM MATTHEW E & BRIDGET R	LOCATION X ARCHITECTURE	1,043.00	1,247.51	4,674	428,818.00	RES SINGLE FAMILY DWELLING
04/24/15	15 21731	1826 N HUNTERS	MAHAR MONTANA HOMES LLC	ROSET AND ASSOCIATES INC	619.00	698.91	2,775	253,899.00	RES SINGLE FAMILY DWELLING
04/27/15	14 21517	1713 MIDFIELD	DCT LAND COMPANY, LLC	PAUL BIERMAN CONSTRUCTION INC	779.00	973.82	3,466	325,775.00	RES SINGLE FAMILY DWELLING
04/27/15	14 21557	853 JOSEPHINE	BOZEMAN DEACONESS REAL ESTATE	CHASE-SKOGEN HOMES, INC	509.00	626.32	2,274	209,752.00	RES SINGLE FAMILY DWELLING
04/27/15	15 22043	2390 ANDALUSIAN	LUX, ROBERT R & NANCY N	BLACK LABEL CONSTRUCTION CO	956.75	1,202.58	4,172	381,260.00	RES SINGLE FAMILY DWELLING
04/28/15	15 21654	2074 JACOBS	JOE ROBB	JPR CONSTRUCTION INC	625.00	374.18	2,806	255,068.00	RES SINGLE FAMILY DWELLING
04/28/15	15 21977	1305 CRABAPPLE	STEAN BUILDERS LLC	UPLAND CONSTRUCTION MGMT LLC	463.75	584.43	1,962	177,787.00	RES SINGLE FAMILY DWELLING
04/28/15	15 22048	3447 MONIDA	HOME BASE MONTANA	SUNRISE HOMES, LLC	603.00	723.11	2,718	244,292.00	RES SINGLE FAMILY DWELLING
04/28/15	15 22096	3429 MONIDA	HOME BASE MONTANA	SUNRISE HOMES, LLC	499.00	612.18	2,253	201,314.00	RES SINGLE FAMILY DWELLING
04/29/15	15 21986	2493 THOROUGHbred	ST CUSTOM HOMES LLC	ST CUSTOM HOMES LLC	904.00	1,104.17	3,032	363,400.00	RES SINGLE FAMILY DWELLING
04/30/15	15 21995	2400 ANDALUSIAN	BIGGERSTAFF, JERAD & BETSY M	BIGGERSTAFF CONSTRUCTION CO	815.00	997.39	3,700	325,048.00	RES SINGLE FAMILY DWELLING
04/22/15	15 21656	2740 COBBLESTONE	P & C PARTNERSHIPS	SHANE COLLINS CONSTRUCTION INC	1,828.00	1,044.29	8,164	711,042.00	RES TRIPLEX, FOURPLEX
					25,780.50	30,214.08	111,107	10,463,782.00	
04/08/15	15 21997	505 N 17TH	HOFF, DARLA A	JOHN SHORT CUSTOM CONST INC	207.00	216.13	1,248	25,000.00	RES ADDITION
04/02/15	15 21901	410 N CHURCH	FRIEND, NICOLE & ROBERT	SOVULEWSKI CONSTRUCTION	335.75	319.49	500	52,965.00	RES ALTERATION
04/03/15	15 21627	1016 S 5TH	BIANCO, DONALD J	OZZ CONSTRUCTION	72.00	46.80	-	7,000.00	RES ALTERATION
04/07/15	15 21938	3252 LILY	MESSINA, PERRY & COLLEEN	JESPERSON CONSTRUCTION INC	391.00	370.18	630	70,000.00	RES ALTERATION
04/08/15	14 21457	1016 S 5TH	CHRIS BIANCO	OZZ CONSTRUCTION	132.00	85.80	-	15,000.00	RES ALTERATION
04/08/15	15 22052	1504 S GRAND	WELDON, JAMES & LOUISE	SHAHN STEELE CORPORATION	169.50	169.66	-	20,000.00	RES ALTERATION
04/13/15	15 22103	388 MATHAW BIRD	GAGE, CRAIG RANDALL	OWNER IS GENERAL	57.00	-	-	7,000.00	RES ALTERATION
04/15/15	15 22127	3104 W BABCOCK	KELM, ROY H & ARDELLA M	HOMESITE SERVICES	26.75	17.39	-	600.00	RES ALTERATION
04/16/15	15 21926	401 W OLIVE	WEST OLIVE LLC	JESPERSON CONSTRUCTION INC	221.25	474.34	-	28,000.00	RES ALTERATION
04/16/15	15 22075	216 N CHURCH	ADAMS, MERLE D & TANNIS HART	OWNER IS GENERAL	230.75	194.51	-	30,000.00	RES ALTERATION
04/03/15	15 22063	1017 W STORY	GOODPASTER, STEVEN & SANDRA	GOODPASTER CONSTRUCTION	42.00	-	-	3,000.00	RESIDENTIAL REROOF
04/17/15	15 22158	916 S 3RD	BODDY, JAMES R	SICKLER RESIDENTIAL ROOFING	87.00	-	-	8,385.00	RESIDENTIAL REROOF
04/27/15	15 22188	1116 S PINECREST	SKEELE, THOMAS	SICKLER RESIDENTIAL ROOFING	72.00	-	-	6,685.00	RESIDENTIAL REROOF
04/29/15	15 22186	106 DONNA	KIMM, CLARE SR	DARK HORN CONSTRUCTION	87.00	-	-	8,750.00	RESIDENTIAL REROOF
April 2015: 102 Permits; 43 New Housing Units: \$20,821,951.00 Valuation					2,131.00	1,894.30	2,378	282,385.00	
April 2014: 91 Permits; 33 New Housing Units; \$13,477,877.00 Valuation					49,282.09	80,871.00	357,040	20,821,951.00	

Month of April

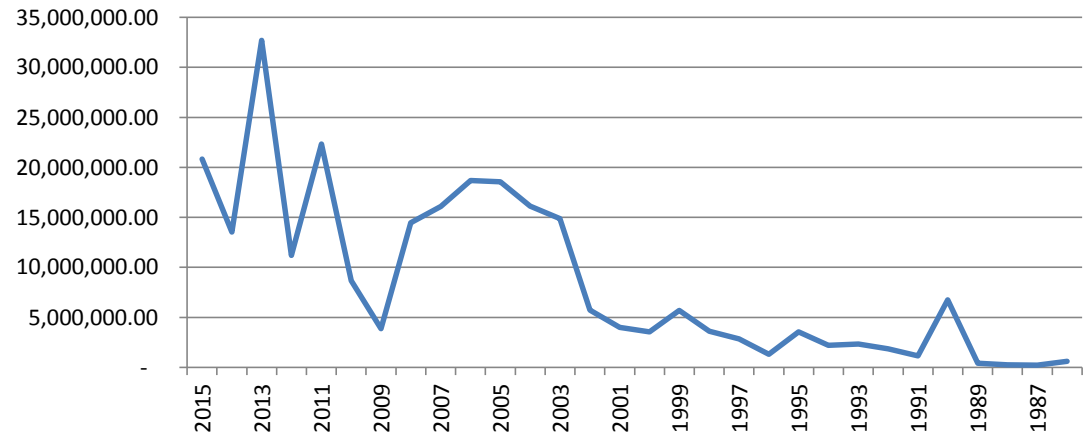
THIRTY YEAR BUILDING PERMIT COMPARISON

Year	Housing		Valuation	Fiscal YTD	
	Permits	Units		Permits	Units
2015	102	43	20,821,951.00	894	615
2014	91	33	13,536,262.00	625	292
2013	125	65	32,693,783.00	477	241
2012	151	23	11,210,625.00	420	223
2011	270	14	22,347,612.00	1,783	189
2010	98	20	8,659,805.00	3,072	206
2009	99	6	3,861,156.00	1,274	180
2008	67	14	14,475,650.00	1,044	249
2007	64	46	16,094,245.00	900	758
2006	79	50	18,676,979.00	832	670
2005	75	86	18,558,581.00	893	954
2004	61	68	16,112,357.00	964	879
2003	41	41	14,860,019.00	853	614
2002	55	60	5,734,666.00	806	526
2001	45	42	4,009,425.00	682	422
2000	25	41	3,554,059.00	629	415
1999	34	12	5,699,393.00	672	546
1998	35	33	3,617,603.00	736	423
1997	36	31	2,843,423.00	787	309
1996	31	12	1,318,553.00	757	454
1995	54	29	3,536,645.00	736	474
1994	29	21	2,210,391.00	493	323
1993	23	14	2,317,422.00	533	339
1992	29	22	1,864,515.00	442	231
1991	21	13	1,151,439.00	340	215
1990	9	3	6,731,478.00	229	106
1989	6	4	417,420.00	166	80
1988	6	3	241,560.00	137	47
1987	9	2	208,800.00	190	48
1986	12	6	592,304.00	236	113

Thirty Year Building Permit Comparison



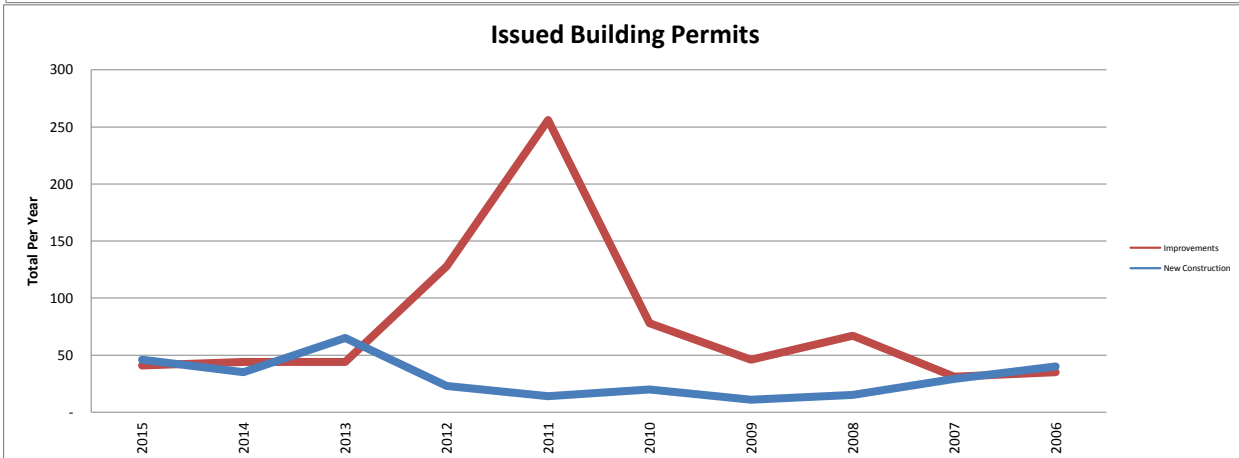
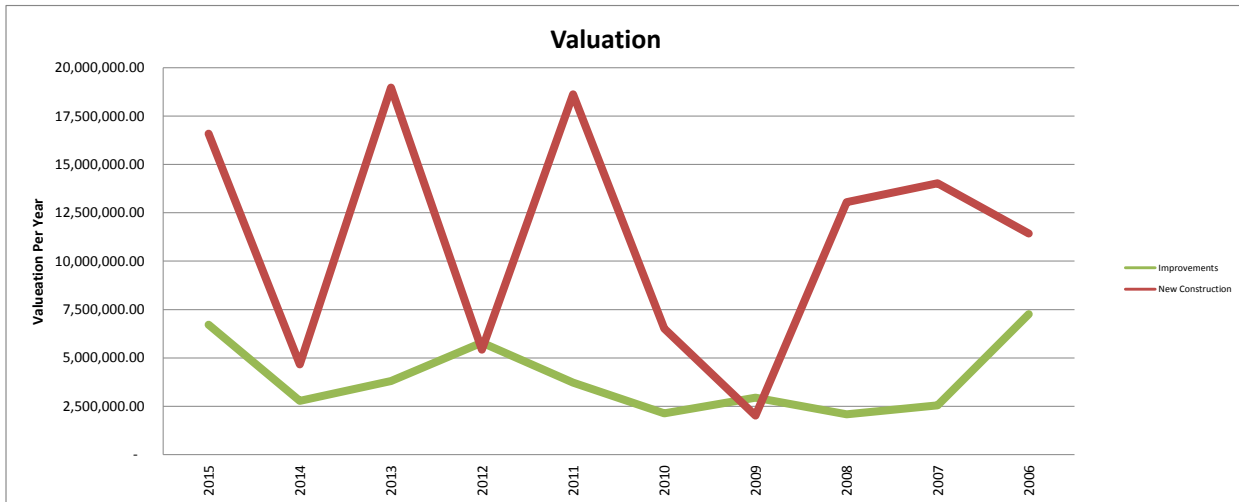
Valuations



**SINGLE MONTH COMPARISON FOR 10 YEAR BUILDING PERMITS
BUILDING DEPARTMENT -- CITY OF BOZEMAN**

	Mar-15		Mar-14		Mar-13		Mar-12		Mar-11	
	BP\U	Valuation	BP\U	Valuation	BP\U	Valuation	BP\U	Valuation	BP\U	Valuation
New Construction										
Single Family	32	9,093,345.00	25	259,213.12	44	10,751,583.00	21	5,063,022.00	10	2,382,753.00
Multi Family	1	711,042.00			1	725,461.00			1	256,845.00
Duplex	1	343,554.00			2	774,322.00				
Townhomes			8	1,640,026.00	14	2,291,264.00	2	361,262.00	3	15,989,648.00
Commercial	7	6,121,662.00	2	2,763,887.00	4	4,425,088.00				
Other	5	315,841.00								
SUB-TOTAL	46	16,585,444.00	35	4,663,126.12	65	18,967,718.00	23	5,424,284.00	14	18,629,246.00
Improvements										
Residential	14	2,823,585.00	27	856,613.00	23	514,792.00	81	1,546,214.00	185	1,653,406.00
Commercial	23	3,831,054.00	15	1,867,321.00	21	3,288,733.00	35	4,093,313.00	61	1,849,029.00
Fire Supression Systems	4	55,825.00	2	58,385.00			5	118,271.00	2	20,956.00
Other							7	28,543.00	8	194,975.00
SUB-TOTAL	41	6,710,464.00	44	2,782,319.00	44	3,803,525.00	128	5,786,341.00	256	3,718,366.00
TOTAL PERMITS	87	23,295,908	79	7,445,445.12	109	22,771,243.00	151	11,210,625.00	270	22,347,612.00

	Mar-10		Mar-09		Mar-08		Mar-07		Mar-06	
	BP\U	Valuation	BP\U	Valuation	BP\U	Valuation	BP\U	Valuation	BP\U	Valuation
New Construction										
Single Family	16	3,089,110.00	4	1,098,954.00	10	2,455,121.00	16	3,370,158.00	31	8,030,295.00
Multi Family					1	552,452.00	6	1,948,245.00	4	1,889,966.00
Duplex	2	932,738.00					1	278,112.00		
Townhomes			2	264,328.00			1	824,678.00	4	852,112.00
Commercial	2	2,502,673.00	5	660,734.00	3	9,966,487.00	5	7,608,985.00	1	650,940.00
Other					1	80,464.00				
SUB-TOTAL	20	6,524,521.00	11	2,024,016.00	15	13,054,524.00	29	14,030,178.00	40	11,423,313.00
Improvements										
Residential	51	965,682.00	56	709,720.00	14	686,997.00	14	413,199.00	17	193,856.00
Commercial	17	1,021,177.00	16	283,285.00	11	547,390.00	10	1,484,100.00	14	6,885,000.00
Fire Supression Systems	6	54,045.00	12	652,635.00	12	173,953.00	4	103,306.00	4	159,810.00
Other	4	94,380.00	4	191,500.00	16	93,250.00	1	6,374.00		15,000.00
SUB-TOTAL	78	2,135,284.00	46	2,946,321	67	2,081,515.00	31	2,554,945.00	35	7,253,666.00
TOTAL PERMITS	98	8,659,805.00	57	4,970,337.00	82	15,136,039.00	60	2,554,945.00	75	18,676,979.00



IMPACT FEES CALENDAR YEAR 2015

MONTH	STREET	FIRE	WATER	WW	MONTHLY	YTD
January	30,874.17	6,964.70	30,874.17	55,475.70	68,713.04	68,713.04
February	118,361.10	4,966.32	24,896.04	41,788.48	190,011.94	258,724.98
March	363,072.79	22,129.86	158,809.74	95577.67	639,590.06	898,315.04
April	435,803.65	23,498.37	196,514.47	144,060.29	799,876.78	1,698,191.82
May					-	
June					-	
July					-	
August					-	
September					-	
October					-	
November					-	
December					-	

BUILDING REVENUE, FISCAL YEAR 2015

MONTH	BUILDING	PLAN REVIEW	ELECTRIC	MECHANICAL/ PLUMBING	Fire Alarm/ Suppression	Penalty/ Other Fees	Monthly	FISCAL YTD
June 2015							-	
May 2015							-	
April 2015	51,559.56	55,114.10	7,620.00	14,249.60	4.00	475.25	129,022.51	1,179,127.61
March 2015	43,987.27	60,442.44	7,705.00	13,298.62	231.00	1,473.00	127,137.33	1,050,105.10
February 2015	14,959.81	35,745.05	8,190.25	18,438.83	2,740.50	1,311.25	81,385.69	922,967.77
January 2015	21,467.00	44,290.54	3,959.25	9,409.60	635.00	422.75	80,184.14	841,582.08
December 2014	16,659.00	35,800.47	5,478.25	6,412.50	102.00	204.00	64,656.22	761,397.94
November 2014	62,875.58	30,802.48	12,026.36	8,730.58	832.00	370.25	115,637.25	696,741.72
October 2014	29,839.04	60,718.30	9,610.32	17,555.16	856.00	65.00	118,643.82	581,104.47
September 2014	64,855.90	45,306.53	9,176.50	11,678.50	1,251.50	1,319.50	133,588.43	462,460.65
August 2014	56,744.25	35,859.36	9,148.25	23,443.22	1,113.25	2,507.25	128,815.58	328,872.22
July 2014	83,341.05	83,995.37	9,504.00	17,640.35	-	5,575.87	200,056.64	200,056.64

Figures are for April-15	Housing Starts			Remodels & Additions (includes fences, garages & reroofs)				
	Permits	Valuation	Sq Footage	Residential	#	Valuation		
Single Family Residence	32	9,093,345.00	95,235	Commercial	14	2,823,585.00		
Duplex - 2 Units	1	343,554.00	2,880		23	3,831,054.00		
Multi-Plex - 4 Units	1	711,042.00	8,164		COMMERCIAL STARTS			
Townhome					Bldgs	Valuation	Sq Footage	
Other	5	315,841.00	4,828	CITY	7	6,121,662.00	60,818	
April Total:	39	10,463,782	111,107	Fiscal Total	67	42,345,222.00	343,539	
Total Fiscal Year:	327	118,024,920.00	1,247,390					