

BUILDING PERMIT REPORT

2016/FY 2017							FISCAL YEAR 2017	
	Apr-2017		Apr-2016		FYTD as of April 2017		FYTD as of April 2016	
	THIS MONTH - FY2017		THIS MONTH - FY2016		FY TO DATE - FY2017		FY TO DATE - FY2016	
NEW CONSTRUCTION	NO	VALUATION	NO	VALUATION	NO.	VALUATION	NO	VALUATION
SINGLE FAMILY	33	8,906,977.00	21	5,234,751.00	243	60,532,172.00	170	42,118,598.00
DUPLEX	2	693,901.00	5	1,775,176.00	20	6,911,020.00	22	6,079,094.00
MULTI-FAMILY APRIL UNITS - 8	1	201,892.00			17	22,587,421.00	25	32,246,615.00
FISCAL YEAR TOTAL UNITS - 272					-	272 Units	-	415 Units
MISC (GARAGE, SHED, ADU ETC.)	4	202,565.00	5	177,643.00	21	1,289,266.00	30	1,254,120.00
ASSEMBLY					2	135,044.00	3	2,336,632.00
BUSINESS			1	533,278.00	8	4,095,735.00	3	13,828,911.00
EDUCATIONAL					1	247,500.00	-	-
FACTORY					-	-	-	-
HAZARDOUS					-	-	-	-
INSTITUTIONAL					-	-	-	-
MERCHANTILE					-	-	-	-
MOTEL/HOTEL					1	2,190,871.00	-	-
STORAGE / OTHER	1	20,000.00			13	3,660,663.00	13	20,137,374.00
TOTAL	41	10,025,335.00	32	7,720,848.00	326	101,649,692.00	266	118,001,344.00
ADDITION/REMODEL	NO.	VALUATION	NO.	VALUATION	NO.	VALUATION	NO.	VALUATION
RESIDENTIAL	22	533,939.00	6	260,800.00	149	3,780,833.00	118	6,688,320.00
COMMERCIAL	29	4,804,899.00	17	2,603,775.00	177	75,741,020.00	136	25,606,556.00
TOTAL	51	5,338,838.00	23	2,864,575.00	326	79,521,853.00	254	32,294,876.00
CONSTRUCTION VALUE								
REVENUE	NO	AMOUNT	NO	AMOUNT	NO	AMOUNT	NO	AMOUNT
BUILDING	104	48,049.86	68	34,266.15	723	338,351.04	570	352,525.00
PLAN CHECK	219	44,435.80	142	57,135.78	1,078	471,846.79	1,042	404,874.90
ELECTRICAL	96	10,070.99	84	12,679.74	629	84,201.88	656	62,263.79
PLUMBING/MECHANICAL	148	14,643.66	145	17,854.50	944	108,855.81	831	91,759.58
FIRE ALARM /SPRINKLER SYSTEM	4	310.25	8	1,901.50	64	8,647.25	43	6,914.75
DEMOLITION / MOVING	2	300.00	1	75.00	16	2,011.00	13	975.00
CODE ENFORCEMENT	1	75.00	-	-	2	150.00	6	525.00
SIGNS PERMITS	6	221.00	4	272.75	47	2,727.25	63	3,207.50
PENALTIES	14	2,174.00	6	677.00	25	3,265.75	30	3,219.75
EXTENSION FEES	10	1,125.00	13	975.00	41	3,450.00	38	2,850.00
INSPECTION FEES	-	-	2	150.00	9	1,162.50	15	1,200.00
MISC REVENUE	-	-	3	6.00	5	2,114.00	17	100.00
TOTAL	604	121,405.56	476	125,993.42	3,583	1,026,783.27	3,324	930,415.27

Mr Chris Kukulski
 City Manager
 PO Box 1230
 Bozeman MT 59771

Dear Mr Kukulski:

The following report is submitted to show the permits issued and fees charged for the month of April 2017. The list of building, plumbing and electrical permits are attached in addition to the monthly and yearly summary of housing and commercial building activity.

	2017		2016	
	No.	Fee	No.	Fee
Electrical Permits	96	1,070.99	73	8,218.75
Plumbing/Mechanical Permits	148	14,643.66	123	21,590.25
Moving Permits	-	-	-	-
Demolition Permits	2	300.00	2	150.00
Fire Alarm/Suppression Systems	4	310.25	6	360.50
Inspection Fees	-	-	1	75.00
Sign Permits	6	221.00	7	360.50
Code Enforcement	1	75.00	5	412.50
Penalty Fees	14	2,174.00	7	952.01
Plan Check Fees	219	44,435.80	239	61,639.05
Building Permits	104	48,049.86	135	43,984.44
SUB-TOTALS:	594	111,280.56	598	137,743.00
Other Bldg Div Rev.			3	229.00
Building Bond Fees				
New Water	43	12,975.51	46	1,455.47
New Sewer	49	1,029.00	47	945.00
Water/Sewer Inspection Fee	49	4,900.00	48	4,600.00
Eng. Maps/Prints/Docs	7	134.45	13	272.20
Floodplain Dev. Permits				
Storm Water Permit				
Degradation Permit			4	596.70
Street Cut Permits	1	50.00	4	200.00
Cash-in-Lieu of Water Rights				
Other Eng. Misc. Rev.	4	769.29	1	522.60
Planning Docs/Maps				
Encroachment Permits				
Planning Reuse permit			8	1,035.00
Planning Review Residential	55	2,860.00	1	125.00
Planning Review Commercial	8	880.00	45	2,250.00
Planning Review Signs	9	983.00	20	2,100.00
Business Licenses	100	4,317.50		
Master Plan Amendment				
Improvements Agreement				
Other Planning Div. Rev.	12	120.00	17	180.00
Zoning/Comm. Dev. Docs/Maps				
Deposits / Rent Chall Gardens				
Certificate of Appropriateness COA				
Zone Map/Code Amendments				
Pay-in-lieu of Parks	4	325.00		
Planning & Zoning	56	268,052.29	57	282,657.84
Parade / Public Assembly Permit	9	3,140.00	4	355.00
Film Permit				
Annexation Fees				
Other Zoning/CD Rev/Sign Tag				
Planned Unit Development - PUD				
Street Impact Fees	40	198,025.71	42	183,246.50
Fire Impact Fees	41	14,781.65	46	25,738.95
Water Impact Fees	38	105,559.05	46	189,994.00
WasteWater Impact Fees	38	59,635.76	47	160,031.37
SUB-TOTAL:	563	678,538.21	499	856,534.63
TOTAL RECEIPTS:	1,157	789,818.77	1,097	994,277.63

Respectfully submitted,

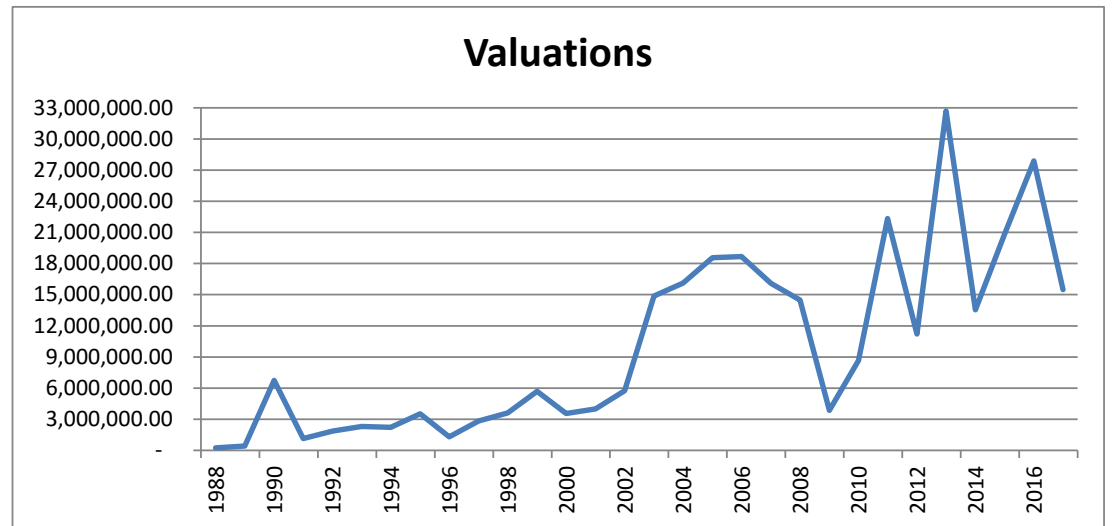
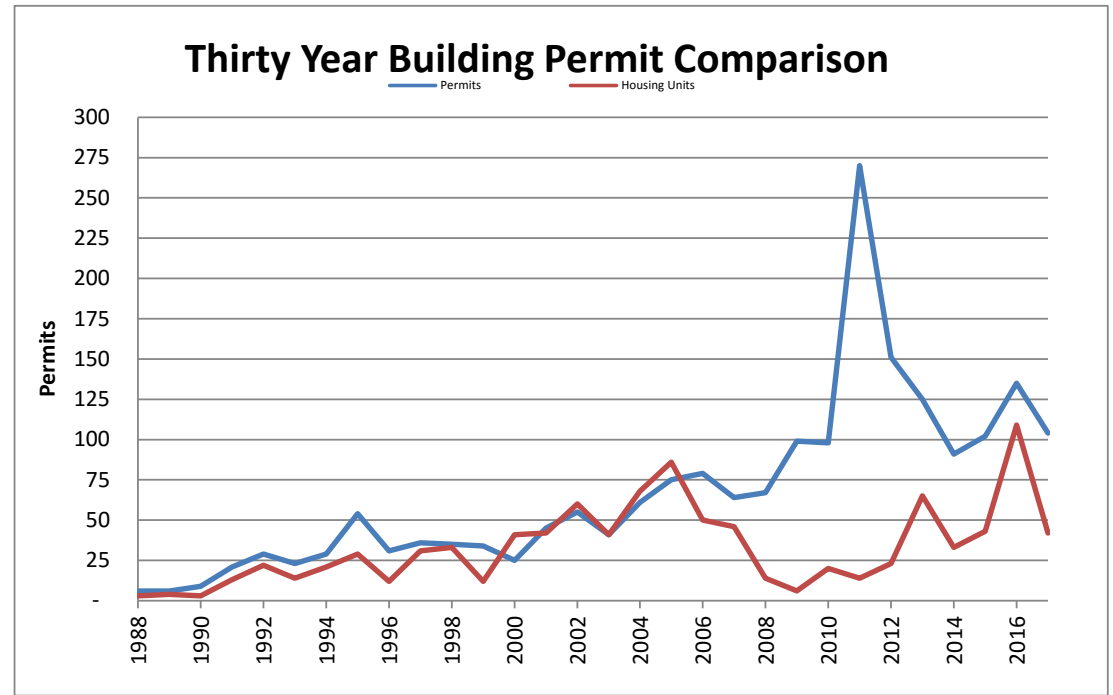
Bob Risk
 Chief Building Official

DATE	PERMIT #	ADDRESS	OWNER	CONTRACTOR	PERMIT FEE	PLAN CHECK	SQ FOOT	VALUATION	DESCRIPTION
04/19/17	17 24882	109 S LAUREL	NORTON RANCH HOMES LLC	NORTON RANCH HOMES, LLC	448.00	545.46	2,012	182,593.00	RES SINGLE FAMILY DWELLING
04/19/17	17 25127	4132 MOONSTONE	FLANDERS MILL LLC	SWIFTCURRENT BUILDERS LLC	678.00	768.17	2,479	283,949.00	RES SINGLE FAMILY DWELLING
04/21/17	17 25102	4167 SUNSTONE	STEFANI, RICHARD & ANNE	ERICKSON, T.C.B. INC	839.00	1,048.86	3,769	342,404.00	RES SINGLE FAMILY DWELLING
04/21/17	17 25105	419 N CLIFDEN	ANGELLY, DEBORAH L & DAVID	ASH CONSTRUCTION INC	850.00	1,088.29	3,814	338,826.00	RES SINGLE FAMILY DWELLING
04/21/17	17 25138	4450 GLENWOOD	MT VIEW HOMES	AARON MILLS CONSTRUCTION	488.00	577.63	2,222	202,723.00	RES SINGLE FAMILY DWELLING
04/21/17	17 25139	4458 GLENWOOD	MT VIEW HOMES	AARON MILLS CONSTRUCTION	467.00	558.19	2,097	190,541.00	RES SINGLE FAMILY DWELLING
04/21/17	17 25173	486 VALLEY	JJVM PROPERTIES LLC	KAMP KREEK DESIGNS LLC	438.00	575.19	1,969	178,038.00	RES SINGLE FAMILY DWELLING
04/24/17	17 25060	2520 KOOTENAI	EBBIGHAUSEN HOMES	EBBIGHAUSEN HOMES INC	852.00	943.91	3,012	351,084.00	RES SINGLE FAMILY DWELLING
04/25/17	17 24854	621 N BOZEMAN	SHAIDA, PETER CHRISTOPHER	LESS-HOUSE	507.00	702.46	2,177	230,610.00	RES SINGLE FAMILY DWELLING
04/25/17	17 25140	2461 ANDALUSIAN	CAMPS, STEVEN & KATHY	BIGGERSTAFF CONSTRUCTION CO	634.00	863.92	2,860	258,325.00	RES SINGLE FAMILY DWELLING
04/25/17	17 25145	2438 FARRIER	CAMPS, STEVEN & KATHY	BIGGERSTAFF CONSTRUCTION CO	898.00	1,244.71	4,035	367,144.00	RES SINGLE FAMILY DWELLING
04/27/17	17 25065	3130 FLURRY	PATRICK EIBS	ROI LLC	534.00	673.84	2,470	229,589.00	RES SINGLE FAMILY DWELLING
04/27/17	17 25098	3139 FLURRY	ROI, LLC	ROI LLC	582.00	708.53	2,609	237,570.00	RES SINGLE FAMILY DWELLING
04/28/17	17 25133	2978 TRADE WIND	AARON MILLS	AARON MILLS CONSTRUCTION	467.00	558.19	2,097	190,143.00	RES SINGLE FAMILY DWELLING
04/28/17	17 25136	2939 TRADE WIND	PAUL SCHUELKE	MATT COOPER CONSTRUCTION LLC	553.00	676.81	2,511	218,728.00	RES SINGLE FAMILY DWELLING
04/28/17	17 25084	618 WESTGATE	WESTGATE	REDROCK HOLDINGS,CUTBANK CONST	477.00	689.31	2,048	201,892.00	RES TRIPLEX, FOURPLEX
					24,544.00	30,128.97	104,816	10,005,335.00	
04/21/17	17 25081	1112 S WILLSON	NELSON, ERIC R & JONQUIL A		439.75	470.12	800	84,744.00	RES ADDITION
04/04/17	17 25048	801 TURNBERRY	ROGERS, JULIE L	PARAGON CONSTRUCTION	355.25	318.50	3,147	59,000.00	RES ALTERATION
04/04/17	17 25087	1220 S TRACY	BRYAN, WILLIAM L & PAMELA RICH	HAWK'S HANDYMAN SERVICE	278.25	365.15	280	40,000.00	RES ALTERATION
04/05/17	17 25172	122 N 9TH	LOCKHART, SHAWNA	HOME IMPROVEMENT PROPERTY SERV	34.25	57.04	-	2,000.00	RES ALTERATION
04/06/17	17 25071	511 HENDERSON	WHITTENBERG, GAYLE L	SMITH CONSTRUCTION INC.	358.50	302.26	997	60,000.00	RES ALTERATION
04/10/17	17 25156	1206 N SPRUCE	CARNEAL, TYLER & BRIGITTE	OWNER IS GENERAL	57.00	37.05	-	5,000.00	RES ALTERATION
04/12/17	16 24191	1717 S WILLSON	RANDOM PROPERTIES LLC	MONTANA LANDSCAPES AND DESIGNS	94.50	61.43	-	10,000.00	RES ALTERATION
04/13/17	17 25234	505 N 3RD	CORRY, KENNETH C	OWNER IS GENERAL	79.50	-	-	8,000.00	RES ALTERATION
04/18/17	17 25194	807 S BLACK	REISTAD, KYRSTEN & CORY	HIGH SIERRA PAINT AND WOODWORK	42.00	27.30	-	2,750.00	RES ALTERATION
04/18/17	17 25225	1758 N HUNTERS	STEVE COMER	DRYWALL AND DECORATING INC	57.00	37.05	-	4,800.00	RES ALTERATION
04/19/17	17 25193	1111 E CURTISS	MORGAN-EDWARDS, ZACH & SARAH	OWNER IS GENERAL	26.75	17.39	-	1,000.00	RES ALTERATION
04/25/17	16 24358	1122 CHERRY	LELE, SUBHASH RAMKRISHNA	AT CUSTOM CONSTRUCTION	132.00	157.63	250	15,000.00	RES ALTERATION
04/26/17	17 25167	705 S TRACY	EVANS, ANDREA & DANE	PEAK 15 LLC	147.00	135.20	200	16,600.00	RES ALTERATION
04/26/17	17 25304	428 N CHURCH	LOURIE, STEPHANI A	GDL CONSTRUCTION	132.00	85.80	-	15,000.00	RES ALTERATION
04/28/17	16 23949	1814 KENYON	TARLOW, JOHN & HOLLY	ARCHER CONSTRUCTION/REMODELING	638.75	577.05	-	150,000.00	RES ALTERATION
04/03/17	17 25192	503 SANDERS	AAGESON, ROALD & MYKAL	ROBERT LANGLEY ENTERPRISES	117.00	-	-	13,000.00	RESIDENTIAL REROOF
04/03/17	17 25195	1127 N HUNTERS	BRITT, CHARLES & KAREN	GUNS AND HOSES FOR CONSTRUCTION	87.00	-	-	8,995.00	RESIDENTIAL REROOF
04/04/17	17 25196	1413 W KOCH	TIM CAYAN	MCLANE CONSTRUCTION	139.50	-	-	16,000.00	RESIDENTIAL REROOF
04/21/17	17 25274	1021 S WILLSON	EIB, SUSAN M	FREGIEN ROOFING, INC	102.00	-	-	10,100.00	RESIDENTIAL REROOF
04/07/17	17 25160	116 N 9TH	NERLIN, DALE T	DAN STRONG CONSTRUCTION	42.00	27.30	-	2,500.00	WINDOW REPLACEMENT PERMIT
04/14/17	17 25232	516 S 7TH	BARFKNECHT, JOHN D	JAY DICK DBA HOME CRAFTSMAN	49.50	32.18	-	3,450.00	WINDOW REPLACEMENT PERMIT
04/17/17	17 25246	204 S 9TH	YORK, GEOFFREY S & RACHEL S	PARAGON BUILDING GROUP	64.50	41.93	-	6,000.00	WINDOW REPLACEMENT PERMIT

Month of April

THIRTY YEAR BUILDING PERMIT COMPARISON

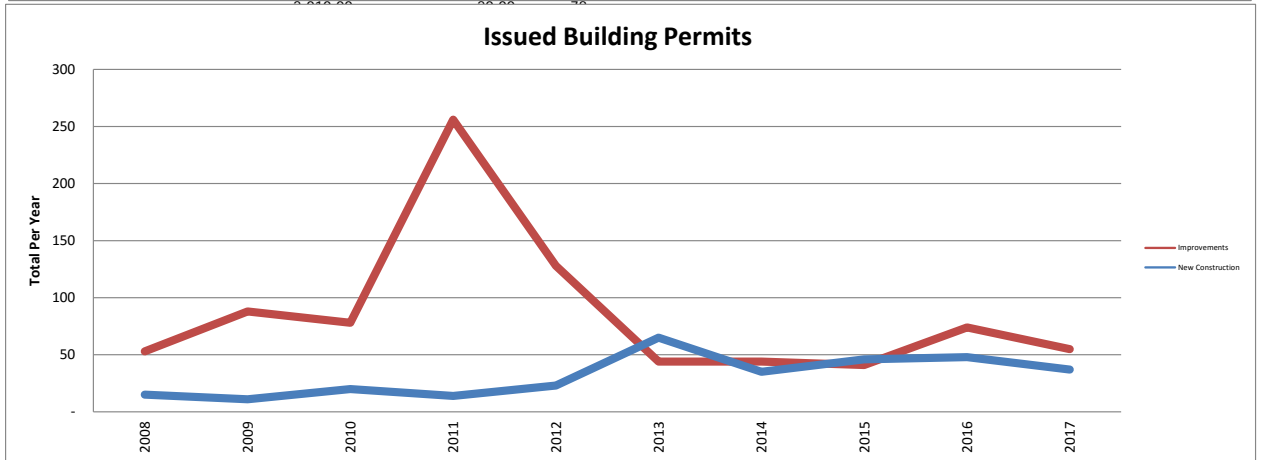
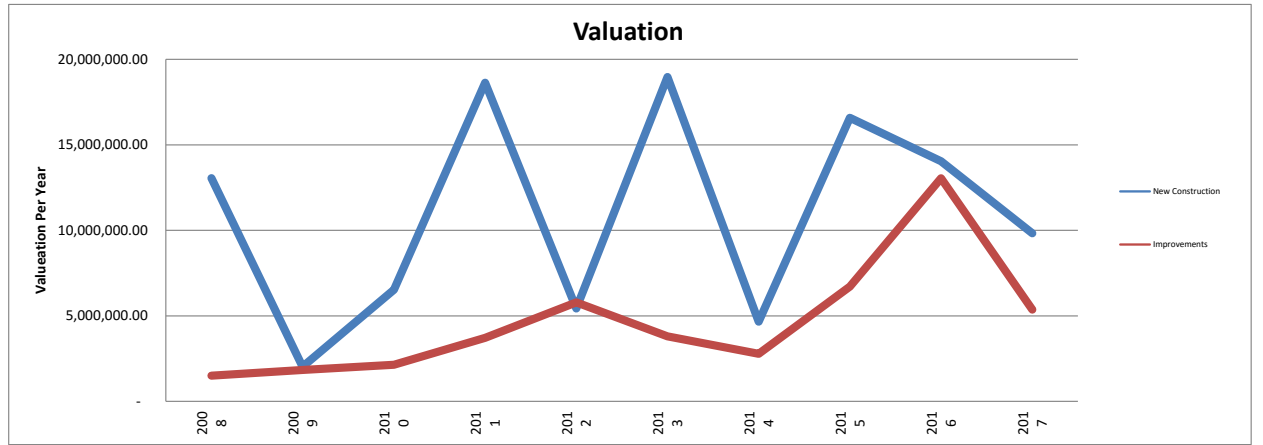
Apr-17	Housing		Fiscal YTD		
	Permits	Units	Valuation	Permits	Units
2017	104	42	15,495,032.00	970	537
2016	135	109	27,880,811.00	809	511
2015	102	43	20,821,951.00	894	615
2014	91	33	13,536,262.00	625	292
2013	125	65	32,693,783.00	477	241
2012	151	23	11,210,625.00	420	223
2011	270	14	22,347,612.00	1,783	189
2010	98	20	8,659,805.00	3,072	206
2009	99	6	3,861,156.00	1,274	180
2008	67	14	14,475,650.00	1,044	249
2007	64	46	16,094,245.00	900	758
2006	79	50	18,676,979.00	832	670
2005	75	86	18,558,581.00	893	954
2004	61	68	16,112,357.00	964	879
2003	41	41	14,860,019.00	853	614
2002	55	60	5,734,666.00	806	526
2001	45	42	4,009,425.00	682	422
2000	25	41	3,554,059.00	629	415
1999	34	12	5,699,393.00	672	546
1998	35	33	3,617,603.00	736	423
1997	36	31	2,843,423.00	787	309
1996	31	12	1,318,553.00	757	454
1995	54	29	3,536,645.00	736	474
1994	29	21	2,210,391.00	493	323
1993	23	14	2,317,422.00	533	339
1992	29	22	1,864,515.00	442	231
1991	21	13	1,151,439.00	340	215
1990	9	3	6,731,478.00	229	106
1989	6	4	417,420.00	166	80
1988	6	3	241,560.00	137	47



**SINGLE MONTH COMPARISON FOR 10 YEAR BUILDING PERMITS
BUILDING DEPARTMENT -- CITY OF BOZEMAN**

	Apr-17		Apr-16		Apr-15		Apr-14		Apr-13	
	BP\U	Valuation	BP\U	Valuation	BP\U	Valuation	BP\U	Valuation	BP\U	Valuation
New Construction										
Single Family	33	8,906,977.00	35	8,648,506.00	32	9,093,345.00	25	259,213.12	44	10,751,583.00
Multi Family	1	201,892.00	3	2,782,323.00	1	711,042.00			1	725,461.00
Duplex	2	693,901.00	5	1,966,338.00	1	343,554.00			2	774,322.00
Townhomes			2	489,800.00			8	1,640,026.00	14	2,291,264.00
Commercial	1	20,000.00	3	156,018.00	7	6,121,662.00	2	2,763,887.00	4	4,425,088.00
Other					5	315,841.00				
SUB-TOTAL	37	9,822,770.00	48	14,042,985.00	46	16,585,444.00	35	4,663,126.12	65	18,967,718.00
Improvements										
Residential	22	533,939.00	19	608,998.00	14	2,823,585.00	27	856,613.00	23	514,792.00
Commercial	29	4,804,899.00	49	12,135,365.00	23	3,831,054.00	15	1,867,321.00	21	3,288,733.00
Fire Supression Systems	4	30,544.00	6	301,073.00	4	55,825.00	2	58,385.00		
Other										
SUB-TOTAL	55	5,369,382.00	74	13,045,436.00	41	6,710,464.00	44	2,782,319.00	44	3,803,525.00
TOTAL PERMITS	92	15,192,152.00	122	27,088,421.00	87	23,295,908.00	79	7,445,445.12	109	22,771,243.00

	Apr-12		Apr-11		Apr-10		Apr-09		Apr-08	
	BP\U	Valuation	BP\U	Valuation	BP\U	Valuation	BP\U	Valuation	BP\U	Valuation
New Construction										
Single Family	21	5,063,022.00	10	2,382,753.00	16	3,089,110.00	4	1,098,954.00	10	2,455,121.00
Multi Family			1	256,845.00					1	552,452.00
Duplex					2	932,738.00				
Townhomes	2	361,262.00					2	264,328.00		
Commercial			3	15,989,648.00	2	2,502,673.00	5	660,734.00	3	9,966,487.00
Other									1	80,464.00
SUB-TOTAL	23	5,424,284	14	18,629,246.00	20	6,524,521.00	11	2,024,016.00	15	13,054,524.00
Improvements										
Residential	81	1,546,214.00	185	1,653,406.00	51	965,682.00	56	709,720.00	14	686,997.00
Commercial	35	4,093,313.00	61	1,849,029.00	17	1,021,177.00	16	283,285.00	11	547,390.00
Fire Supression Systems	5	118,271.00	2	20,956.00	6	54,045.00	12	652,635.00	12	173,953.00
Other	7	28,543.00	8	194,975.00	4	94,380.00	4	191,500.00	16	93,250.00
SUB-TOTAL	128	5,786,341	256	3,718,366.00	78	2,135,284.00	88	1,837,140.00	53	1,501,590.00
TOTAL PERMITS	151	11,210,625	270	22,347,612.00	98	8,659,805.00	99	3,861,156.00	68	14,556,114.00



IMPACT FEES CALENDAR YEAR 2017

MONTH	STREET	FIRE	WATER	WW	MONTHLY	YTD
January	269,446.97	10,987.43	87,114.60	49,418.29	416,967.29	416,967.29
February	234,988.94	8,185.24	62,586.95	33,861.30	339,622.43	756,589.72
March	561,535.73	32,275.26	241,225.09	130,099.84	965,135.92	1,721,725.64
April	198,025.71	14,781.65	105,559.05	59,635.76	378,002.17	2,099,727.81
May					-	
June					-	
July					-	
August					-	
September					-	
October					-	
November					-	
December					-	

BUILDING REVENUE, FISCAL YEAR 2017

MONTH	BUILDING	PLAN REVIEW	ELECTRIC	MECHANICAL/ PLUMBING	Fire Alarm/ Suppression	Penalty/ Other Fees	Monthly	FISCAL YTD
June 2017								
May 2017							-	
April 2017	48,049.86	444,353.80	10,070.99	14,643.66	310.25	3,895.00	521,323.56	1,739,148.12
March 2017	47,204.87	116,870.49	14,214.75	20,125.73	617.00	1,396.25	200,429.09	1,217,824.56
February 2017	28,090.31	59,701.86	5,281.75	14,921.82	117.00	1,204.00	109,316.74	1,017,395.47
January 2017	51,520.47	52,843.20	20,243.69	15,702.71	2,309.00	879.25	143,498.32	908,078.73
December 2016	48,147.48	32,767.99	5,895.75	9,141.50	301.25	1,394.50	97,648.47	764,580.41
November 2016	38,057.50	60,628.82	7,139.25	13,004.07	1,028.00	1,368.50	121,226.14	666,931.94
October 2016	28,280.00	70,945.37	6,492.75	14,852.25	2,029.25	1,582.25	124,181.87	545,705.80
September 2016	38,252.34	45,076.82	7,386.30	14,876.93	425.50	2,380.25	108,398.14	421,523.93
August 2016	60,139.32	46,860.48	12,220.45	10,666.95	2,187.50	1,123.50	133,198.20	313,125.79
July 2016	65,099.02	79,262.63	13,820.00	19,860.44	166.25	1,719.25	179,927.59	179,927.59

Figures are for April-17	Housing Starts			Remodels & Additions (includes garages & reroofs)			
	Permits	Valuation	Sq Footage		#	Valuation	
Single Family Residence	33	8,906,977.00	91,154	Residential	22	533,939.00	
Duplex - 4 Units	2	693,901.00	7,524	Commercial	29	4,804,899.00	
Multi-Plex - 4 Units	1	201,892.00	2,048				
Townhome	-	-					
Other	4	202,565.00	4,090				
Total New:	40	10,005,335	104,816	CITY	1	20,000.00	
Total Fiscal Year:	397	111,229,658	1,136,690	Fiscal Total	24	61,412,210	273,218