

## BUILDING PERMIT REPORT

2016/FY 2017							FISCAL YEAR 2017	
	Feb-2017		Feb-2016		FYTD as of February 2017		FYTD as of February 2016	
	THIS MONTH - FY2017		THIS MONTH - FY2016		FY TO DATE - FY2017		FY TO DATE - FY2016	
NEW CONSTRUCTION	NO	VALUATION	NO	VALUATION	NO.	VALUATION	NO	VALUATION
SINGLE FAMILY	17	4,019,983.00	21	5,234,751.00	190	45,865,492.00	170	42,118,598.00
DUPLEX	5	1,667,842.00	5	1,775,176.00	18	6,304,698.00	22	6,079,094.00
MULTI-FAMILY FEB UNITS - 22	3	2,098,468.00			12	15,153,696.00	25	32,246,615.00
FISCAL YEAR TOTAL UNITS - 168					-	168 Units	-	415 Units
MISC (GARAGE, SHED, ADU ETC.)	3	76,075.00	5	177,643.00	18	1,092,676.00	30	1,254,120.00
ASSEMBLY					2	135,044.00	3	2,336,632.00
BUSINESS	1	1,300,000.00	1	533,278.00	8	4,968,637.00	3	13,828,911.00
EDUCATIONAL					1	247,500.00	-	-
FACTORY					-	-	-	-
HAZARDOUS					-	-	-	-
INSTITUTIONAL					-	-	-	-
MERCHANTILE					-	-	-	-
MOTEL/HOTEL					1	2,190,871.00	-	-
STORAGE / OTHER					11	3,568,663.00	13	20,137,374.00
<b>TOTAL</b>	<b>29</b>	<b>9,162,368.00</b>	<b>32</b>	<b>7,720,848.00</b>	<b>261</b>	<b>79,527,277.00</b>	<b>266</b>	<b>118,001,344.00</b>
ADDITION/REMODEL	NO.	VALUATION	NO.	VALUATION	NO.	VALUATION	NO.	VALUATION
RESIDENTIAL	19	566,801.00	6	260,800.00	134	3,404,153.00	118	6,688,320.00
COMMERCIAL	16	9,998,400.00	17	2,603,775.00	137	70,635,310.00	136	25,606,556.00
<b>TOTAL</b>	<b>35</b>	<b>10,565,201.00</b>	<b>23</b>	<b>2,864,575.00</b>	<b>271</b>	<b>74,039,463.00</b>	<b>254</b>	<b>32,294,876.00</b>
CONSTRUCTION VALUE								
REVENUE	NO	AMOUNT	NO	AMOUNT	NO	AMOUNT	NO	AMOUNT
BUILDING	77	28,090.31	68	34,266.15	593	271,186.62	570	352,525.00
PLAN CHECK	133	59,701.86	142	57,135.78	854	370,242.36	1,042	404,874.90
ELECTRICAL	65	5,281.75	84	12,679.74	500	65,197.89	656	62,263.79
PLUMBING/MECHANICAL	102	14,921.82	145	17,854.50	749	89,008.24	831	91,759.58
FIRE ALARM /SPRINKLER SYSTEM	1	117.00	8	1,901.50	58	7,837.00	43	6,914.75
DEMOLITION / MOVING	4	600.00	1	75.00	17	2,161.00	13	975.00
CODE ENFORCEMENT	-	-	-	-	1	75.00	6	525.00
SIGNS PERMITS	8	342.50	4	272.75	43	2,486.25	63	3,207.50
PENALTIES	4	411.50	6	677.00	13	1,382.00	30	3,219.75
EXTENSION FEES	5	375.00	13	975.00	24	1,800.00	38	2,850.00
INSPECTION FEES	1	75.00	2	150.00	5	862.50	15	1,200.00
MISC REVENUE	1	198.00	3	6.00	5	312.00	17	100.00
<b>TOTAL</b>	<b>401</b>	<b>110,114.74</b>	<b>476</b>	<b>125,993.42</b>	<b>2,862</b>	<b>812,550.86</b>	<b>3,324</b>	<b>930,415.27</b>

Mr Chris Kukulski  
 City Manager  
 PO Box 1230  
 Bozeman MT 59771

Dear Mr Kukulski:

The following report is submitted to show the permits issued and fees charged for the month of February 2017. The list of building, plumbing and electrical permits are attached in addition to the monthly and yearly summary of housing and commercial building activity.

	2017		2016	
	No.	Fee	No.	Fee
Electrical Permits	65	5,281.75	84	12,679.74
Plumbing/Mechanical Permits	102	14,921.82	145	17,854.50
Moving Permits	-	-	-	-
Demolition Permits	5	375.00	2	150.00
Fire Alarm/Suppression Systems	1	117.00	8	1,901.50
Inspection Fees	1	75.00	2	150.00
Sign Permits	8	342.50	4	272.75
Code Enforcement	-	-	-	-
Penalty Fees	4	411.50	6	677.00
Plan Check Fees	133	59,701.86	142	57,135.78
Building Permits	77	28,090.31	68	34,266.15
<b>SUB-TOTALS:</b>	<b>396</b>	<b>109,316.74</b>	<b>461</b>	<b>125,087.42</b>
Other Bldg Div Rev.	1	198.00	3	6.00
Building Bond Fees				
New Water	29	11,214.90	39	10,729.22
New Sewer	31	609.00	39	819.00
Water/Sewer Inspection Fee	31	2,900.00	42	4,152.25
Eng. Maps/Prints/Docs	1	4.00	9	298.00
Floodplain Dev. Permits			1	100.00
Storm Water Permit				
Degradation Permit			1	761.40
Street Cut Permits			1	50.00
Cash-in-Lieu of Water Rights				
Other Eng. Misc. Rev.	5	457,587.71		
Planning Docs/Maps				
Encroachment Permits				
Planning Reuse permit			2	250.00
Planning Review Residential	33	1,712.00	49	2,450.00
Planning Review Commercial	16	1,535.00	10	1,050.00
Planning Review Signs	5	578.00	6	670.00
Business Licenses	387	19,147.63		
Master Plan Amendment				
Improvements Agreement				
Other Planning Div. Rev.	9	100.00	5	50.00
Zoning/Comm. Dev. Docs/Maps				
Deposits / Rent Chall Gardens				
Certificate of Appropriateness COA				
Zone Map/Code Amendments				
Pay-in-lieu of Parks	1	100.00		
Planning & Zoning	38	134,803.52	36	143,147.56
Parade / Public Assembly Permit	4	355.00	1	35.00
Film Permit			1	30.00
Annexation Fees				
Other Zoning/CD Rev/Sign Tag				
Planned Unit Development - PUD				
Street Impact Fees	24	234,988.94	31	530,604.99
Fire Impact Fees	20	8,185.24	30	17,671.46
Water Impact Fees	22	62,586.95	30	474,498.20
WasteWater Impact Fees	20	33,861.30	30	142,742.67
<b>SUB-TOTAL:</b>	<b>677</b>	<b>970,467.19</b>	<b>366</b>	<b>1,330,115.75</b>
<b>TOTAL RECEIPTS:</b>	<b>1,073</b>	<b>1,079,783.93</b>	<b>827</b>	<b>1,455,203.17</b>

Respectfully submitted,

Bob Risk  
 Chief Building Official

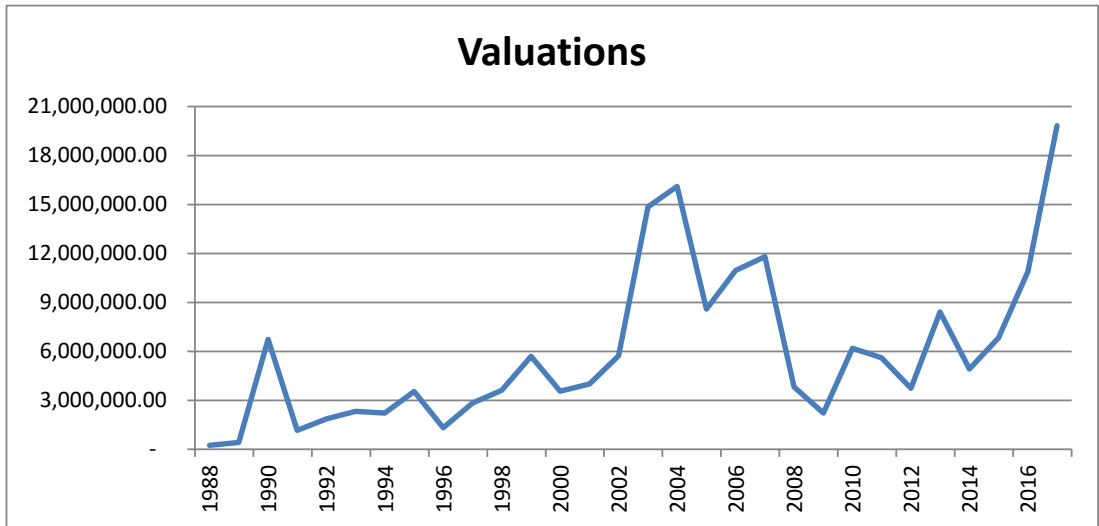
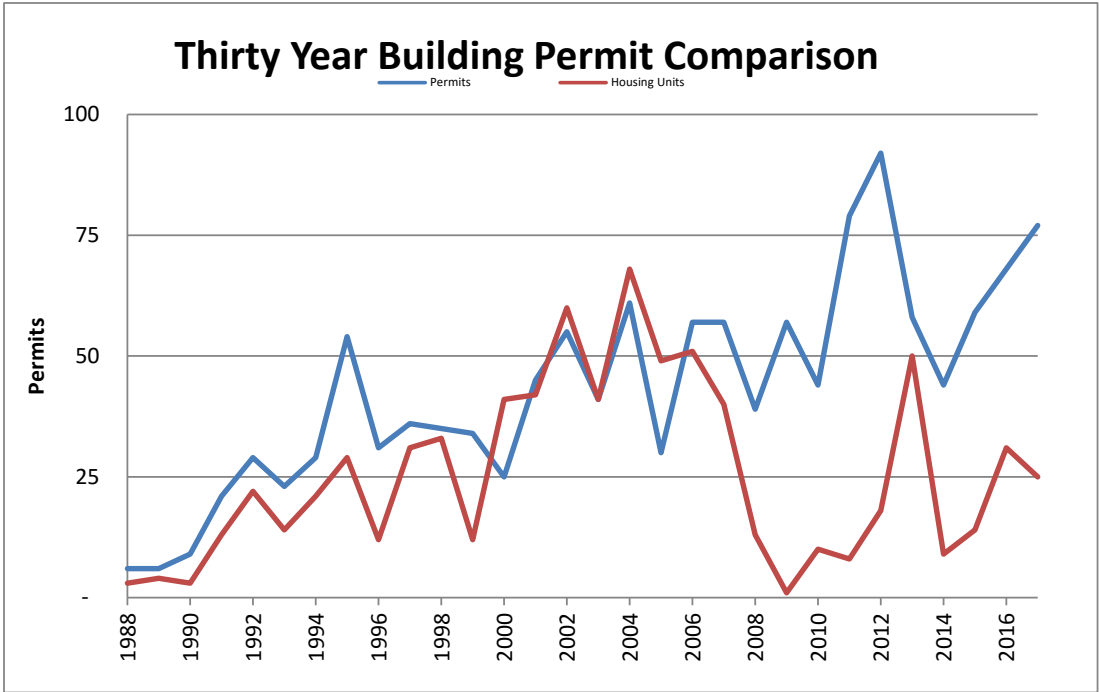
February 2017 - Building Permits												
DATE	PERMIT #	ADDRESS			OWNER	CONTRACTOR	PERMIT FEE	PLAN CHECK	SQ FOOT	VALUATION	DESCRIPTION	
02/02/17	16 24649	751			OSTERMAN	BURGARD, CHRISTOPHER J	MARTEL CONSTRUCTION, INC	4,220.00	4,469.88	11,481.00	1,300,000.00	COMM OFFICES, BANKS, PROF.BLDGS
								<b>4,220.00</b>	<b>4,469.88</b>	<b>11,481.00</b>	<b>1,300,000.00</b>	
02/10/17	16 24115	1450	W		KAGY	MONTESSORI CHILDEN'S HOUSE LLC	PILARI CONSTRUCTION MANAGEMENT	1,165.00	2,182.83	1,656.00	270,000.00	COMM ADDITION
02/16/17	16 24120	3525	S		3RD	BOZEMAN SCHOOL DISTRICT #7	MARTEL CONSTRUCTION, INC	533.75	26,960.87	56,646.00	7,000,000.00	COMM ADDITION
02/02/17	16 24781	2015			CHARLOTTE	FIDDLEHEAD LLC	BUCHBAUER CONSTRUCTION	109.50	147.88	1,664.00	18,000.00	COMM ALTERATION
02/06/17	16 23595	321	E		MAIN	BOZ MULTI LEVEL SHOP COMPLEX	THOMAS WIECK CONSTRUCTION	542.75	546.83	784.00	117,600.00	COMM ALTERATION
02/01/17	17 24924	25	W		MAIN	FIVE'S THE MOST LLC	RICK'S REFRIGERATION INC	124.50	-	-	14,500.00	COMM TENANT IMPROVEMENT
02/02/17	16 24646	326	N		BROADWAY	TOM SIMKIN	SIMKINS-HALLIN, INC	42.00	17.39	-	2,500.00	COMM TENANT IMPROVEMENT
02/07/17	16 24797	211	W		MAIN	WELLS FARGO BANK	SIEVERT CONSTRUCTION, INC	718.50	513.83	2,073.00	184,720.00	COMM TENANT IMPROVEMENT
02/13/17	17 24969	414	E		BABCOCK	LITTLE RED HOLDINGS LLC	R & R TAYLOR CONSTRUCTION, INC	180.86	-	-	12,000.00	COMM TENANT IMPROVEMENT
02/15/17	16 24710	2000	S		3RD	LEVEL INVESTORS LLC		216.50	276.26	1,050.00	27,000.00	COMM TENANT IMPROVEMENT
02/16/17	16 24533	422	N		PLUM	THE CYPRESS TREE LLC	CS STRUCTURES INC	254.50	2,813.05	10,000.00	1,300,000.00	COMM TENANT IMPROVEMENT
02/17/17	17 24989	701	W		MAIN	7TH & MAIN BUILDING LLC	LANGLAS & ASSOCIATES, INC	26.75	84.09	-	7,800.00	COMM TENANT IMPROVEMENT
02/24/17	16 24803	1285	N		ROUSE	MONTANA AVENUE PARTNERS LLC	LANGLAS & ASSOCIATES, INC	94.50	281.78	3,930.00	50,000.00	COMM TENANT IMPROVEMENT
02/24/17	17 24821	2825	W		MAIN	GALLATIN MALL GROUP LLC	TRUITT CONSTRUCTION LLC	560.75	640.91	3,100.00	174,000.00	COMM TENANT IMPROVEMENT
02/28/17	16 24779	5	W		MENDENHALL	5 WEST LLC	L. KEELEY CONSTRUCTION	1,601.25	1,882.89	12,373.00	750,000.00	COMM TENANT IMPROVEMENT
02/28/17	17 24906	1630			KENYON	CITY OF BOZEMAN	MASTEC NETWORK SOLUTIONS	254.50	165.43	200.00	35,000.00	COMM TENANT IMPROVEMENT
02/02/17	17 24889	311	W		MAIN	GALLATIN COUNTY	METALWORKS OF MONTANA, INC	259.25	168.51	-	35,280.00	COMMERCIAL REROOF
								<b>6,684.86</b>	<b>36,682.55</b>	<b>93,476.00</b>	<b>9,998,400.00</b>	
02/01/17	17 24928	436	N		3RD	REACH INC	COPPERMINE FIRE SUPPRESSION SY	117.00	-	-	13,000.00	FIRE PROTECTION SYSTEMS PERMIT
								<b>117.00</b>	<b>-</b>	<b>-</b>	<b>13,000.00</b>	
02/01/17	16 24594	430	S		TRACY	GHT INVESTMENTS LLC	H & H EARTHWORKS	150.00	-	1,800.00	18,000.00	DEMOLITION PERMIT
02/01/17	17 24864	550	E		BABCOCK	WALLACE BABCOCK PROPERTIES	ON SITE MANAGEMENT, INC	150.00	-	3,401.00	25,000.00	DEMOLITION PERMIT
02/10/17	17 24898	416	N		7TH	BCE LLC	HISA INC	150.00	-	-	2,500.00	DEMOLITION PERMIT
02/15/17	16 24588	401	S		WILLSON	DELANEY, MICHAEL & ILEANA	MONTANA CRANE SERVICE, LTD	150.00	-	2,687.00	18,000.00	DEMOLITION PERMIT
								<b>600.00</b>	<b>-</b>	<b>7,888.00</b>	<b>63,500.00</b>	
02/01/17	16 24816	867	S		29TH	MITCHELL DEVELOPMENT	SIGN SOLUTIONS BOZEMAN	34.25	22.26	265.00	2,000.00	SIGN PERMIT
02/02/17	14 21384	7	W		MAIN	SUMMIT PROPERTIES LLC	SIGNS OF MONTANA	26.75	17.39	-	500.00	SIGN PERMIT
02/06/17	16 24650	25	W		MAIN	FIVE'S THE MOST LLC	BEARTOOTH SIGN & DESIGN, LLC	42.00	27.30	3,500.00	2,070.00	SIGN PERMIT
02/07/17	16 24798	347	S		FERGUSON	AMERICAN DREAM REAL ESTATE	SIGN PRODUCTS, INC	64.50	41.93	41.00	5,319.00	SIGN PERMIT
02/15/17	16 24709	1530	W		MAIN	HARRIS BROTHERS L P	TREASURE STATE SIGNS	26.75	17.39	17.00	1,400.00	SIGN PERMIT
02/15/17	16 24766	13	S		WILLSON	DOWNTOWNER LLC	TREASURE STATE SIGNS	49.50	32.18	7.00	3,500.00	SIGN PERMIT
02/22/17	17 24919	4055			VALLEY COMMONS	VINGER, DUANE & CYNTHIA		26.75	-	-	200.00	SIGN PERMIT
02/28/17	16 24795	511	W		MENDENHALL	NELL, WILLIAM D & CYNTHIA K C	SIGNS OF MONTANA	72.00	46.80	74.00	6,880.00	SIGN PERMIT
								<b>342.50</b>	<b>205.25</b>	<b>3,904.00</b>	<b>21,869.00</b>	
02/01/17	16 24611	5021			DRAGON FLY	NORTON RANCH HOMES LLC	NORTON RANCH HOMES, LLC	994.00	1,163.13	2,244.00	402,175.00	RES DUPLEX (2 UNITS)
02/01/17	16 24642	5043			DRAGON FLY	NORTON RANCH HOMES LLC	NORTON RANCH HOMES, LLC	994.00	1,163.13	3,380.00	197,900.00	RES DUPLEX (2 UNITS)
02/07/17	16 24068	3275			BREEZE	SID716 LLC	BLACK LABEL CONSTRUCTION CO	626.00	657.12	2,080.00	259,588.00	RES DUPLEX (2 UNITS)
02/21/17	16 24639	5057			DRAGON FLY	NORTON RANCH HOMES LLC	NORTON RANCH HOMES, LLC	994.00	1,163.13	1,690.00	197,900.00	RES DUPLEX (2 UNITS)
02/22/17	16 23465	2805			BLACKBIRD	ARMKNECHT, STEVEN	CATKIN BUILDING LLC	991.20	1,853.21	6,480.00	610,279.00	RES DUPLEX (2 UNITS)
02/01/17	16 24700	249			MATHEW BIRD	WETSTEIN,DANIEL P & KATHLEEN F	ARLEE GREEN CONSTRUCTION INC	152.00	158.13	806.00	32,103.00	RES GARAGES & CARPORTS
02/08/17	16 24788	102	N		COTTONWOOD	MURRAY, CRAIG R	SWIFTCURRENT BUILDERS LLC	104.00	113.68	552.00	21,986.00	RES GARAGES & CARPORTS
02/08/17	16 24789	98	N		COTTONWOOD	MURRAY, CRAIG R	SWIFTCURRENT BUILDERS LLC	104.00	113.68	552.00	21,986.00	RES GARAGES & CARPORTS
02/01/17	16 24697	249			MATHEW BIRD	WETSTEIN,DANIEL P & KATHLEEN F	ARLEE GREEN CONSTRUCTION INC	1,028.00	1,296.99	4,419.00	468,105.00	RES SINGLE FAMILY DWELLING
02/07/17	16 24711	3337			SORA	PEREGRINE CAPITAL LLC	RYSEWYK CONSTRUCTION INC	503.00	576.88	2,267.00	203,987.00	RES SINGLE FAMILY DWELLING
02/07/17	17 24907	2394			RENEE	1441 VENTURES LLC	CUTBANK CONSTRUCTION LLC	326.00	432.50	1,571.00	136,519.00	RES SINGLE FAMILY DWELLING
02/07/17	17 24909	2402			RENEE	1441 VENTURES LLC	CUTBANK CONSTRUCTION LLC	326.00	432.50	1,571.00	136,519.00	RES SINGLE FAMILY DWELLING
02/09/17	17 24858	4140			MOONSTONE	FIRST TIME HOME BUYERS LLC	KIRCHHOFF CONSTRUCTION	626.00	710.27	3,017.00	254,118.00	RES SINGLE FAMILY DWELLING
02/10/17	16 24793	2148			SOUTHBRIDGE	VELOCITY DEVELOPMENT LLC	VELOCITY DEVELOPMENTS	794.00	948.70	3,575.00	322,779.00	RES SINGLE FAMILY DWELLING
02/15/17	16 24790	4153			SUNSTONE	COOK, GENE E	SWIFTCURRENT BUILDERS LLC	715.00	802.43	3,205.00	293,897.00	RES SINGLE FAMILY DWELLING
02/16/17	17 24859	4118			ANNIE	FACCI ENERPRISES LLC	KIRCHHOFF CONSTRUCTION	591.00	677.86	2,701.00	231,519.00	RES SINGLE FAMILY DWELLING
02/17/17	16 24066	3255			BREEZE	SID 716, LLC	BLACK LABEL CONSTRUCTION CO	227.00	153.35	975.00	103,282.00	RES SINGLE FAMILY DWELLING
02/17/17	16 24563	2052			COMMONWEALTH	VELOCITY DEVELOPMENT LLC	VELOCITY DEVELOPMENTS	802.00	970.73	3,608.00	283,700.00	RES SINGLE FAMILY DWELLING
02/21/17	16 24203	5476			SNOWBRITE	NORTON RANCH HOMES LLC	NORTON RANCH HOMES, LLC	629.00	727.67	2,296.00	209,769.00	RES SINGLE FAMILY DWELLING
02/21/17	16 24204	5450			SNOWBRITE	NORTON RANCH HOMES LLC	NORTON RANCH HOMES, LLC	473.00	578.36	2,124.00	193,003.00	RES SINGLE FAMILY DWELLING
02/21/17	16 24208	141	S		RELIANCE	NORTON RANCH HOMES LLC	NORTON RANCH HOMES, LLC	512.00	619.34	2,296.00	209,769.00	RES SINGLE FAMILY DWELLING
02/21/17	16 24819	3365	S		22ND	MCINTOSH, RYAN	MCINTOSH CONSTRUCTION	607.00	702.43	2,173.00	251,495.00	RES SINGLE FAMILY DWELLING
02/23/17	17 24849	3360	S		23RD	SUNRISE HOMES LLC	SUNRISE HOMES, LLC	703.00	825.43	2,575.00	294,836.00	RES SINGLE FAMILY DWELLING
02/08/17	16 24776	98	N		COTTONWOOD	MURRAY, CRAIG R	SWIFTCURRENT BUILDERS LLC	469.00	560.03	2,014.00	213,343.00	RES TOWNHOUSE (ATTACHED SFD)
02/08/17	16 24777	102	N		COTTONWOOD	MURRAY, CRAIG R	SWIFTCURRENT BUILDERS LLC	573.00	656.32	2,014.00	213,343.00	RES TOWNHOUSE (ATTACHED SFD)
02/06/17	16 24721	5739			SAXON	REVX-696 LLC	GREAT WESTERN INVESTMENTS LLC	2,099.00	2,334.12	9,416.00	860,000.00	RES TRIPLEX, FOURPLEX
02/28/17	16 24248	2722			COBBLESTONE	SHANE COLLINS CONSTRUCTION INC	SHANE COLLINS CONSTRUCTION INC	1,359.00	1,756.86	6,060.00	530,772.00	RES TRIPLEX, FOURPLEX
02/28/17	16 24249	2730			COBBLESTONE	SHANE COLLINS CONSTRUCTION	SHANE COLLINS CONSTRUCTION INC	1,812.00	2,279.00	8,080.00	707,696.00	RES TRIPLEX, FOURPLEX
								<b>20,133.20</b>	<b>24,426.98</b>	<b>83,741.00</b>	<b>7,862,368.00</b>	
02/02/17	16 24674	1118	S		TRACY	LIEBMANN FLORIST INC	J&D CUSTOMS, INC DBA TIM DEAN	875.25	787.32	2,915.00	273,356.00	RES ALTERATION
02/03/17	17 24935	812	N		BLACK	HARRIS, NICHOLAS	DEARBORN R C&W INC	278.25	-	-	40,000.00	RES ALTERATION
02/03/17	17 24936	420	W		CURTISS	WOLFE, THOMAS W & MARY ELLEN	HAWK'S HANDYMAN SERVICE	117.00	-	-	12,500.00	RES ALTERATION
02/06/17	17 24939	115			FLATHEAD	DONEEN, JARED & WHITNE	ZACH WERMERS CONSTRUCTION	79.50	-	-	9,000.00	RES ALTERATION
02/07/17	17 24850	805	S		3RD	HARTNETT, DOUGLAS &	HYALITE CUSTOM BUILDING	485.25	407.07	2,338.00	110,000.00	RES ALTERATION
02/07/17	17 24867	507	N		IDA	M5 MONTANA LLC	CORNERSTONE WORKS	132.00	120.58	650.00	15,000.00	RES ALTERATION

DATE	PERMIT #	ADDRESS		OWNER	CONTRACTOR	PERMIT FEE	PLAN CHECK	SQ FOOT	VALUATION	DESCRIPTION
02/08/17	16 24787	1411	S	ROUSE	POPIEL, BRIAN & SARAH	94.50	61.43	50.00	10,000.00	RES ALTERATION
02/08/17	17 24920	507	N	IDA	M5 MONTANA LLC	117.00	110.83	700.00	15,000.00	RES ALTERATION
02/08/17	17 24921	507	N	IDA	M5 MONTANA LLC	117.00	110.83	700.00	15,000.00	RES ALTERATION
02/08/17	17 24922	507	N	IDA	M5 MONTANA LLC	117.00	110.83	650.00	15,000.00	RES ALTERATION
02/08/17	17 24923	507	N	IDA	M5 MONTANA LLC	117.00	110.83	700.00	15,000.00	RES ALTERATION
02/13/17	17 24875	316	N	TRACY	MACON, ELIZABETH ANNE	26.75	34.78	-	2,600.00	RES ALTERATION
02/17/17	17 24995	230		DONNA	HOSS PROPERTIES LLC	26.75	-	-	1,500.00	RES ALTERATION
02/21/17	17 24893	1166		SPRINGBROOK	KARL, MICHAEL S	94.50	172.58	-	2,400.00	RES ALTERATION
02/23/17	17 24991	3676		STANFORD	DAVISON, MICHAEL J & BRIGITTE	109.50	152.93	-	11,500.00	RES ALTERATION
02/28/17	17 24967	916	S	3RD	BODDY, JAMES R & CLAUDIA	79.50	103.85	-	10,000.00	RES ALTERATION
02/13/17	17 24963	202	N	BLACK	RICHARD NEWMAN	26.75	-	-	700.00	RESIDENTIAL REROOF
02/15/17	17 24984	322	N	TRACY	LEE, CRAIG M & JENNIFER	26.75	-	-	1,750.00	RESIDENTIAL REROOF
02/23/17	17 25012	14	W	LAMME	STEELE, DR	72.00	-	-	6,495.00	RESIDENTIAL REROOF

# Month of February

## THIRTY YEAR BUILDING PERMIT COMPARISON

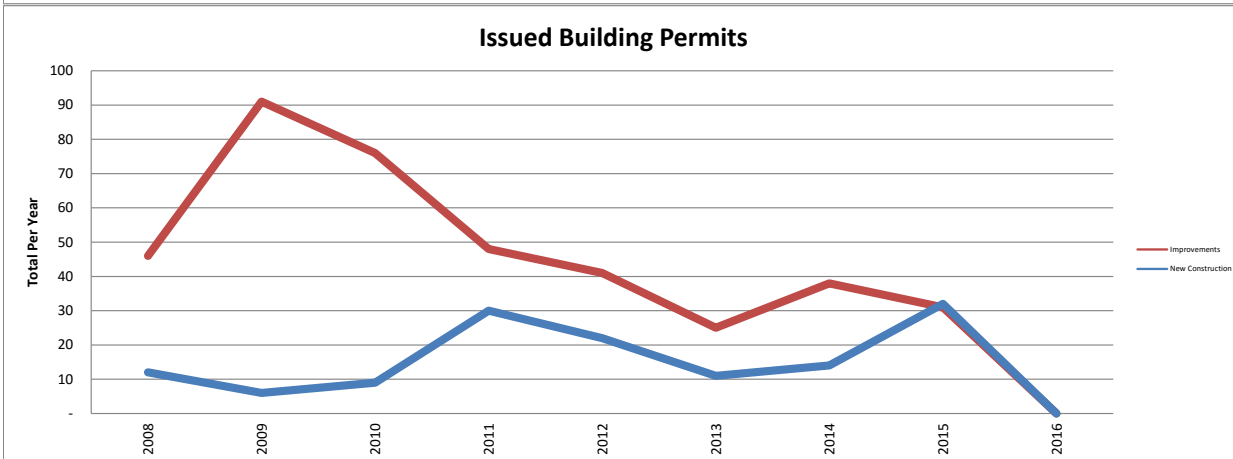
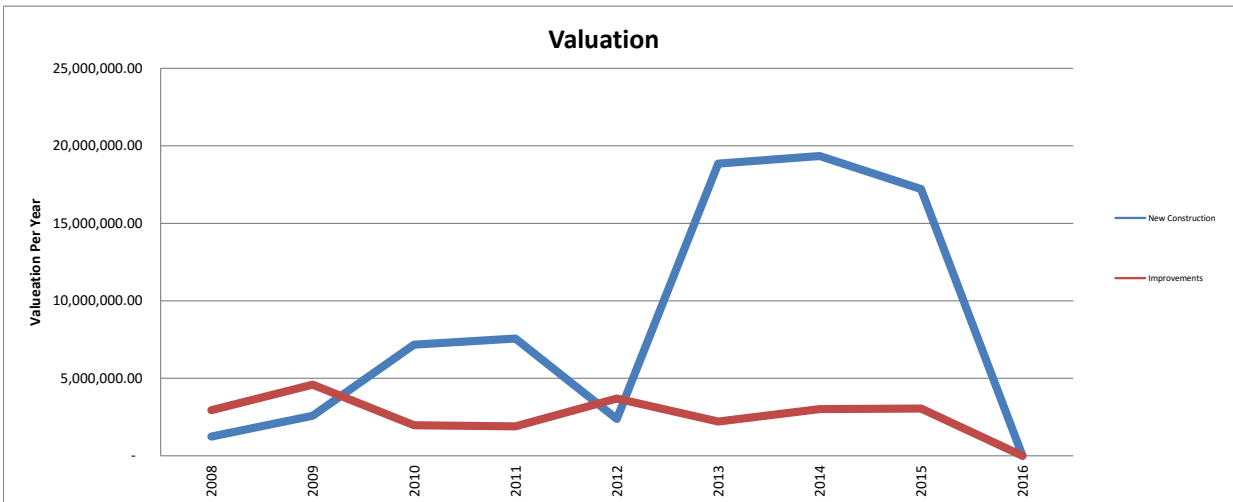
Feb-17	Housing		Fiscal YTD		
	Permits	Units	Valuation	Permits	Units
2017	77	25	19,825,938.00	763	362
2016	68	31	10,884,887.00	585	367
2015	59	14	6,819,298.00	704	514
2014	44	9	4,922,337.00	550	261
2013	58	50	8,413,544.00	477	241
2012	92	18	3,733,388.00	420	223
2011	79	8	5,611,023.00	1,783	189
2010	44	10	6,195,067.00	3,072	206
2009	57	1	2,218,610.00	1,274	180
2008	39	13	3,831,004.00	1,044	249
2007	57	40	11,802,228.00	900	758
2006	57	51	10,962,014.00	832	670
2005	30	49	8,580,985.00	893	954
2004	61	68	16,112,357.00	964	879
2003	41	41	14,860,019.00	853	614
2002	55	60	5,734,666.00	806	526
2001	45	42	4,009,425.00	682	422
2000	25	41	3,554,059.00	629	415
1999	34	12	5,699,393.00	672	546
1998	35	33	3,617,603.00	736	423
1997	36	31	2,843,423.00	787	309
1996	31	12	1,318,553.00	757	454
1995	54	29	3,536,645.00	736	474
1994	29	21	2,210,391.00	493	323
1993	23	14	2,317,422.00	533	339
1992	29	22	1,864,515.00	442	231
1991	21	13	1,151,439.00	340	215
1990	9	3	6,731,478.00	229	106
1989	6	4	417,420.00	166	80
1988	6	3	241,560.00	137	47



**SINGLE MONTH COMPARISON FOR 10 YEAR BUILDING PERMITS  
BUILDING DEPARTMENT -- CITY OF BOZEMAN**

	Feb-17		Feb-16		Feb-15		Feb-14		Feb-13	
	BP\U	Valuation	BP\U	Valuation	BP\U	Valuation	BP\U	Valuation	BP\U	Valuation
<b>New Construction</b>										
Single Family			19	4,838,187.00	14	3,757,536.00	9	2,137,770.00	14	3,482,159.00
Multi Family			-	-					1	707,892.00
Duplex			5	1,775,176.00						
Townhomes			2	396,564.00					4	707,892.00
Commercial			1	533,278.00			1	216,240.00	2	2,587,272.00
Other			5	177,643.00			1	23,898.00	1	85,501.00
<b>SUB-TOTAL</b>	<b>-</b>	<b>-</b>	<b>32</b>	<b>7,720,848.00</b>	<b>14</b>	<b>3,757,536.00</b>	<b>11</b>	<b>2,377,908.00</b>	<b>22</b>	<b>7,570,716.00</b>
<b>Improvements</b>										
Residential			6	260,800.00	9	142,780.00	7	244,250.00	11	160,079.00
Commercial			17	2,603,775.00	14	2,381,166.00	13	1,967,325.00	18	3,283,787.00
Fire Supression Systems			8	179,097.00	15	488,557.00	5	602.50	12	250,470.00
Other										
<b>SUB-TOTAL</b>	<b>-</b>	<b>-</b>	<b>31</b>	<b>3,043,672.00</b>	<b>38</b>	<b>3,012,503.00</b>	<b>25</b>	<b>2,212,177.50</b>	<b>41</b>	<b>3,694,336.00</b>
<b>TOTAL PERMITS</b>	<b>-</b>	<b>-</b>	<b>63</b>	<b>10,764,520.00</b>	<b>52</b>	<b>6,770,039.00</b>	<b>36</b>	<b>4,590,085.50</b>	<b>63</b>	<b>11,265,052.00</b>

	Feb-12		Feb-11		Feb-10		Feb-09		Feb-08	
	BP\U	Valuation	BP\U	Valuation	BP\U	Valuation	BP\U	Valuation	BP\U	Valuation
<b>New Construction</b>										
Single Family	20	5,229,681.00	9	2,585,432.00	6	1,241,853.00	10	2,356,154.00	2	610,710.00
Multi Family										
Duplex	1	388,054.00								
Townhomes	8	1,452,176.00							4	702,258.00
Commercial							2	1,218,212.00	1	10,213,849.00
Other	1	96,385.00								
<b>SUB-TOTAL</b>	<b>30</b>	<b>7,166,296</b>	<b>9</b>	<b>2,585,432.00</b>	<b>6</b>	<b>1,241,853.00</b>	<b>12</b>	<b>3,574,366.00</b>	<b>7</b>	<b>11,526,817.00</b>
<b>Improvements</b>										
Residential	9	223,266.00	33	635,807.00	53	493,681.00	18	330,955.00	42	404,320.00
Commercial	29	1,503,165.00	27	1,120,782.00	32	3,903,731.00	16	2,453,445.00	15	1,325,395.00
Fire Supression Systems	10	174,426.00	8	116,010.00	3	164,958.00	9	85,300.00	4	265,300.00
Other			8	100,712.00	3	27,500.00	3	76,621.00	6	86,500.00
<b>SUB-TOTAL</b>	<b>48</b>	<b>1,900,857</b>	<b>76</b>	<b>1,973,311.00</b>	<b>91</b>	<b>4,589,870.00</b>	<b>46</b>	<b>2,946,321.00</b>	<b>67</b>	<b>2,081,515.00</b>
<b>TOTAL PERMITS</b>	<b>78</b>	<b>9,067,153</b>	<b>85</b>	<b>4,558,743.00</b>	<b>97</b>	<b>5,831,723.00</b>	<b>58</b>	<b>6,520,687.00</b>	<b>74</b>	<b>13,608,332.00</b>



**IMPACT FEES CALENDAR YEAR 2017**

MONTH	STREET	FIRE	WATER	WW	MONTHLY	YTD
January	269,446.97	10,987.43	87,114.60	49,418.29	416,967.29	416,967.29
February	234,988.94	8,185.24	62,586.95	33,861.30	339,622.43	756,589.72
March					-	
April					-	
May					-	
June					-	
July					-	
August					-	
September					-	
October					-	
November					-	
December					-	

**BUILDING REVENUE, FISCAL YEAR 2017**

MONTH	BUILDING	PLAN REVIEW	ELECTRIC	MECHANICAL/ PLUMBING	Fire Alarm/ Suppression	Penalty/ Other Fees	Monthly	FISCAL YTD
June 2017								
May 2017							-	
April 2017							-	
March 2017							-	
February 2017	28,090.31	59,701.86	5,281.75	14,921.82	117.00	1,204.00	109,316.74	1,017,395.47
January 2017	51,520.47	52,843.20	20,243.69	15,702.71	2,309.00	879.25	143,498.32	908,078.73
December 2016	48,147.48	32,767.99	5,895.75	9,141.50	301.25	1,394.50	97,648.47	764,580.41
November 2016	38,057.50	60,628.82	7,139.25	13,004.07	1,028.00	1,368.50	121,226.14	666,931.94
October 2016	28,280.00	70,945.37	6,492.75	14,852.25	2,029.25	1,582.25	124,181.87	545,705.80
September 2016	38,252.34	45,076.82	7,386.30	14,876.93	425.50	2,380.25	108,398.14	421,523.93
August 2016	60,139.32	46,860.48	12,220.45	10,666.95	2,187.50	1,123.50	133,198.20	313,125.79
July 2016	65,099.02	79,262.63	13,820.00	19,860.44	166.25	1,719.25	179,927.59	179,927.59

Figures are for February-17	Housing Starts			Remodels & Additions (includes garages & reroofs)			
	Permits	Valuation	Sq Footage		#	Valuation	
Single Family Residence	15	3,593,297.00	38,373	Residential	19	566,801.00	
Duplex - 10 Units	5	1,667,842.00	15,874	Commercial	16	9,998,400.00	
Multi-Plex - 12 Units	3	2,098,468.00	23,556			<b>COMMERCIAL STARTS</b>	
Townhome	2	426,686.00	4,028		<b>Bldgs</b>	<b>Valuation</b>	
Other	3	76,075.00	1,910			<b>Sq Footage</b>	
<b>Total New:</b>	28	7,862,368	83,741	<b>CITY</b>	1	1,300,000.00	11,481
<b>Total Fiscal Year:</b>	<b>306</b>	<b>80,463,973</b>	<b>823,168</b>	<b>Fiscal Total</b>	<b>23</b>	<b>60,893,112</b>	<b>269,817</b>