

BUILDING PERMIT REPORT

| 2016/FY 2017 | | | | | | | FISCAL YEAR 2017 | |
|-------------------------------|---------------------|----------------------|---------------------|---------------------|-----------------------|----------------------|-----------------------|-----------------------|
| | Mar-2017 | | Mar-2016 | | FYTD as of March 2017 | | FYTD as of March 2016 | |
| | THIS MONTH - FY2017 | | THIS MONTH - FY2016 | | FY TO DATE - FY2017 | | FY TO DATE - FY2016 | |
| NEW CONSTRUCTION | NO | VALUATION | NO | VALUATION | NO. | VALUATION | NO | VALUATION |
| SINGLE FAMILY | 37 | 9,779,686.00 | 21 | 5,234,751.00 | 210 | 51,625,195.00 | 170 | 42,118,598.00 |
| DUPLEX | 5 | 1,580,263.00 | 5 | 1,775,176.00 | 18 | 6,217,119.00 | 22 | 6,079,094.00 |
| MULTI-FAMILY MARCH UNITS - 96 | 7 | 9,330,301.00 | | | 16 | 22,385,529.00 | 25 | 32,246,615.00 |
| FISCAL YEAR TOTAL UNITS - 264 | | | | | - | 264 Units | - | 415 Units |
| MISC (GARAGE, SHED, ADU ETC.) | 2 | 70,100.00 | 5 | 177,643.00 | 17 | 1,086,701.00 | 30 | 1,254,120.00 |
| ASSEMBLY | | | | | 2 | 135,044.00 | 3 | 2,336,632.00 |
| BUSINESS | 1 | 427,098.00 | 1 | 533,278.00 | 8 | 4,095,735.00 | 3 | 13,828,911.00 |
| EDUCATIONAL | | | | | 1 | 247,500.00 | - | - |
| FACTORY | | | | | - | - | - | - |
| HAZARDOUS | | | | | - | - | - | - |
| INSTITUTIONAL | | | | | - | - | - | - |
| MERCHANTILE | | | | | - | - | - | - |
| MOTEL/HOTEL | | | | | 1 | 2,190,871.00 | - | - |
| STORAGE / OTHER | 2 | 72,000.00 | | | 13 | 3,640,663.00 | 13 | 20,137,374.00 |
| TOTAL | 54 | 21,259,448.00 | 32 | 7,720,848.00 | 286 | 91,624,357.00 | 266 | 118,001,344.00 |
| ADDITION/REMODEL | NO. | VALUATION | NO. | VALUATION | NO. | VALUATION | NO. | VALUATION |
| RESIDENTIAL | 12 | 409,542.00 | 6 | 260,800.00 | 127 | 3,246,894.00 | 118 | 6,688,320.00 |
| COMMERCIAL | 27 | 10,299,211.00 | 17 | 2,603,775.00 | 148 | 70,936,121.00 | 136 | 25,606,556.00 |
| TOTAL | 39 | 10,708,753.00 | 23 | 2,864,575.00 | 275 | 74,183,015.00 | 254 | 32,294,876.00 |
| CONSTRUCTION VALUE | | | | | | | | |
| REVENUE | NO | AMOUNT | NO | AMOUNT | NO | AMOUNT | NO | AMOUNT |
| BUILDING | 103 | 47,204.87 | 68 | 34,266.15 | 619 | 290,301.18 | 570 | 352,525.00 |
| PLAN CHECK | 138 | 116,870.49 | 142 | 57,135.78 | 859 | 427,410.99 | 1,042 | 404,874.90 |
| ELECTRICAL | 98 | 14,214.75 | 84 | 12,679.74 | 533 | 74,130.89 | 656 | 62,263.79 |
| PLUMBING/MECHANICAL | 149 | 20,125.73 | 145 | 17,854.50 | 796 | 94,212.15 | 831 | 91,759.58 |
| FIRE ALARM /SPRINKLER SYSTEM | 3 | 617.00 | 8 | 1,901.50 | 60 | 8,337.00 | 43 | 6,914.75 |
| DEMOLITION / MOVING | 1 | 150.00 | 1 | 75.00 | 14 | 1,711.00 | 13 | 975.00 |
| CODE ENFORCEMENT | - | - | - | - | 1 | 75.00 | 6 | 525.00 |
| SIGNS PERMITS | 6 | 362.50 | 4 | 272.75 | 41 | 2,506.25 | 63 | 3,207.50 |
| PENALTIES | 2 | 121.25 | 6 | 677.00 | 11 | 1,091.75 | 30 | 3,219.75 |
| EXTENSION FEES | 12 | 900.00 | 13 | 975.00 | 31 | 2,325.00 | 38 | 2,850.00 |
| INSPECTION FEES | 5 | 375.00 | 2 | 150.00 | 9 | 1,162.50 | 15 | 1,200.00 |
| MISC REVENUE | 1 | 2,000.00 | 3 | 6.00 | 5 | 2,114.00 | 17 | 100.00 |
| TOTAL | 518 | 202,941.59 | 476 | 125,993.42 | 2,979 | 905,377.71 | 3,324 | 930,415.27 |

Mr Chris Kukulski
 City Manager
 PO Box 1230
 Bozeman MT 59771

Dear Mr Kukulski:

The following report is submitted to show the permits issued and fees charged for the month of March 2017. The list of building, plumbing and electrical permits are attached in addition to the monthly and yearly summary of housing and commercial building activity.

| | 2017 | | 2016 | |
|------------------------------------|--------------|---------------------|------------|-------------------|
| | No. | Fee | No. | Fee |
| Electrical Permits | 98 | 14,214.75 | 76 | 9,372.75 |
| Plumbing/Mechanical Permits | 149 | 20,125.73 | 126 | 13,695.50 |
| Moving Permits | | | - | - |
| Demolition Permits | | | 2 | 150.00 |
| Fire Alarm/Supression Systems | | | 7 | 1,941.50 |
| Inspection Fees | 5 | 375.00 | 1 | 75.00 |
| Sign Pemit | | | 5 | 494.75 |
| Code Enforcement | - | - | 1 | 75.00 |
| Penalty Fees | 2 | 121.25 | 3 | 226.50 |
| Plan Check Fees | 138 | 116,870.49 | 119 | 60,071.21 |
| Building Permits | | 47,204.87 | 89 | 59,205.62 |
| SUB-TOTALS: | 392 | 198,912.09 | 429 | 145,307.83 |
| Other Bldg Div Rev. | | | 3 | 13,390.00 |
| Building Bond Fees | 1 | 2,000.00 | 1 | 2,000.00 |
| New Water | 50 | 13,772.29 | 45 | 14,579.41 |
| New Sewer | 48 | 1,008.00 | 39 | 819.00 |
| Water/Sewer Inspection Fee | 48 | 4,800.00 | 39 | 3,900.00 |
| Eng. Maps/Prints/Docs | 25 | 960.60 | 10 | 160.50 |
| Floodplain Dev. Permits | | | | |
| Storm Water Permit | | | | |
| Degredation Permit | 1 | 83.70 | | |
| Street Cut Permits | 1 | 50.00 | | |
| Cash-in-Lieu of Water Rights | | | | |
| Other Eng. Misc. Rev. | 2 | 409.10 | | |
| Planning Docs/Maps | | | | |
| Encroachment Permits | | | | |
| Planning Reuse permit | | | 2 | 250.00 |
| Planning Review Residential | | | 50 | 2,400.00 |
| Planning Review Commercial | | | 12 | 1,260.00 |
| Planning Review Signs | | | 3 | 390.00 |
| Business Licenses | 162 | 7,332.00 | | |
| Master Plan Amendment | | | | |
| Improvements Agreement | | | | |
| Other Planning Div. Rev. | 15 | 200.00 | 11 | 180.00 |
| Zoning/Comm. Dev. Docs/Maps | | | | |
| Deposits / Rent Chall Gardens | | | | |
| Certificate of Appropriateness COA | | | | |
| Zone Map/Code Amendments | | | | |
| Pay-in-lieu of Parks | | | 6 | 450.00 |
| Planning & Zoning | 72 | 1,149,804.10 | 43 | 82,654.66 |
| Parade / Public Assembly Permit | 5 | 390.00 | 11 | 3,340.00 |
| Film Permit | 2 | 60.00 | 2 | 60.00 |
| Annexation Fees | | | | |
| Other Zoning/CD Rev/Sign Tag | | | | |
| Planned Unit Development - PUD | | | | |
| Street Impact Fees | 57 | 561,535.73 | 37 | 375,788.74 |
| Fire Impact Fees | 55 | 32,275.26 | 36 | 39,261.97 |
| Water Impact Fees | 53 | 241,255.09 | 37 | 160,380.58 |
| WasteWater Impact Fees | 53 | 130,099.84 | 39 | 103,767.43 |
| SUB-TOTAL: | 650 | 2,146,035.71 | 426 | 805,032.29 |
| TOTAL RECEIPTS: | 1,042 | 2,344,947.80 | 855 | 950,340.12 |

Respectfully submitted,

Bob Risk
 Chief Building Official

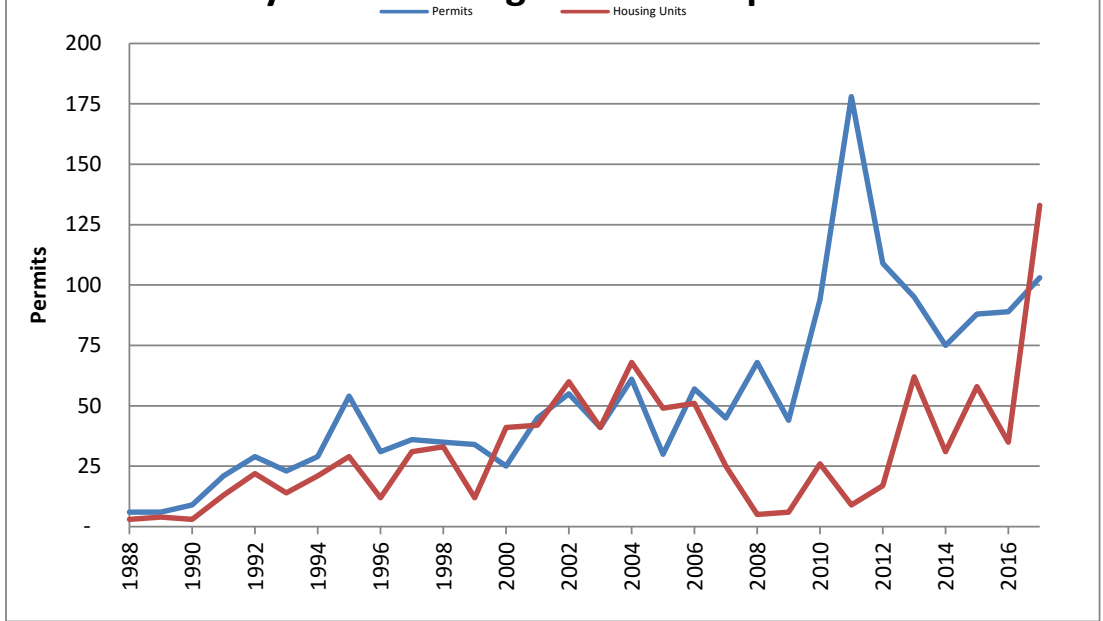
| DATE | PERMIT # | ADDRESS | OWNER | CONTRACTOR | PERMIT FEE | PLAN CHECK | SQ FOOT | VALUATION | DESCRIPTION |
|----------|-----------------|------------|--------------------------------|--------------------------------|------------------|------------------|----------------|----------------------|----------------------------|
| 03/16/17 | 17 25009 1788 | MIDFIELD | BIJELLA, KAREN | COLDSMOKE CONSTRUCTION LLC | 726.00 | 812.60 | 2,512 | 296,008.00 | RES SINGLE FAMILY DWELLING |
| 03/17/17 | 17 24945 1209 E | MAIN | STEFAN, TIM & AMY | STEFAN ASSOC | 196.00 | 939.39 | 2,040 | 224,257.00 | RES SINGLE FAMILY DWELLING |
| 03/20/17 | 16 24804 4155 | RENOVA | JOHNSON, ERIN K | VON CONSTRUCTION INC | 570.00 | 692.55 | 2,795 | 232,882.00 | RES SINGLE FAMILY DWELLING |
| 03/21/17 | 16 24730 2428 | BLACKFEET | DK HOMES LLC | DK HOMES LLC | 599.00 | 753.52 | 2,672 | 268,500.00 | RES SINGLE FAMILY DWELLING |
| 03/21/17 | 16 24782 1477 | KENYON | TAYLOR, RICHARD J & LAURINDA H | CHASE-SKOGEN HOMES, INC | 632.00 | 759.70 | 2,289 | 450,000.00 | RES SINGLE FAMILY DWELLING |
| 03/21/17 | 16 24783 1012 | JOSEPHINE | ADAMS, BEVERLY R | CHASE-SKOGEN HOMES, INC | 632.00 | 764.57 | 2,289 | 450,000.00 | RES SINGLE FAMILY DWELLING |
| 03/21/17 | 17 24944 857 | WINDROW | DENNEE, JASON M & NATALIE F | ASCENT HOME BUILDERS INC | 661.00 | 874.30 | 2,983 | 267,472.00 | RES SINGLE FAMILY DWELLING |
| 03/22/17 | 17 24915 2415 N | FERGUSON | JENN ESTATE INC | PENNER CONSTRUCTION CO | 677.00 | 815.99 | 2,228 | 269,429.00 | RES SINGLE FAMILY DWELLING |
| 03/22/17 | 17 24955 534 N | LAUREL | KING CONSTRUCTION & DEVELOPMEN | HORLACHER CONSTRUCTION | 506.00 | 686.91 | 1,801 | 209,181.00 | RES SINGLE FAMILY DWELLING |
| 03/22/17 | 17 24962 4161 | RENOVA | BH CONSTRUCTION LLC | BLACK LABEL CONSTRUCTION CO | 553.00 | 686.55 | 1,956 | 227,990.00 | RES SINGLE FAMILY DWELLING |
| 03/22/17 | 17 24965 1406 | BOYLAN | THESING, TODD & RACHEL | SIERRA CUSTOM HOMES | 872.00 | 1,128.17 | 3,101 | 360,472.00 | RES SINGLE FAMILY DWELLING |
| 03/24/17 | 15 22446 3527 W | BABCOCK | SCOTT WALKER | WALKER CONSTRUCTION | 108.00 | 780.38 | 2,812 | 259,801.00 | RES SINGLE FAMILY DWELLING |
| 03/24/17 | 17 24970 4778 | VICTORY | COVENANT INVESTMENTS INC | KRESGE CONSTRUCTION INC | 923.00 | 1,014.52 | 4,222 | 384,635.00 | RES SINGLE FAMILY DWELLING |
| 03/28/17 | 17 25047 1578 N | HUNTERS | MLINEK CONSTRUCTION INC | MLINEK CONSTRUCTION | 545.00 | 674.27 | 1,924 | 224,401.00 | RES SINGLE FAMILY DWELLING |
| 03/29/17 | 16 24746 1016 N | 15TH | THE LLC | CONSTRUCTIVE SOLUTIONS INC | 533.00 | 687.53 | 1,872 | 225,000.00 | RES SINGLE FAMILY DWELLING |
| 03/29/17 | 17 25046 861 | JARDINE | GRESHAM, DIANE R | ROI LLC | 573.00 | 695.32 | 2,558 | 238,911.00 | RES SINGLE FAMILY DWELLING |
| 03/30/17 | 17 24974 2159 | JACOBS | BURTON & ETHELEEN ENTERPRISES | INTEGRITY DESIGN & CONSTR INC | 585.00 | 725.94 | 2,690 | 243,097.00 | RES SINGLE FAMILY DWELLING |
| 03/30/17 | 17 24994 725 | SHERIDAN | K & E ENTERPRISES INC | K & E ENTERPRISES INC | 530.00 | 645.76 | 2,366 | 219,629.00 | RES SINGLE FAMILY DWELLING |
| 03/31/17 | 17 24870 4425 | BRISBIN | HANSON, THEODORE & VANESSA | T HANSON CONSTRUCTION COMPANY | 721.00 | 1,132.86 | 3,820 | 357,061.00 | RES SINGLE FAMILY DWELLING |
| 03/10/17 | 17 24992 4835 | SHERWOOD | VISION DEVELOPMENT | VISION DEVELOPMENT INC | 1,870.00 | 2,179.13 | 8,444 | 709,739.00 | RES TRIPLEX, FOURPLEX |
| 03/23/17 | 17 24993 4879 | SHERWOOD | VISION DEVELOPMENT | VISION DEVELOPMENT INC | 1,870.00 | 2,179.13 | 8,444 | 709,739.00 | RES TRIPLEX, FOURPLEX |
| 03/27/17 | 17 24848 116 S | COTTONWOOD | 2B HOLDINGS LLC | NHB LLC | 5,026.00 | 5,439.91 | 21,613 | 2,177,263.00 | RES 5+ UNITS |
| 03/29/17 | 17 24837 76 S | COTTONWOOD | 2B HOLDINGS LLC | NHB LLC | 2,737.00 | 3,067.03 | 11,771 | 1,189,813.00 | RES 5+ UNITS |
| 03/29/17 | 17 24845 86 S | COTTONWOOD | 2B HOLDINGS LLC | NHB LLC | 2,737.00 | 3,067.03 | 11,771 | 1,183,242.00 | RES 5+ UNITS |
| 03/29/17 | 17 24846 96 S | COTTONWOOD | 2B HOLDINGS LLC | NHB LLC | 2,737.00 | 3,067.03 | 11,771 | 1,183,242.00 | RES 5+ UNITS |
| 03/29/17 | 17 24847 106 S | COTTONWOOD | 2B HOLDINGS LLC | NHB LLC | 5,026.00 | 5,439.91 | 21,613 | 2,177,263.00 | RES 5+ UNITS |
| | | | | | 46,078.00 | 57,131.55 | 208,706 | 20,760,350.00 | |
| 03/03/17 | 17 24997 539 N | ROUSE | NATHORST-WESTFELT, ANNA | NORTHERN RANGE GENERAL CONTRAC | 325.75 | 371.64 | 1,007 | 75,000.00 | RES ALTERATION |
| 03/07/17 | 17 25059 921 S | WILLSON | WALSH, KAREN L & KENNETH C | SCHMIT CONSTRUCTION, INC | 72.25 | - | - | 6,800.00 | RES ALTERATION |
| 03/10/17 | 17 24981 911 S | WILLSON | MCCARTY, SUSAN S | RIVERBEND BUILDERS,INC | 563.75 | 489.29 | 2,020 | 125,000.00 | RES ALTERATION |
| 03/16/17 | 17 24877 0 | | KEN & BRUCE REYNOLDS | OWNER IS GENERAL | 488.50 | 418.77 | 4,033 | 100,000.00 | RES ALTERATION |
| 03/30/17 | 17 25103 759 N | 15TH | WINEGARDNER, MELINDA | TRADEMARK, INC | 235.50 | 207.68 | - | 30,520.00 | RES ALTERATION |
| 03/30/17 | 17 25107 1301 S | 3RD | RICHARDS, JOSHUA & ANNABELLE | OWNER IS GENERAL | 42.00 | 27.30 | - | 2,122.00 | RES ALTERATION |
| 03/30/17 | 17 25154 1411 S | BOZEMAN | THURLOW, GREGORY A & AUDREY J | REMODELER, INC | 64.50 | 41.93 | - | 6,000.00 | RES ALTERATION |
| 03/31/17 | 17 25158 1322 S | ROUSE | WIERSMA, ROBERT H & PHYLLIS D | OWNER IS GENERAL | 42.00 | 44.69 | - | 3,500.00 | RES ALTERATION |
| 03/31/17 | 17 25164 811 S | 3RD | SAAB, VICTORIA A | HISA INC | 278.25 | 242.94 | - | 40,000.00 | RES ALTERATION |
| 03/20/17 | 17 25111 115 W | GRAF | REISING, JEFFREY W & TARA V | SHEDHORN CONSTRUCTION | 72.00 | - | - | 6,200.00 | RESIDENTIAL REROOF |
| 03/22/17 | 17 25129 1115 N | SPRUCE | YOUNKIN, CINDY E & TERRY KORAL | AQUA BLOCK ROOFING | 87.00 | - | - | 9,000.00 | RESIDENTIAL REROOF |
| 03/29/17 | 17 25159 1022 S | 5TH | THE NETWORK | YANT ROOFING | 64.50 | - | - | 5,400.00 | RESIDENTIAL REROOF |

Month of March

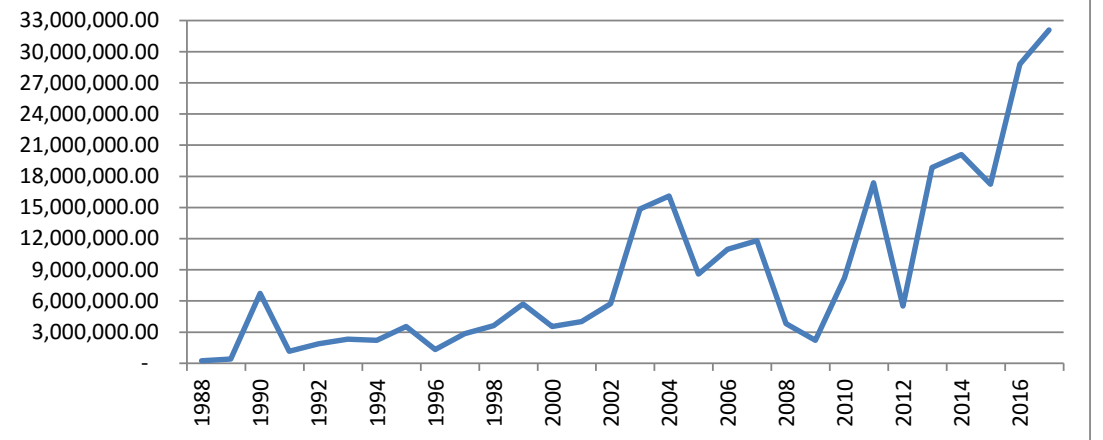
THIRTY YEAR BUILDING PERMIT COMPARISON

| Mar-17 | Housing | | Fiscal YTD | | |
|--------|---------|-------|---------------|---------|-------|
| | Permits | Units | Valuation | Permits | Units |
| 2017 | 103 | 133 | 32,091,863.00 | 866 | 495 |
| 2016 | 89 | 35 | 28,815,810.00 | 674 | 402 |
| 2015 | 88 | 58 | 17,241,109.00 | 792 | 572 |
| 2014 | 75 | 31 | 20,082,404.00 | 625 | 292 |
| 2013 | 95 | 62 | 18,848,923.00 | 477 | 241 |
| 2012 | 109 | 17 | 5,518,985.00 | 420 | 223 |
| 2011 | 178 | 9 | 17,374,282.00 | 1,783 | 189 |
| 2010 | 94 | 26 | 8,221,489.00 | 3,072 | 206 |
| 2009 | 44 | 6 | 2,218,610.00 | 1,274 | 180 |
| 2008 | 68 | 5 | 3,831,004.00 | 1,044 | 249 |
| 2007 | 45 | 25 | 11,802,228.00 | 900 | 758 |
| 2006 | 57 | 51 | 10,962,014.00 | 832 | 670 |
| 2005 | 30 | 49 | 8,580,985.00 | 893 | 954 |
| 2004 | 61 | 68 | 16,112,357.00 | 964 | 879 |
| 2003 | 41 | 41 | 14,860,019.00 | 853 | 614 |
| 2002 | 55 | 60 | 5,734,666.00 | 806 | 526 |
| 2001 | 45 | 42 | 4,009,425.00 | 682 | 422 |
| 2000 | 25 | 41 | 3,554,059.00 | 629 | 415 |
| 1999 | 34 | 12 | 5,699,393.00 | 672 | 546 |
| 1998 | 35 | 33 | 3,617,603.00 | 736 | 423 |
| 1997 | 36 | 31 | 2,843,423.00 | 787 | 309 |
| 1996 | 31 | 12 | 1,318,553.00 | 757 | 454 |
| 1995 | 54 | 29 | 3,536,645.00 | 736 | 474 |
| 1994 | 29 | 21 | 2,210,391.00 | 493 | 323 |
| 1993 | 23 | 14 | 2,317,422.00 | 533 | 339 |
| 1992 | 29 | 22 | 1,864,515.00 | 442 | 231 |
| 1991 | 21 | 13 | 1,151,439.00 | 340 | 215 |
| 1990 | 9 | 3 | 6,731,478.00 | 229 | 106 |
| 1989 | 6 | 4 | 417,420.00 | 166 | 80 |
| 1988 | 6 | 3 | 241,560.00 | 137 | 47 |

Thirty Year Building Permit Comparison



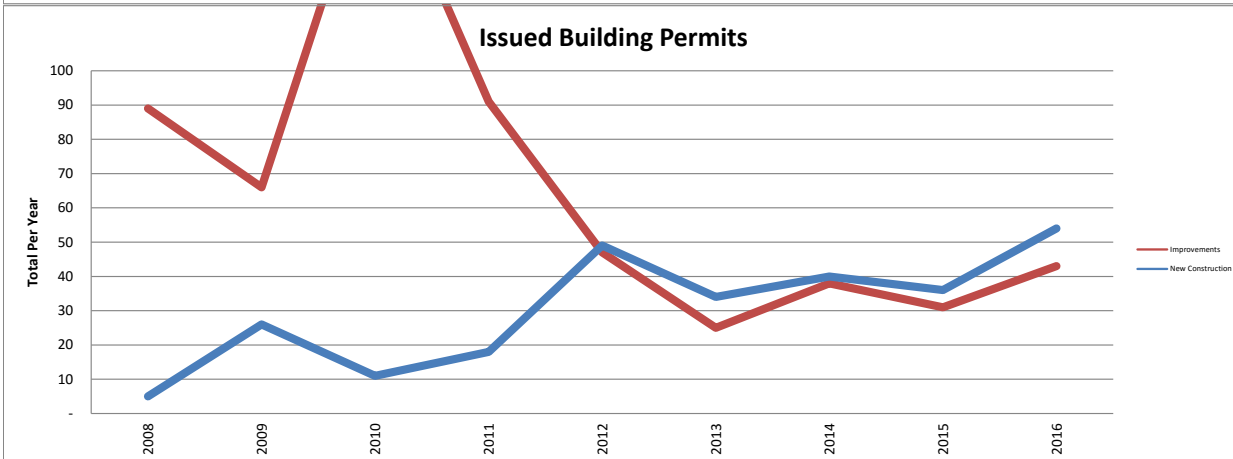
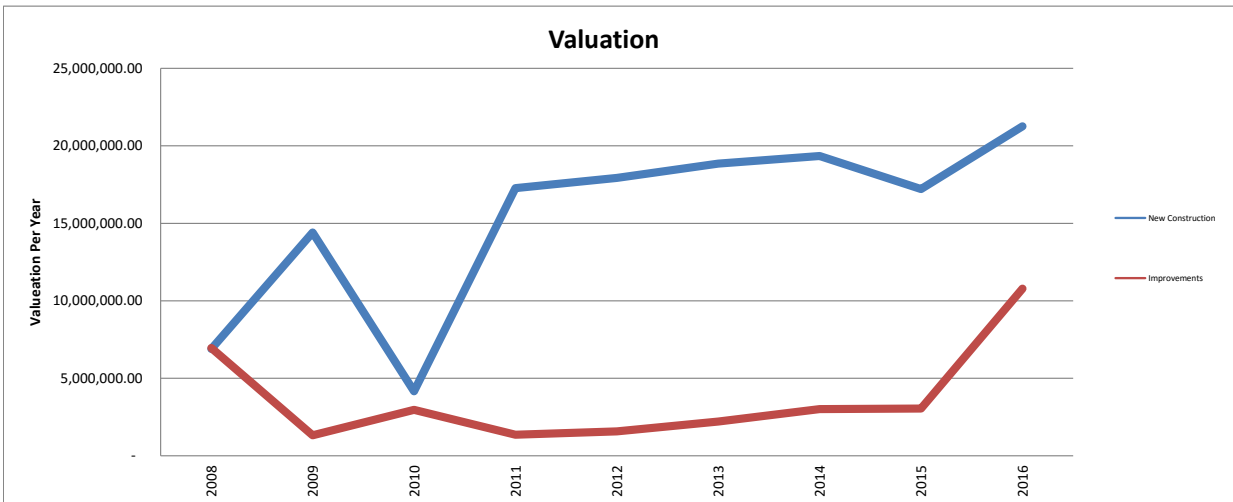
Valuations



**SINGLE MONTH COMPARISON FOR 10 YEAR BUILDING PERMITS
BUILDING DEPARTMENT -- CITY OF BOZEMAN**

| | Mar-17 | | Mar-16 | | Mar-15 | | Mar-14 | | Mar-13 | |
|-------------------------|-----------|----------------------|-----------|----------------------|-----------|----------------------|-----------|----------------------|-----------|----------------------|
| | BP\U | Valuation | BP\U | Valuation | BP\U | Valuation | BP\U | Valuation | BP\U | Valuation |
| New Construction | | | | | | | | | | |
| Single Family | 37 | 9,779,686.00 | 25 | 6,627,057.00 | 23 | 7,230,469.00 | 17 | 4,103,754.00 | 34 | 8,310,968.00 |
| Multi Family | 7 | 9,330,301.00 | | | 4 | 3,225,418.00 | | | 4 | 1,683,471.00 |
| Duplex | 5 | 1,580,263.00 | 2 | 698,961.00 | 6 | 1,699,465.00 | 2 | 503,442.00 | 1 | 348,603.00 |
| Townhomes | - | - | 6 | 1,125,040.00 | 4 | 864,822.00 | 12 | 1,841,935.00 | 8 | 1,469,502.00 |
| Commercial | 3 | 499,098.00 | 3 | 9,169,728.00 | 3 | 869,349.00 | 3 | 11,477,019.00 | 2 | 5,459,075.00 |
| Other | 2 | 70,100.00 | | | | | | | | |
| SUB-TOTAL | 54 | 21,259,448.00 | 36 | 17,620,786.00 | 40 | 13,889,523.00 | 34 | 17,926,150.00 | 49 | 17,271,619.00 |
| Improvements | | | | | | | | | | |
| Residential | 12 | 409,542.00 | 6 | 260,800.00 | 9 | 142,780.00 | 7 | 244,250.00 | 21 | 622,534.00 |
| Commercial | 27 | 10,299,211.00 | 17 | 2,603,775.00 | 14 | 2,381,166.00 | 13 | 1,967,325.00 | 25 | 927,770.00 |
| Fire Supression Systems | 4 | 76,500.00 | 8 | 179,097.00 | 15 | 488,557.00 | 5 | 602.50 | 1 | 29,045.00 |
| Other | | | | | | | | | | |
| SUB-TOTAL | 43 | 10,785,253.00 | 31 | 3,043,672.00 | 38 | 3,012,503.00 | 25 | 2,212,177.50 | 47 | 1,579,349.00 |
| TOTAL PERMITS | 97 | 32,044,701.00 | 67 | 20,664,458.00 | 78 | 16,902,026.00 | 59 | 20,138,327.50 | 96 | 18,850,968.00 |

| | Mar-12 | | Mar-11 | | Mar-10 | | Mar-09 | | Mar-08 | |
|-------------------------|------------|------------------|------------|----------------------|-----------|---------------------|-----------|----------------------|-----------|----------------------|
| | BP\U | Valuation | BP\U | Valuation | BP\U | Valuation | BP\U | Valuation | BP\U | Valuation |
| New Construction | | | | | | | | | | |
| Single Family | 15 | 3,628,156.00 | 9 | 2,269,785.00 | 20 | 4,151,437.00 | 3 | 514,609.00 | 12 | 2,375,012.00 |
| Multi Family | | | | | | | | | 4 | 2,489,197.00 |
| Duplex | | | | | | | | | 2 | 727,308.00 |
| Townhomes | 2 | 378,608.00 | | | 4 | 1,132,445.00 | | | 8 | 1,317,900.00 |
| Commercial | 1 | 153,890.00 | 2 | 12,134,156.00 | 2 | 1,615,464.00 | 2 | 13,290,602.00 | 3 | 2,714,084.00 |
| Other | | | | | | | | | 1 | 80,464.00 |
| SUB-TOTAL | 18 | 4,160,654 | 11 | 14,403,941.00 | 26 | 6,899,346.00 | 5 | 13,805,211.00 | 30 | 9,703,965.00 |
| Improvements | | | | | | | | | | |
| Residential | 47 | 476,846.00 | 127 | 1,200,364.00 | 39 | 361,990.00 | 42 | 479,179.00 | 12 | 386,221.00 |
| Commercial | 27 | 708,208.00 | 36 | 1,688,337.00 | 16 | 866,440.00 | 39 | 6,395,654.00 | 14 | 1,287,534.00 |
| Fire Supression Systems | 4 | 26,463.00 | 2 | 42,590.00 | 3 | 7,001.00 | 6 | 69,993.00 | 4 | 37,027.00 |
| Other | 13 | 146,814.00 | 2 | 39,050.00 | 8 | 86,712.00 | 2 | 6,900.00 | 6 | 141,500.00 |
| SUB-TOTAL | 91 | 1,358,331 | 167 | 2,970,341.00 | 66 | 1,322,143.00 | 89 | 6,951,726.00 | 36 | 1,852,282.00 |
| TOTAL PERMITS | 109 | 5,518,985 | 178 | 17,374,282.00 | 92 | 8,221,489.00 | 94 | 20,756,937.00 | 66 | 11,556,247.00 |



IMPACT FEES CALENDAR YEAR 2017

| MONTH | STREET | FIRE | WATER | WW | MONTHLY | YTD |
|-----------|------------|-----------|------------|------------|------------|--------------|
| January | 269,446.97 | 10,987.43 | 87,114.60 | 49,418.29 | 416,967.29 | 416,967.29 |
| February | 234,988.94 | 8,185.24 | 62,586.95 | 33,861.30 | 339,622.43 | 756,589.72 |
| March | 561,535.73 | 32,275.26 | 241,225.09 | 130,099.84 | 965,135.92 | 1,721,725.64 |
| April | | | | | - | |
| May | | | | | - | |
| June | | | | | - | |
| July | | | | | - | |
| August | | | | | - | |
| September | | | | | - | |
| October | | | | | - | |
| November | | | | | - | |
| December | | | | | - | |

BUILDING REVENUE, FISCAL YEAR 2017

| MONTH | BUILDING | PLAN REVIEW | ELECTRIC | MECHANICAL/ PLUMBING | Fire Alarm/ Suppression | Penalty/ Other Fees | Monthly | FISCAL YTD |
|----------------|-----------|-------------|-----------|-------------------------|----------------------------|------------------------|------------|--------------|
| June 2017 | | | | | | | | |
| May 2017 | | | | | | | - | |
| April 2017 | | | | | | | - | |
| March 2017 | 47,204.87 | 116,870.49 | 14,214.75 | 20,125.73 | 617.00 | 1,396.25 | 200,429.09 | 1,217,824.56 |
| February 2017 | 28,090.31 | 59,701.86 | 5,281.75 | 14,921.82 | 117.00 | 1,204.00 | 109,316.74 | 1,017,395.47 |
| January 2017 | 51,520.47 | 52,843.20 | 20,243.69 | 15,702.71 | 2,309.00 | 879.25 | 143,498.32 | 908,078.73 |
| December 2016 | 48,147.48 | 32,767.99 | 5,895.75 | 9,141.50 | 301.25 | 1,394.50 | 97,648.47 | 764,580.41 |
| November 2016 | 38,057.50 | 60,628.82 | 7,139.25 | 13,004.07 | 1,028.00 | 1,368.50 | 121,226.14 | 666,931.94 |
| October 2016 | 28,280.00 | 70,945.37 | 6,492.75 | 14,852.25 | 2,029.25 | 1,582.25 | 124,181.87 | 545,705.80 |
| September 2016 | 38,252.34 | 45,076.82 | 7,386.30 | 14,876.93 | 425.50 | 2,380.25 | 108,398.14 | 421,523.93 |
| August 2016 | 60,139.32 | 46,860.48 | 12,220.45 | 10,666.95 | 2,187.50 | 1,123.50 | 133,198.20 | 313,125.79 |
| July 2016 | 65,099.02 | 79,262.63 | 13,820.00 | 19,860.44 | 166.25 | 1,719.25 | 179,927.59 | 179,927.59 |

| Figures are for March-17 | Housing Starts | | | Remodels & Additions (includes garages & reroofs) | | | |
|-----------------------------|----------------|--------------------|------------------|--|-----------|-------------------|----------------|
| | Permits | Valuation | Sq Footage | | # | Valuation | |
| Single Family Residence | 37 | 9,779,686.00 | 95,353 | Residential | 12 | 409,542.00 | |
| Duplex - 10 Units | 5 | 1,580,263.00 | 16,166 | Commercial | 27 | 1,029,921.00 | |
| Multi-Plex - 86 Units | 7 | 9,330,301.00 | 95,427 | | | | |
| Townhome | - | - | - | | | | |
| Other | 2 | 70,100.00 | 1,760 | | | | |
| Total New: | 51 | 20,760,350 | 208,706 | CITY | 3 | 499,098.00 | 3,401 |
| Total Fiscal Year: | 357 | 101,224,323 | 1,031,874 | Fiscal Total | 23 | 61,392,210 | 273,218 |