

To Contact Us

Phone

406.582.2375


Email

Permits@bozeman.net

BOZEMAN^{MT}
Building

20 E Olive St., Ste 208
PO Box 1230
Bozeman MT 59771
406.582.2375
permits@bozeman.net

Revised 10/13/2016



Emergency Egress Window Requirements

Important facts you should know when installing or replacing windows

BOZEMAN^{MT}
Building

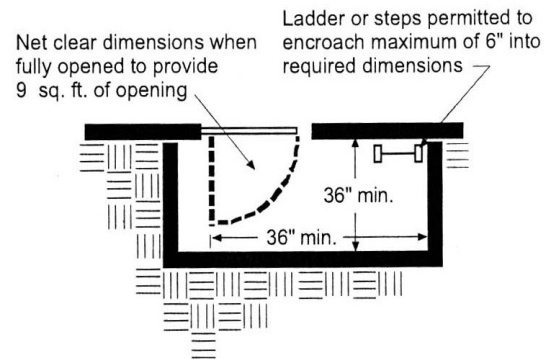
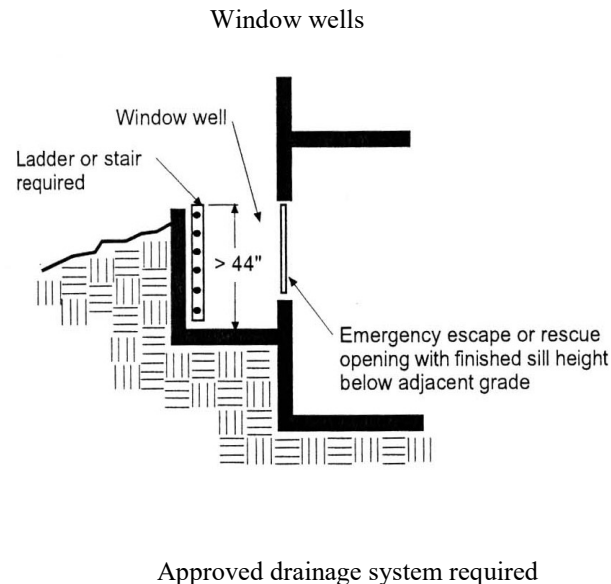
20 E Olive St., Ste 208
PO Box 1230
Bozeman MT 59771
406.582.2375
permits@bozeman.net

Whether you're designing a new home, or simply remodeling an existing structure, important guidelines to follow...

Emergency Escape and Rescue Openings

Section R310.

- Minimum of one emergency escape and rescue opening required in:
 - Habitable attics;
 - Basements containing habitable space with or without sleeping rooms;
 - Every sleeping room.
- Window opening height of not more than 44 inches measured from the finished floor to the bottom of the clear opening
- Net clear opening size to be a minimum of 5.7 square feet.
 - Minimum of 5.0 square feet required for grade floor openings.
- Minimum net clear opening height of 24 inches, minimum net clear opening width of 20 inches.



- Where window opening sill height located below adjacent ground elevation, window well required.
 - Allow for door or window to be fully opened.
 - Minimum of 9 square feet in horizontal area, minimum horizontal projection and width of 36 inches (encroachment of 6 inches permitted for ladder or steps).
 - Permanent complying ladder or steps where vertical depth exceeds 44 inches useable with the window in the fully open position.
- Bulkhead enclosures with direct exterior access permitted if in compliance with minimum net clear opening requirements.
- Bars, grilles, covers and screens prohibited unless devices releasable or removable from inside without use of key, tool or force greater than that which is required to open the escape and rescue opening.