



BUILDING PERMIT REPORT

November 2012/FY 2013

FISCAL YEAR 2013

	Nov-2012		Nov-2011		YTD as of 11-2012		YTD as of 11-2011	
	THIS MONTH - FY2013		THIS MONTH - FY2011		YEAR TO DATE - FY2013		YEAR TO DATE - FY2012	
NEW CONSTRUCTION	NO	VALUATION	NO	VALUATION	NO	VALUATION	NO	VALUATION
SINGLE FAMILY	24	5,627,287.00	6	1,286,500.00	136	33,994,073.00	56	12,466,952.00
DUPLEX (1 BLDG)	2	429,737.00			6	1,761,139.00		
MULTI-FAMILY UNITS (57 UNITS)	3	4,672,113.00			10	15,370,100.00		
MISC (GARAGE, SHED, FENCE, ETC.)	4	230,573.00	1	15,000.00	12	286,305.00	2	40,001.00
ASSEMBLY					4	2,622,194.00	1	3,914,605.00
BUSINESS								
EDUCATIONAL					2	11,424,120.00	1	7,067,422.00
FACTORY								
HAZARDOUS								
INSTITUTIONAL								
MERCHANTILE					1	1,151,150.00		
MOTEL/HOTEL					2	9,376,380.00		
STORAGE							1	60,000.00
TOTAL	33	10,959,710.00	7	1,301,500.00	167	75,985,461.00	61	23,548,980.00
ADDITION/REMODEL	NO.	VALUATION	NO.	VALUATION	NO.	VALUATION	NO.	VALUATION
RESIDENTIAL	35	334,079.00	146	1,193,976.00	296	4,077,465.00	1869	17,177,129.00
COMMERCIAL	26	478,639.00	49	1,342,419.00	173	11,129,285.00	457	11,358,684.00
TOTAL	61	812,718.00	195	2,536,395.00	469	15,206,750.00	2326	28,535,813.00
CONSTRUCTION VALUE								
REVENUE	NO	AMOUNT	NO	AMOUNT	NO	AMOUNT	NO	AMOUNT
BUILDING	93	31,242.71	207	25,087.05	623	241,749.00	2390	280,462.00
PLAN CHECK	76	20,054.81	66	17,958.58	384	199,979.00	299	72,275.58
ELECTRICAL	70	6,332.75	45	3,190.75	378	45,811.00	249	17,157.75
PLUMBING/MECHANICAL	93	10,356.50	41	3,501.75	464	43,984.00	285	32,229.75
FIRE ALARM/SUPPRESSION SYSTEMS	6	793.50	2	94.25	40	1,595.00	23	2,232.00
DEMOLITION	3	225.00			22	1,650.00	7	525.00
CODE ENFORCEMENT			3	450.00	1	825.00	4	525.00
PENALTIES			5	738.00	20	1,638.00	27	3,192.00
Extensions-Permits & Apps					9	675.00		
INSPECTION FEES	1	75.00	6	600.00	11	825.00	24	2,520.00
MISC REVENUE	2	5.00		7.00	47	147.00		7.00
TOTAL	344	69,085.27	168	26,540.33	2076	538,878.00	3308	411,126.08

Mr Chris Kukulski
 City Manager
 PO Box 1230
 Bozeman MT 59771

Dear Mr Kukulski:

The following report is submitted to show the permits issued and fees charged for the month of **November 2012**. The list of building, plumbing and electrical permits are attached in addition to the monthly and yearly summary of housing and commercial building activity.

	2012		2011	
	No.	Fee	No.	Fee
Electrical Permits	70	\$6,333	56	4,296.75
Plumbing/Mechanical Permits	93	\$10,357	69	5,246.00
Demolition Permits	3	\$225		
Fire Alarm/Supression Systems	6	\$794	5	1,133.50
Inspection Fees	1	\$75	3	325.00
Code Enforcement Fees	0	\$0	4	300.00
Extensions-Permits & Applications	0	\$0		
Penalty Fees	0	\$0	9	3013.30
Plan Check Fees	76	\$20,055	59	19,067.21
Building Permits	93	\$31,243	100	24,997.42
SUB-TOTALS:	342	\$69,080	305	\$58,379
Other Bldg Div Rev.	2	\$5	1	4.00
New Water - Residential			13	3,682.64
Water Payback Fees				
New Water - Commercial			1	359.10
New Sewer - Residential	27	\$567	15	315.00
New Sewer - Commercial			1	21.00
Water/Sewer Inspection Fee	27	\$2,700	15	1,500.00
Water Renewal				
Sewer Renewal				
Eng. Maps/Prints/Docs	1	\$12	6	90.50
Floodplain Dev. Permits	1	\$100		
Waste Water Dischg. Permits				
Degredation Permit	1	\$129	1	218.50
Street Cut Permits	1	\$50	1	50.00
Street/Alley Vacation Fees				
Cash-in-Lieu of Water Rights				
Other Eng. Misc. Rev.				
Planning Docs/Maps				
Master Plan Amendment				
Subdivision Review Fees				
Improvements Agreement	1	\$400	2	600.00
Other Planning Div. Rev.	15	\$562	10	429.75
Zoning/Comm. Dev. Docs/Maps				
Certificate of Appropriateness COA				
Zone Map/Code Amendments				
Storm Water Permits	3	\$225		
Pay-in-lieu of Parks				
Planning & Zoning	38	\$32,238	24	3,945.00
Annexation Fees				
V & A - Appeals				
V & A - Variances				
Other Zoning/CD Rev/Sign Tag				
Planned Unit Development - PUD				
Street Impact Fees	30	\$164,798	15	82,616.83
Fire Impact Fees	30	\$49,710	13	19,542.99
Water Impact Fees	27	\$170,071	14	73,239.89
WasteWater Impact Fees	27	\$165,117	14	65,385.45
SUB-TOTAL:	231	\$586,683	146	\$252,001
TOTAL RECEIPTS:	573	\$655,763	451	\$310,380

Respectfully submitted,

Bob Risk
 Chief Building Official

November 2012 - Building Permits

<u>DATE</u>	<u>PERMIT #</u>	<u>ADDRESS</u>	<u>OWNER</u>	<u>CONTRACTOR</u>	<u>PERMIT FEE</u>	<u>PLAN CHECK</u>	<u>SQ FT</u>	<u>VALUATION</u>	<u>DESCRIPTION</u>
11/08/12	12 18120	35 E MAIN	ST	GPF-POWDERHORN LLC			2300	65000	COMM ADDITION
11/02/12	12 18018	1704 W BABCOCK	ST	KIRSCH, LLOYD & LUCIA LAWRENCE	42	32.18		3000	COMM ALTERATION
11/07/12	12 17839	24 N TRACY	AVE	CHOW HOUND LLC	278.25	180.86		40000	COMM ALTERATION
11/08/12	12 18029	290 W KAGY	BLVD	LEVEL INVESTORS LLC	57	66.3		4500	COMM ALTERATION
11/13/12	12 17998	1001 N 7TH	AVE	DARIGOLD INC	26.75	41.93		200	COMM ALTERATION
11/13/12	12 18022	0 MSU - GAINES LEC		MONTANA STATE UNIVERSITY	154.5	183.95		18000	COMM ALTERATION
11/15/12	12 18156	415 N BOZEMAN	AVE	CITY OF BOZEMAN	72	51.68		6654	COMM ALTERATION
11/15/12	12 18157	121 N ROUSE	AVE	CITY OF BOZEMAN	42	32.18		2945	COMM ALTERATION
11/20/12	12 18181	1007 W MAIN	ST	Tiffany Lach					COMM ALTERATION
11/26/12	12 17580	11 E MAIN	ST	RAISLER, VICKIE	302	211.74		50000	COMM ALTERATION
11/26/12	12 18075	2310 N 7TH	AVE	STATE OF MONTANA	177	180.86		21000	COMM ALTERATION
11/26/12	12 18150	4181 FALLON	ST	GALLATIN VALLEY HEALTH & FIT	268.75	174.69		38000	COMM ALTERATION
11/01/12	12 17947	2505 CATRON	ST	COSTCO WHOLESALE CORP #96	254.5	454.51		35000	COMM TENANT IMPROVEMENT
11/14/12	12 18086	721 S 9TH	AVE	FARGOT, HENRY C	79.5	51.68		7500	COMM TENANT IMPROVEMENT
11/15/12	12 18162	2320 W MAIN	ST	COOK, GENE E & MARLYS W	26.75			1500	COMM TENANT IMPROVEMENT
11/16/12	12 18168	2104 INDUSTRIAL	DR	THOMPSON, GREG	57			5000	COMM TENANT IMPROVEMENT
11/02/12	12 18079	2000 COMMERCE	WAY	BOZEMAN CHAMBER OF COMMERCE	192			23000	COMMERCIAL REROOF
					2,030.00	1,662.56	2,300	321,299.00	
11/18/12	12 18021	1648 S 7TH	AVE	USDA FOREST SERVICE	211.75	137.64		25795	FIRE ALARM SYSTEMS PERMIT
11/01/12	12 18027	312 E MAIN	ST	ANNIE MILNER	26.75	17.39		1250	FIRE SUPPRESSION SYSTEMS PERMIT
11/08/12	12 17850	1902 W DICKERSON	ST	WIEGAND, ROY V	34.25	22.26		2000	FIRE SUPPRESSION SYSTEMS PERMIT
					238.50	155.03	0	27,045.00	
11/13/12	12 18138	416 W OLIVE	ST	PARR, THOMAS H	75				DEMOLITION PERMIT
11/13/12	12 18146	121 S WALLACE	AVE	RAMSAY, SHANE TICEN	75			3000	DEMOLITION PERMIT
11/20/12	12 18179	515 S BLACK	AVE	US BANK NATIONAL ASSOC	75			24000	DEMOLITION PERMIT
					225.00	0.00	0	27,000.00	
11/02/12	12 18060	1700 W KOCH	ST	ZIMMER FAMILY LLC	26.75	17.39		1500	SIGN PERMIT
11/09/12	12 16790	0 MSU - ENTRY SIGN		MONTANA STATE UNIVERSITY	545.75	814.62		119000	SIGN PERMIT
11/13/12	12 18119	1975 CATTAIL	ST	GALLATIN TR LP/TWIST REALTY	79.5	51.68		7500	SIGN PERMIT
11/14/12	12 18108	2010 N 7TH	AVE	NORTHWOOD LAND & LIVESTOCK CO	26.75	17.39		800	SIGN PERMIT
11/20/12	12 18085	33 S TRACY	AVE	HRDC OF DIST IX INC	49.5	32.18		3755	SIGN PERMIT
11/20/12	12 18133	712 WHEAT	DR	TLH INC	57	37.05		4500	SIGN PERMIT
11/20/12	12 18134	1226 STONERIDGE	DR	HALL PROPERTIES LLC	102	66.3		10710	SIGN PERMIT
11/20/12	12 18135	115 N 19TH	AVE	MONTANA CVS PHARMACY	79.5	51.68		7825	SIGN PERMIT
11/20/12	12 18159	1351 STONERIDGE	DR	SKY CAT LLC	31.25	20.31		1750	SIGN PERMIT
					998.00	1,108.60	0	157,340.00	
11/07/12	12 17934	3689 PIPESTONE	ST	JBE LLC	497	460.17	2136	194538	RTWN
11/07/12	12 17935	3719 PIPESTONE	ST	JBE LLC	497	460.17	2136	194538	RTWN
11/07/12	12 17936	3751 PIPESTONE	ST	JBE LLC	497	460.17	2136	194538	RTWN
11/07/12	12 17937	3763 PIPESTONE	ST	JBE LLC	497	460.17	2136	194538	RTWN
11/13/12	12 18003	4199 TOOLE	ST	ERICKSON, SUSAN	1062	983.31	4564	429737	RES DUPLEX (2 UNITS)
11/02/12	12 17977	2465 MILKHOUSE	AVE	S & P FINANCIAL LLC	556	514.8	2390	216488	RES SINGLE FAMILY DWELLING
11/05/12	12 17879	3102 SUMMER VIEW	LN	MAHAR MONTANA HOMES LLC	473	437.95	2032	194545	RES SINGLE FAMILY DWELLING
11/05/12	12 17929	919 LONGBOW	LN	LEASK, DAVID & ROLINDA	711	658.31	3057	266717	RES SINGLE FAMILY DWELLING
11/05/12	12 17951	4445 PERRY	ST	TONDRE, ZACHARY A & KELI K	775	717.57	3330	304626	RES SINGLE FAMILY DWELLING
11/05/12	12 17987	550 N CLIFDEN	DR	AMERICAN BANK OF MONTANA	705	652.76	3028	340290	RES SINGLE FAMILY DWELLING
11/07/12	12 17980	3469 S 28TH	AVE	BOZEMAN I LLC	528	488.88	2270	197033	RES SINGLE FAMILY DWELLING
11/07/12	12 17997	522 FOWLER	AVE	VISION DEVELOPMENT	553	512.02	2376	220754	RES SINGLE FAMILY DWELLING

November 2012 - Building Permits

DATE	PERMIT #	ADDRESS	OWNER	CONTRACTOR	PERMIT FEE	PLAN CHECK	SQ FT	VALUATION	DESCRIPTION
11/09/12	12 18012	955 ADVANCE	DR COVENANT INVESTMENTS INC	DENMAN CONSTRUCTION MANAGEME	460	425.91	1978	177801	RES SINGLE FAMILY DWELLING
11/13/12	12 17964	6169 BLACKWOOD	RD GERHARTER, DAN & JOHN ROSA	DAVIS DEVELOPMENT LLC	958	887.01	4120	388840	RES SINGLE FAMILY DWELLING
11/16/12	12 17859	4887 VICTORY	ST COOPER BUILDERS LLC	COOPER BUILDERS LLC	872	807.38	3748	344146	RES SINGLE FAMILY DWELLING
11/16/12	12 17965	3352 FEN	WAY HOMELANDS DEVELOPMENT CO LLC	LATITUDE NORTH CONSTRUCTION LL	502	464.8	2158	185566	RES SINGLE FAMILY DWELLING
11/18/12	12 18033	3502 PARKWAY	AVE BRIDGER PEAK CONSTRUCTION LLC	BRIDGER PEAK CONST G MEGAREL	844	781.46	3626	338229	RES SINGLE FAMILY DWELLING
11/18/12	12 18053	3776 CORWIN	ST MT. VIEW HOMES INC	AARON MILLS CONSTRUCTION	456	422.21	1959	177045	RES SINGLE FAMILY DWELLING
11/20/12	12 18043	4225 CASCADE	ST CHASE-SKOGEN HOMES INC	CHASE CONSTRUCTION	454	420.36	1952	177691	RES SINGLE FAMILY DWELLING
11/26/12	12 18024	2948 MEAH	LN JOE ROBB	JPR CONSTRUCTION INC	693	641.65	2978	274213	RES SINGLE FAMILY DWELLING
11/27/12	12 17417	3273 OLIVER	ST BMW LLC	BUILDING DIMENSIONS INC	510	472.21	2190	196505	RES SINGLE FAMILY DWELLING
11/27/12	12 17928	906 FORESTGLEN	DR LEASK, DAVID & ROLINDA	M A G CONSTRUCTION INC	711	658.31	3057	266717	RES SINGLE FAMILY DWELLING
11/27/12	12 17966	4545 EQUESTRIAN	LN BMW, LLC	LATITUDE NORTH CONSTRUCTION LL	554	512.95	2380	221377	RES SINGLE FAMILY DWELLING
11/27/12	12 18089	703 N COTTONWOOD	RD 2B HOLDINGS LLC	NHB LLC	482	446.28	2070	180276	RES SINGLE FAMILY DWELLING
11/27/12	12 18090	721 N COTTONWOOD	RD 2B HOLDINGS LLC	NHB LLC	482	446.28	2070	180276	RES SINGLE FAMILY DWELLING
11/05/12	12 17712	3401 FEN	WAY TROUT MEADOWS LLC	HEADWATERS CONSTRUCTION CO	4756	4403.58	20452	2016158	RES 5+ UNITS/24 Units
11/05/12	12 17926	2226 BAXTER	LN Baxter Springs LLC	CHASE-SKOGEN HOMES, INC	3577	1703.46	14555	1443322	RES 5+ UNITS/12 Units
11/20/12	12 17713	3483 FEN	WAY TROUT MEADOWS LLC	HEADWATERS CONSTRUCTION CO	211.75	137.64	12301	1212633	RES 5+ UNITS/21 Units

23,873.75 20,437.77 113,185 10,729,137.00

11/14/12	12 18153	100 KEAN	DR WEBSTER, DANIEL A & CAROL M	K B BUILDING & SUPPLY, INC	109.5	71.18		11639	RES ACCESSORY BLDG
11/05/12	12 17979	317 S 6TH	AVE RUNNING, ALICE	YOUR NEW OLD HOUSE LLC	231	213.88	990	67062	Gar + ADU
11/09/12	12 17942	3477 FEN	WAY TROUT MEADOWS LLC	HEADWATERS CONSTRUCTION CO	446.25	290.06		86710	RES GARAGES & CARPORTS
11/09/12	12 17943	3433 FEN	WAY TROUT MEADOWS LLC	HEADWATERS CONSTRUCTION CO	378	245.7		65162	RES GARAGES & CARPORTS
11/02/12	12 18038	214 S 9TH	AVE PAWLICK, ALAN J &	PLUMB LEVEL BUILDERS INC	358.5	277.39		60000	RES ADDITION
11/05/12	12 18083	413 N 23RD	AVE HUDSON, THOMAS & BARBARA	EICHHORN CONSTRUCTION	109.5	71.18		11500	RES ADDITION
11/26/12	12 18052	603 S 3RD	AVE BROWN, ELISSA LUCINDA RIONDA	GOFF CONSTRUCTION INC	249.75	190.13		34000	RES ADDITION
11/27/12	12 18147	121 S WALLACE	AVE RAMSAY, SHANE TICEN	CANNATA, JAMES F	177	134.55		21000	RES ADDITION
11/08/12	12 18063	1704 KENYON	DR SONDENO, I EDWARD	SOLSTICE ENERGY SYSTEMS	102	66.3		10941	RES ALTERATION
11/09/12	12 18042	426 N 9TH	AVE LONSDALE, PAUL TAYLOR &		42	27.3		2300	RES ALTERATION
11/13/12	12 18055	434 N 4TH	AVE COLEMAN, LAUREN & STEVEN JAMES		84	64.36		2756	RES ALTERATION
11/16/12	12 18163	1116 N CEDARVIEW	DR DEVINE, HEATHER	SCHUTZ FINE WOODWORKS	57	56.55		5000	RES ALTERATION
11/27/12	12 18014	309 S 3RD	AVE BORGQUIST, JESSICA D	DEL SOL TECHNOLOGIES, INC	87	61.43		8300	RES ALTERATION
11/27/12	12 18082	214 N PLUM	AVE URICH, VIRGINIA	AARON'S R & R	49.5	32.18		3600	RES ALTERATION
11/27/12	12 18161	416 W OLIVE	ST PARR, THOMAS H	FAT CAT DESIGN INC	57	61.43		4200	RES ALTERATION
11/29/12	12 18069	837 JESSIE	WAY VANCAMPEN CHAD ALAN & DANNI RA	RAVEN BUILDERS	26.75	17.39		1500	RES ALTERATION
11/29/12	12 18175	511 N 18TH	AVE LINDSEY, KRISTI &	DEHN ENTERPRISES	117	76.05		12500	RES ALTERATION
11/02/12	12 18065	412 S 14TH	AVE CUSICK, MICHAEL J L & BETH	K2 CONSTRUCTION	64.5			6000	RESIDENTIAL REROOF
11/02/12	12 18068	2910 COLTER	AVE ROGERS, P BRIAN & KRISTINA K	SCHLAUCH-BOTTCHER CONST INC	102			10800	RESIDENTIAL REROOF
11/02/12	12 18080	3333 FIELDSTONE	DR JARVIS, BYFORD & RACHEL	GUARDIAN RESTORATION, INC	57			4200	RESIDENTIAL REROOF
11/07/12	12 18105	440 MICHAEL GROVE	AVE DAINES, STEVEN & CINDY	CLAIR W DAINES, INC	72			6500	RESIDENTIAL REROOF
11/07/12	12 18106	506 MICHAEL GROVE	AVE DAINES, CLAIR W & SHARON	CLAIR W DAINES, INC	72			6500	RESIDENTIAL REROOF
11/14/12	12 18152	419 N GRAND	AVE BOLES, ANNETTE MARONEY	SHEDHORN CONSTRUCTION	49.5			3200	RESIDENTIAL REROOF
11/15/12	12 18160	3742 PIPESTONE	ST BECK, MARC & LISA	NORDIC CONTRACTING	87			9000	RESIDENTIAL REROOF
11/16/12	12 18165	1007 S GRAND	AVE DAVEL, GREGORY S	ALL SEASONS ROOFING OF BOZEMAN	169.5			19240	RESIDENTIAL REROOF
11/16/12	12 18167	421 W OLIVE	ST BOSWELL, ERIC S	SCHLAUCH-BOTTCHER CONST INC	87			8300	RESIDENTIAL REROOF
11/20/12	12 18173	703 N GRAND	AVE ONGARO, SHANNON MARIE	RIDGELINE ROOFING COOPERATIVE	49.5			3500	RESIDENTIAL REROOF
11/26/12	12 18186	520 MICHAEL GROVE	AVE DAINES, CLAIR W & SHARON	CLAIR W DAINES, INC	72			6500	RESIDENTIAL REROOF
11/27/12	12 18189	414 N 4TH	AVE BUFFINGTON, BETSY	K2 CONSTRUCTION	49.5			3292	RESIDENTIAL REROOF
11/29/12	12 18197	204 SILVER CLOUD	CIR EKSTROM, JOSEPH & JODY		117			12700	RESIDENTIAL REROOF
11/02/12	12 18070	4050 W BABCOCK	ST ASPEN PLACE HOA	GUARDIAN RESTORATION, INC	16.25			1702	WINDOW REPLACEMENT PERMIT
11/02/12	12 18071	4050 W BABCOCK	ST ASPEN PLACE HOA	GUARDIAN RESTORATION, INC	42			2278	WINDOW REPLACEMENT PERMIT
11/02/12	12 18072	4050 W BABCOCK	ST ASPEN PLACE HOA	GUARDIAN RESTORATION, INC	57			4056	WINDOW REPLACEMENT PERMIT
11/02/12	12 18073	4050 W BABCOCK	ST ASPEN PLACE HOA	GUARDIAN RESTORATION, INC	26.75			624	WINDOW REPLACEMENT PERMIT
11/13/12	12 18141	4050 W BABCOCK	ST Aspen Place HOA	GUARDIAN RESTORATION, INC	0			1360	WINDOW REPLACEMENT PERMIT
11/13/12	12 18143	4050 W BABCOCK	ST	GUARDIAN RESTORATION, INC	26.75			1355	WINDOW REPLACEMENT PERMIT
11/18/12	12 18093	316 N TRACY	AVE MACON, ELIZABETH ANNE	ASPEN CARPENTRY	64.5			6000	WINDOW REPLACEMENT PERMIT
11/21/12	12 18182	421 N BROADWAY	AVE BRODIE, CHARLES	GUARDIAN RESTORATION, INC	42			3000	WINDOW REPLACEMENT PERMIT

November 2012 - Building Permits

<u>DATE</u>	<u>PERMIT #</u>	<u>ADDRESS</u>	<u>OWNER</u>	<u>CONTRACTOR</u>	<u>PERMIT FEE</u>	<u>PLAN CHECK</u>	<u>SQ FT</u>	<u>VALUATION</u>	<u>DESCRIPTION</u>
11/27/12	12 18188	320 S WILLSON	AVE SIMPSON, PATRICIA A	MONTANA CONSTRUCTION WORKS	79.5				8000 WINDOW REPLACEMENT PERMIT
					3,975.50	1,885.88	990	524,638.00	
					31,340.75	25,249.84	116,475	11,786,459.00	

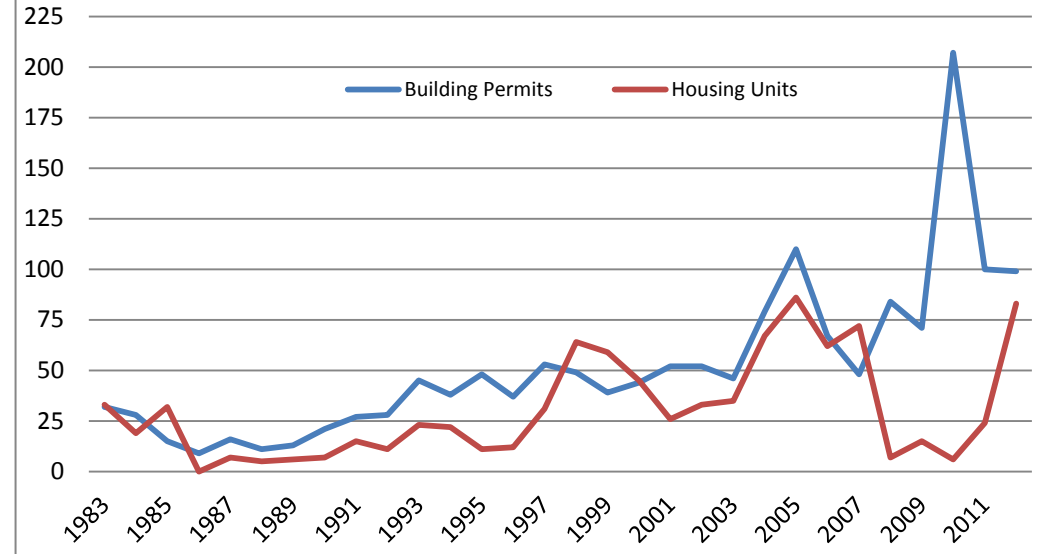
November 2012: 99 Permits; 83 New Housing Units; \$10,739,127.00 Valuation

November 2011: 242 Permits; 26 New Housing Units; \$13,552,656.00 Valuation

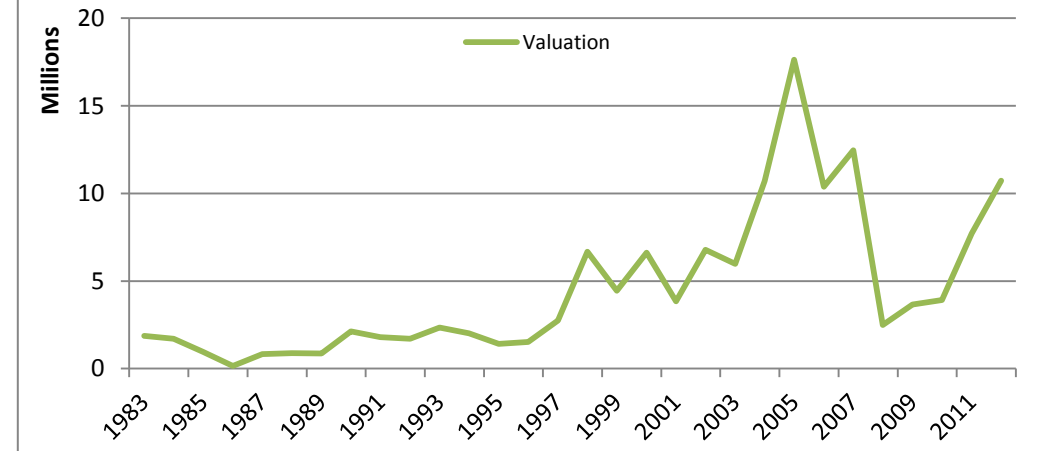
**Month of November
THIRTY YEAR BUILDING PERMIT COMPARISON**

November	Permits	Housing Units	Valuation	YTD Permits	YTD Units	YTD Valuation
2012	99	83	10,729,137	408	204	97,952,307
2011	100	24	7,717,911	1718	180	95,756,913
2010	207	6	3,916,685	2951	194	96,707,104
2009	71	15	3,668,721	1230	174	98,420,359
2008	84	7	2,485,615	976	242	132,001,703
2007	48	72	12,459,581	855	733	231,949,020
2006	67	62	10,376,928	775	619	181,714,979
2005	110	86	17,632,046	863	905	190,452,228
2004	79	67	10,709,202	903	811	127,806,848
2003	46	35	5,982,666	812	573	118,335,316
2002	52	33	6,776,689	751	466	80,051,455
2001	52	26	3,844,853	637	380	74,890,290
2000	44	45	6,617,200	604	374	77,645,759
1999	39	59	4,436,793	638	534	78,099,613
1998	49	64	6,665,541	703	390	54,574,079
1997	53	31	2,738,672	751	278	63,548,276
1996	37	12	1,519,518	726	442	51,086,363
1995	48	11	1,409,141	682	445	49,846,957
1994	38	22	2,025,248	464	302	49,996,131
1993	45	23	2,346,870	510	325	41,493,683
1992	28	11	1,697,841	413	209	25,445,198
1991	27	15	1,795,790	319	202	32,598,866
1990	21	7	2,121,200	220	103	19,501,488
1989	13	6	860,571	160	76	13,970,500
1988	11	5	882,360	131	44	6,984,644
1987	16	7	823,226	181	46	10,199,874
1986	9	0	153,900	224	107	15,391,111
1985	15	32	959,388	263	176	16,332,659
1984	28	19	1,710,796	314	211	28,339,573
1983	32	33	1,878,180	366	260	18,965,178

Thirty Year Building Permit Comparison

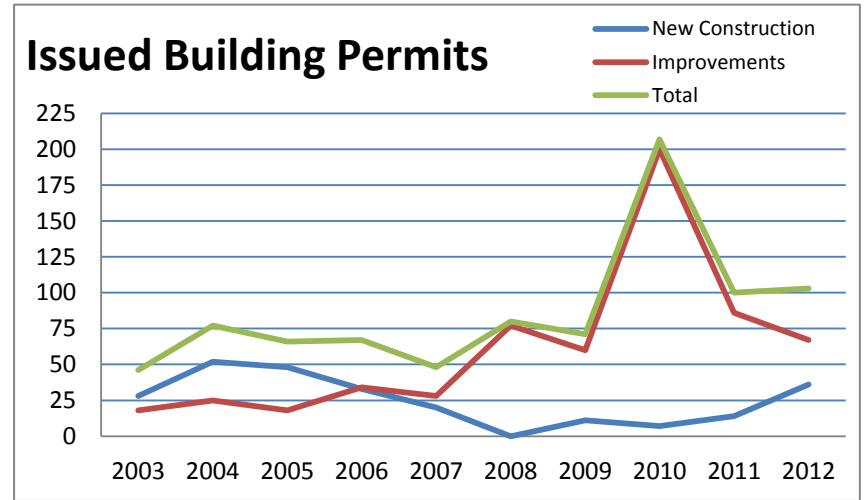


Thirty Year Valuation Comparison

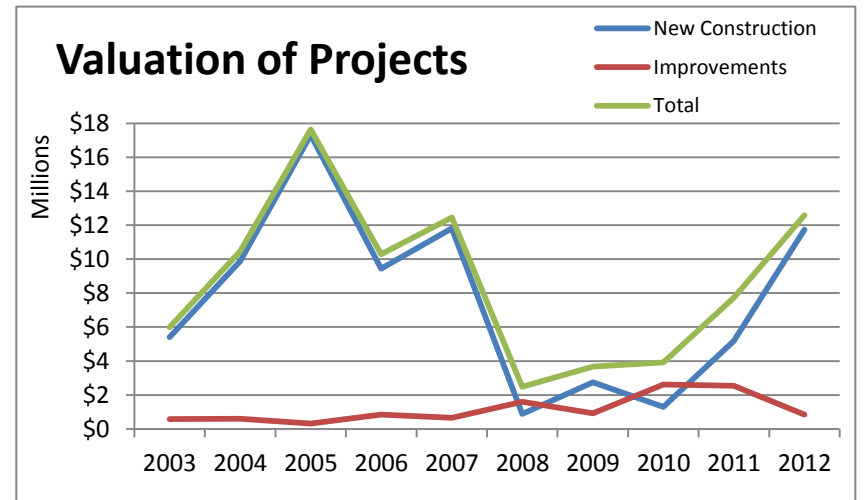


**SINGLE MONTH COMPARISON FOR 10 YEAR BUILDING PERMITS
BUILDING DEPARTMENT -- CITY OF BOZEMAN**

	Nov-12		Nov-11		Nov-10		Nov-09		Nov-08	
	BP\U	Valuation	BP\U	Valuation	BP\U	Valuation	BP\U	Valuation	BP\U	Valuation
New Construction										
Single Family	24	5,627,287	12	2,809,343	6	1,286,500	8	1,705,409	2	605,444
Multi Family	3/57	4,672,113	1\12	1,276,757			1\3	496,345	1\5	274,226
Duplex	2	429,737								
Townhomes	4	778,152					1\4	492,491		
Commercial	0	0	1	1,097,497	1	15,000	1	49,754		
Other	4	230,573								
SUB-TOTAL	36	11,737,862	14	5,183,597	7	1,301,500	11	2,743,999	3	879,670
Improvements										
Residential	35	334,079	52	676,024	146	1,193,976	41	557,272	14	370,993
Commercial	26	478,639	26	1,149,975	49	1,342,419	8	107,171	19	467,343
Fire Systems	6	29,045.00	5	669,565	2	7,190	6	220,579	6	305,423
Other			3	38,750	3	71,600	5	39,700	38	462,186
SUB-TOTAL	67	841,763	86	2,534,314	200	2,615,185	60	924,722	77	1,605,945
TOTAL PERMITS	103	12,579,625	100	7,717,911	207	3,916,685	71	3,668,721	80	2,485,615



	Nov-07		Nov-06		Nov-05		Nov-04		Nov-03	
	BP\U	Valuation	BP\U	Valuation	BP\U	Valuation	BP\U	Valuation	BP\U	Valuation
Single Family	7	1,723,595	18	4,208,984	15	3,787,807	29	4,406,511	19	3,333,123
Multi Family	4\61	4,691,311	4\36	3,723,201	7\42	4,781,307	4\12	914,570	1\4	478,512
Duplex	2\4	727,308			9\18	3,182,019	6\12	2,109,810	5\10	1,093,819
Townhomes			8	1,419,172	10	1,496,730	12	2,027,045	2	487,664
Commercial	7	4,664,207	2	34,200	6	4,001,505	1	423,426	1	15,040
Other			1	47,000	1	70,000				
SUB-TOTAL	20	11,806,421	33	9,432,557	48	17,319,368	52	9,881,362	28	5,408,158
Improvements										
Residential	6	35,215	16	256,309	7	61,712	7	31,271	9	72,800
Commercial	15	487,600	13	561,242	4	129,320	14	393,854	9	501,708
Fire Systems	4	120,345	3	27,820	7	121,646	4	165,500		
Other	3	10,000	2	5,000						
SUB-TOTAL	28	653,160	34	850,371	18	312,678	25	590,625	18	574,508
TOTAL PERMITS	48	12,459,581	67	10,282,928	66	17,632,046	77	10,471,987	46	5,982,666



IMPACT FEES 2012

MONTH	STREET	FIRE	WATER	WW	MONTHLY	YTD
January	33,878.70	9,125.28	37,239.91	34,027.42	114,271.31	114,271.31
February	70,421.79	17,513.18	66,032.98	72,236.40	226,204.35	340,475.66
March	46,893.15	13,202.27	51,553.50	57,746.85	169,395.77	509,871.43
April	77,832.49	19,793.64	79,367.69	88,048.45	265,042.27	774,913.70
May	185,476.23	39,661.63	172,163.96	188,143.02	585,444.84	1,360,358.54
June	251,822.73	40,600.93	174,735.20	189,599.17	656,758.03	2,017,116.57
July	189,665.70	24,240.51	108,262.93	107,794.12	429,963.26	2,447,079.83
August	207,766.90	30,305.66	134,039.09	153,991.61	526,103.26	2,973,183.09
September	359,040.00	57,757.00	206,214.00	230,987.00	853,998.00	3,827,181.00
October	487,118.00	96,265.00	276,553.00	298,766.00	1,158,702.00	4,985,883.00
November	164,798.00	49,709.56	170,071.00	165,117.00	549,695.56	5,535,578.56
December						

BUILDING REVENUE, FISCAL YEAR 2013

MONTH	BUILDING	PLAN REVIEW	ELECTRIC	PLUMBING	Fire Alarm/Suppression	Penalty/Other Fees	Monthly	YTD
June, 13								
May, 13								
April, 13								
March, 13								
February, 13								
January, 13								
December, 12								
November, 12	31,242.71	20,054.81	6,332.75	10,356.50	793.50	0.00	68,780.27	533,825.61
October, 12	59,889.00	36,665.00	8,486.00	11,869.00	513.00	526.00	117,948.00	465,045.34
September, 12	65,720.00	45,232.00	9,336.00	8,656.00	174.00	355.00	129,473.00	347,097.34
August, 12	51,068.25	34,831.73	6,104.50	3,742.00	114.00	2,542.75	98,403.23	145,738.21
July, 12	40,286.21	62,576.15	6,215.00	9,359.50	0.00	784.25	119,221.11	119,221.11

Figures are for November-12					Housing Starts			Remodels & Additions (includes fences, garages & reroofs)		
	Permits	Units	Valuation	Sq Footage		#	Valuation			
Single Family	20	20	4,849,135	52,769	Residential	35	\$334,079			
Duplex	1	2	429,737	4,564	Commercial	26	\$478,639			
Multi-Plex	3	57	4,672,113	4,672,113						
Townhome	4	4	778,152	8,544						
Other	4	4	230,573							
Total New:	32	87	\$10,959,710	4,737,990	CITY					
						COMMERCIAL STARTS				
						Bldgs	Valuation	Sq Footage		
						0	0.00	0		