



BUILDING PERMIT REPORT

May 2013 / FY 2013

FISCAL YEAR 2013

	May-2013		May-2012		YTD as of May-2013		YTD as of May - 2012	
	THIS MONTH - FY2013		THIS MONTH - FY2012		YEAR TO DATE - FY2013		YEAR TO DATE - FY2012	
NEW CONSTRUCTION	NO	VALUATION	NO	VALUATION	NO	VALUATION	NO	VALUATION
SINGLE FAMILY	43	\$10,354,177	34	\$7,924,454	337	\$80,862,357	188	\$45,380,995
DUPLEX (4 UNITS)					11	\$3,592,027	4/8	\$1,666,949
MULTI-FAMILY (4 UNITS)	2	\$4,459,115	3 Bldg	11 Units	19	\$13,880,432	2 Bldg	17 Units
				\$2,019,970				\$2,139,260
MISC (GARAGE, SHED, FENCE, ETC.)	1	\$31,500			19	\$893,110		
ASSEMBLY			1	\$1,516,866	7	\$8,197,588		
BUSINESS					2	\$4,097,020	3	\$4,889,532
EDUCATIONAL					3	\$11,804,370		
FACTORY								
HAZARDOUS								
INSTITUTIONAL								
MERCHANTILE	1	\$3,000			3	\$1,154,150	2	\$1,435,308
MOTEL/HOTEL					2	\$9,376,380		
STORAGE					2	\$341,533	3/6	\$2,376,505
TOTAL	47	\$14,847,792	38/46	\$11,461,290	394	\$134,198,967	145/167	\$57,888,549
ADDITION/REMODEL	NO.	VALUATION	NO.	VALUATION	NO.	VALUATION	NO.	VALUATION
RESIDENTIAL	34	\$519,516	83	\$1,994,647	349	\$5,127,472	1096	\$13,603,512
COMMERCIAL	30	\$4,769,437	72	\$4,936,476	274	\$19,140,947	344	\$22,369,788
TOTAL	64	\$5,288,953	155	\$6,931,123	623	\$24,268,419	1440	\$35,973,300
CONSTRUCTION VALUE								
REVENUE	NO	AMOUNT	NO	AMOUNT	NO	AMOUNT	NO	AMOUNT
BUILDING	111	40,521.84	192	54,908.25	1173	70,548,701.84	3114	454,255.00
PLAN CHECK	124	58,250.17	105	36,296.17	1023	515,069.17	559	220,178.00
ELECTRICAL	97	8,920.75	67	6,567.75	905	87,146.75	448	36,664.00
PLUMBING/MECHANICAL	149	14,528.25	101	10,501.00	1245	113,101.25	549	61,689.00
FIRE ALARM/SUPPRESSION SYSTEMS	2	256.50	4	573.50	73	7,340.50	36	4,169.00
DEMOLITION	3	225.00			40	3,000.00	16	1,200.00
CODE ENFORCEMENT			6	525.00	4	1,049.00	14	1,399.00
PENALTIES			2	150.00	39	4,211.00	39	4,498.00
EXTENTION PERMITS / FEES	2	150.00	3	602.50	29	2,175.00		
INSPECTION FEES					18	1,713.00	35	3,695.00
MISC REVENUE			5	12.50	63	551.00		124.00
TOTAL	488	\$ 122,852.51	485	\$ 110,136.67	3589	\$ 71,284,058.51	4810	\$ 787,871.00

Mr Chris Kukulski
City Manager
PO Box 1230
Bozeman MT 59771

Dear Mr Kukulski:

The following report is submitted to show the permits issued and fees charged for the month of **May 2013**. The list of building, plumbing and electrical permits are attached in addition to the monthly and yearly summary of housing and commercial building activity.

	2013		2012	
	No.	Fee	No.	Fee
Electrical Permits	97	8,920.75	67	6,567.75
Plumbing/Mechanical Permits	149	14,528.25	101	10,501.00
Demolition Permits	3	225.00	6	525.00
Fire Alarm/Suppression Systems	2	256.50	4	573.50
Inspection Fees				
Code Enforcement Fees			2	150.00
Extensions-Permits & Applications	2	150.00		
Penalty Fees			3	602.50
Plan Check Fees	124	58,250.17	105	36,296.17
Building Permits	52	40,521.84	192	54,908.25
SUB-TOTALS:	429	122,852.51	480	110,124.17
Uniform Code Books				
Other Bldg Div Rev.			5	12.50
New Water - Residential	30	7,812.90	37	10,230.01
Water Payback Fees				
New Water - Commercial			1	557.48
New Sewer - Residential	30	630.00	38	798.00
Sewer Payback Fees				
New Sewer - Commercial			1	21.00
Water/Sewer Inspection Fee	53	5,497.05	38	3,800.00
Water Renewal				
Sewer Renewal				
Eng. Maps/Prints/Docs	3	23.00	6	66.84
Floodplain Dev. Permits				
Storm Water Permits	2	150.00	1	70.00
Degradation Permit	2	409.50		
Street Cut Permits	2	100.00		
Street/Alley Vacation Fees				
Cash-in-Lieu of Water Rights	2	12,564.00		
Other Eng. Misc. Rev.-Sale			1	8,175.00
Planning Docs/Maps	12	199.00		
Master Plan Amendment				
Subdivision Review Fees				
Improvements Agreement				
Other Planning Div. Rev.	1	6,258.24	12	582.00
Zoning/Comm. Dev. Docs/Maps				
Site Plan Review				
Deposits/Rent Chall Gardens	6	290.00	2	100.00
Conditional Use Appl. CUP				
Certificate of Appropriateness COA				
Planning & Zoning	50	26,449.05	49	16,681.35
Code Enforcement				
Zone Map/Code Amendments				
Board of Adj. Review/Variance				
Annexation Fees				
V & A - Appeals				
V & A - Variances				
Public Service	19	2,577.19	5	155.00
Other Zoning/CD Rev/Sign Tag				
Planned Unit Development - PUD				
Street Impact Fees	51	259,771.40	39	185,476.23
Fire Impact Fees	53	22,134.29	38	39,661.63
Water Impact Fees	51	161,034.79	39	172,163.96
WasteWater Impact Fees	51		38	188,143.02
SUB-TOTAL:	350	626,694.02	350	626,694.02
TOTAL RECEIPTS:	830	736,818.19	830	736,818.19

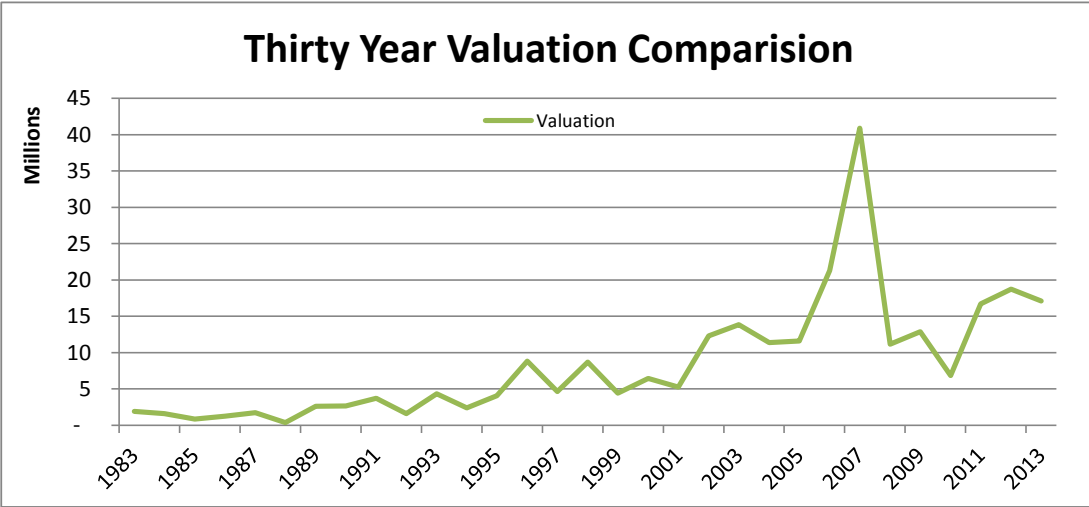
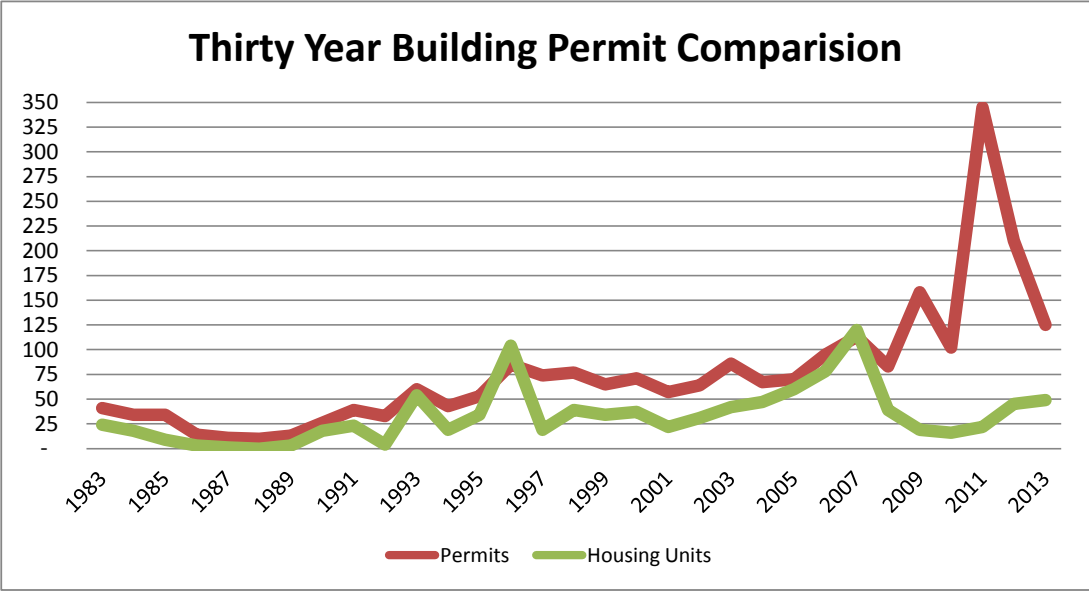
June 2013 Building Permits

DATE	PERMIT #	ADDRESS	OWNER	CONTRACTOR	PERMIT FEE	PLAN CHECK	SQ FT	VALUATION	DESCRIPTION
05/03/13	13 18717	234 E BABCOCK	ST KLARE, ARTHUR M & JO ANN	MORRIS KLARE CONSTRUCTION	57.00	17.39		5,000.00	COMM ALTERATION
05/06/13	13 18767	611 E MAIN	ST 611 E Main LLC	LANGLAS & ASSOCIATES, INC	325.75	222.46	-	50,000.00	COMM ALTERATION
05/08/13	13 18622	0 MSU - HEDGES		Montana State University SPRING CORPORATION	254.07	-	-	35,000.00	COMM ALTERATION
05/08/13	13 18720	1632 W MAIN	ST AMERICAN BANK OF MONTANA	SCHLAUCH-BOTTCHER CONST INC	638.75	593.94	-	150,000.00	COMM ALTERATION
05/08/13	13 18806	137 E MAIN	ST GALLATIN LODGE NO 6AF & AMO	MARTEL CONSTRUCTION, INC	230.75	199.39	-	30,000.00	COMM ALTERATION
05/09/13	13 18626	0 MSU - CHEEVER HALL		State of Montana LANGLAS & ASSOCIATES, INC	3,385.50	-	-	1,300,000.00	COMM ALTERATION
05/09/13	13 18627	0 MSU - HAYNES HALL		State of Montana LANGLAS & ASSOCIATES, INC	2,103.00	-	-	696,950.00	COMM ALTERATION
05/09/13	13 18628	0 MSU - HOWARD HALL		State of Montana LANGLAS & ASSOCIATES, INC	1,601.25	-	-	500,000.00	COMM ALTERATION
05/15/13	13 18688	212 S TRACY	AVE REID SMITH/BARRY CULBERTSON	BARTS CONSTRUCTION	325.75	239.36	-	50,000.00	COMM ALTERATION
05/16/13	13 18863	209 S WILLSON	AVE BORQUIST, CARL	COOKSTAR PRODUCTIONS	64.50	80.93	-	6,000.00	COMM ALTERATION
05/17/13	13 18623	2214 TSCHACHE	LN STONE RIDGE PARTNERS LLC	CAMERON CONSTRUCTION	192.00	149.99	-	23,000.00	COMM ALTERATION
05/17/13	13 18753	311 N 7TH	AVE DECOSSE WESTGATE PARTNERSHIP	DARBY & PARSONS CONSTR LLC	72.00	46.80	-	6,875.00	COMM ALTERATION
05/21/13	13 18476	14 N CHURCH	AVE AMERICAN BANK OF MONTANA		79.50	-	-	211,783.00	COMM ALTERATION
05/22/13	13 18703	1102 E CURTISS	ST CITY OF BOZEMAN		249.75	162.34	-	34,000.00	COMM ALTERATION
05/28/13	12 18191	850 S 11TH	AVE Montana Sate University	KRUSE ENTERPRISES INC	306.75	199.39	-	46,000.00	COMM ALTERATION
05/31/13	13 18811	980 S 7TH	AVE Montana State University	OUTBACK CONSTRUCTION INC	1,623.00	1,534.33	-	505,000.00	COMM ALTERATION
05/03/13	13 18857	1701 S 19TH	AVE EVANGELICAL FREE CHURCH	BUILDING DIMENSIONS INC	26.75	19.34	-	1,500.00	COMM TENANT IMPROVEMENT
05/09/13	13 18486	241 E MAIN	ST ARTCRAFT PRINTERS INC	WALKER CONSTRUCTION	1,472.00	1,345.83	-	453,000.00	COMM TENANT IMPROVEMENT
05/09/13	13 18855	699 FARMHOUSE	LN GALLATIN MENTAL HEALTH	LANGLAS & ASSOCIATES, INC	254.50	237.20	-	35,000.00	COMM TENANT IMPROVEMENT
05/13/13	13 18812	118 E MAIN	ST BCA RE, LLC	DOVETAIL CONSTRUCTION	42.00	27.30	-	2,500.00	COMM TENANT IMPROVEMENT
05/16/13	13 18762	1320 N 19TH	AVE BRIDGER PEAKS LLC	WASABI JAPANESE STEAKHOUSE INC	230.75	433.06	-	30,000.00	COMM TENANT IMPROVEMENT
05/17/13	13 18903	0 MSU - WILSON HALL		MSU WILLSON HALL LUTEY CONSTRUCTION/CRAFTSMAN	235.50	-	-	30,401.00	COMM TENANT IMPROVEMENT
05/17/13	13 18904	0 MSU - ROBERTS HALL		MSU LUTEY CONSTRUCTION/CRAFTSMAN	235.50	-	-	30,401.00	COMM TENANT IMPROVEMENT
05/23/13	13 18879	302 N 7TH	AVE HRDC OF DISTRICT IX INC	TOTAL QUALITY CONSTRUCTION LLC	302.00	294.29	-	45,000.00	COMM TENANT IMPROVEMENT
05/29/13	13 18826	308 E MAIN	ST Annie Milner	LANGLAS & ASSOCIATES, INC	207.00	171.60	-	25,000.00	COMM TENANT IMPROVEMENT
05/30/13	13 18876	901 N BLACK	AVE GALLATIN COUNTY	SIEVERT CONSTRUCTION, INC	177.00	-	-	21,000.00	COMM TENANT IMPROVEMENT
05/30/13	13 19016	1321 S 5TH	AVE PI KAPPA ALPHA ALUMNI ASSN		49.50	-	-	3,500.00	COMM TENANT IMPROVEMENT
05/31/13	13 18868	528 N BROADWAY	AVE BROWN, BARRY L	SCHLAUCH-BOTTCHER CONST INC	132.00	119.93	-	15,000.00	COMM TENANT IMPROVEMENT
05/31/13	13 18997	2710 MCILHATTAN	RD MARK HOLIDAY	THIRD STREET DEVELOPMENT, INC	147.00	95.55	-	16,797.00	COMM TENANT IMPROVEMENT
05/13/13	13 18908	600 W KAGY	BLVD MSU	SUMMIT ROOFING INC	1,370.25	387.89	-	415,730.00	COMMERCIAL REROOF
					16,391.07	6,578.31	-	4,774,437.00	
05/30/13	13 18443	2125 BOOTHILL	CT State of Montana	KARL COOK CONSTRUCTION INC	177.00	-	14,000	1,552,180.00	COMM AMUSEMENT & RECREATIONAL
05/10/13	13 18677	2911 W MAIN	ST Gallatin Mall Group LLC	LANGLAS & ASSOCIATES, INC	3,000.00	3,857.10	12,500	1,053,625.00	COMM STORES & CUSTOMER SERVICE
					3,177.00	3,857.10	26,500	2,605,805.00	
05/03/13	13 18844	209 S WILLSON	AVE MONTANA TRAVEL INC		75.00	-	-	1,000.00	DEMOLITION PERMIT
05/13/13	13 18911	1301 S WILLSON	AVE BOLTON, LOIS A	PRO HAND SERVICES, INC	75.00	-	-	-	DEMOLITION PERMIT
05/14/13	13 18924	111 N BROADWAY	AVE DRYSDALE FAMILY LLC	VANDYKE CONSTRUCTION & REMODEL	75.00	-	-	5,000.00	DEMOLITION PERMIT
					225.00	-	-	6,000.00	
05/03/13	13 18429	36 E MAIN	ST OWENHOUSE HARDWARE CO	R & R TAYLOR CONSTRUCTION, INC	226.00	-	-	28,500.00	SIGN PERMIT
05/10/13	13 18885	2997 MAX	AVE GALLATIN TR LP/TWIST REALTY	GALLATIN VALLEY SIGNS LTD/DBA	42.00	-	-	2,500.00	SIGN PERMIT
05/13/13	13 18905	2200 W MAIN	ST MORGAN STANLEY	GALLATIN VALLEY SIGNS LTD/DBA	72.00	-	-	7,000.00	SIGN PERMIT
05/13/13	13 18906	421 W GRIFFIN	DR DELGER, CRAIG & CHRISTINE	GALLATIN VALLEY SIGNS LTD/DBA	42.00	-	-	2,767.00	SIGN PERMIT
05/13/13	13 18907	1951 DURSTON	RD ROCKY MOUNTAIN OIL INC	GALLATIN VALLEY SIGNS LTD/DBA	49.50	-	-	3,500.00	SIGN PERMIT
05/15/13	13 18914	1520 W MAIN	ST HARRIS BROTHERS L P	MEDIA STATION DESIGN WORKS	49.25	-	-	2,000.00	SIGN PERMIT
05/22/13	13 18965	234 E BABCOCK	ST KLARE, ARTHUR M & JO ANN	SCS UNLIMITED INC	26.75	-	-	225.00	SIGN PERMIT
05/28/13	13 18981	1605 W MAIN	ST Red Mountain	GALLATIN VALLEY SIGNS LTD/DBA	31.25	-	-	1,800.00	SIGN PERMIT
05/29/13	13 18776	1716 W MAIN	ST BEAVERPOND HOLDINGS LLC		42.00	-	-	3,000.00	SIGN PERMIT
05/31/13	13 19018	2621 W COLLEGE	ST COLDWELL BANKER	MONTANA PREMIER BUILDERS/DOORS	26.75	-	-	350.00	SIGN PERMIT
					607.50	-	-	51,642.00	
05/07/13	13 18578	1931 BUCKRAKE	AVE BANK OF BOZEMAN	MOUNTAIN HIGH HOMES INC	589.00	-	2,530	234,490.00	RES ATTACHED SFD
05/07/13	13 18579	1923 BUCKRAKE	AVE BANK OF BOZEMAN	MOUNTAIN HIGH HOMES INC	569.00	-	2,444	228,222.00	RES ATTACHED SFD
05/21/13	13 18694	1837 BUCKRAKE	AVE TRIPLE MT LLC	TRIPLE MT CONSTRUCTION	479.00	-	2,057	186,038.00	RES ATTACHED SFD
05/21/13	13 18695	1843 BUCKRAKE	AVE TRIPLE MT LLC	TRIPLE MT CONSTRUCTION	479.00	-	2,057	186,038.00	RES ATTACHED SFD
05/28/13	13 18824	3879 PIPESTONE	ST JBE LLC	FORTIN CONSTRUCTION LLC	369.00	-	2,136	194,538.00	RES ATTACHED SFD
05/28/13	13 18825	3885 PIPESTONE	ST JBE LLC	FORTIN CONSTRUCTION LLC	369.00	-	2,136	194,538.00	RES ATTACHED SFD

DATE	PERMIT #	ADDRESS			OWNER	CONTRACTOR	PERMIT FEE	PLAN CHECK	SQ FT	VALUATION	DESCRIPTION	
04/30/13	13 18573	503	N	CLIFDEN	DR	HAUSKINS, JARED & HOLLY	KEITH FRASER CONSTRUCTION	1,009.00	934.23	4,336	414,629.00	RES SINGLE FAMILY DWELLING
05/01/13	13 18655	3511	S	27TH	AVE	HURLBURT, ANDREW J	MCINTOSH CONSTRUCTION	796.00	-	3,420	302,262.00	RES SINGLE FAMILY DWELLING
05/06/13	13 18296	478		MATHEW BIRD	CIR	Ebbighausen Homes Inc	EBBIGHAUSEN HOMES INC	901.00	-	3,873	360,824.00	RES SINGLE FAMILY DWELLING
05/06/13	13 18595	1369		KENYON	DR	KARAU, THOMAS R & MARY K	CHASE SKOGEN HOMES,INC STREET	671.00	-	2,885	271,831.00	RES SINGLE FAMILY DWELLING
05/06/13	13 18604	89	W	FIELDVIEW	CIR	IZURIETA, CLEMENTE & SHARLYN	BRIDGER BUILDERS, INC	782.00	-	3,362	306,694.00	RES SINGLE FAMILY DWELLING
05/06/13	13 18673	1186		AGATE	ST	SMITH, DOUG	MEYER-GARRITY GROUP LLC	553.00	-	2,376	214,277.00	RES SINGLE FAMILY DWELLING
05/06/13	13 18678	1030		AGATE	ST	MEYER GARRITY GROUP	MEYER-GARRITY GROUP LLC	412.00	-	1,772	160,210.00	RES SINGLE FAMILY DWELLING
05/06/13	13 18679	4002		TANZANITE	DR	MEYER-GARRITY GROUP LLC	MEYER-GARRITY GROUP LLC	474.00	-	2,035	180,601.00	RES SINGLE FAMILY DWELLING
05/07/13	13 18586	4411		BEMBRICK	ST	VALLEY WEST HOLDINGS LLC		758.00	-	3,258	307,046.00	RES SINGLE FAMILY DWELLING
05/07/13	13 18587	4421		BEMBRICK	ST	VALLEY WEST HOLDINGS LLC		821.00	-	3,528	335,647.00	RES SINGLE FAMILY DWELLING
05/07/13	13 18674	4049		OPAL	ST	SMITH, DOUG	MEYER-GARRITY GROUP LLC	553.00	-	2,376	214,277.00	RES SINGLE FAMILY DWELLING
05/08/13	13 18681	332		KIMBALL	AVE	SMITH, TREVOR	CLARK CONSTRUCTION & REMODELIN	532.00	-	2,284	212,860.00	RES SINGLE FAMILY DWELLING
05/09/13	13 18667	877		ADVANCE	DR	HESTIA LLC	BOULDER CREEK CONSTRUCTION LLC	457.00	-	1,962	177,296.00	RES SINGLE FAMILY DWELLING
05/09/13	13 18668	843		ADVANCE	DR	HESTIA LLC	BOULDER CREEK CONSTRUCTION LLC	457.00	-	1,962	177,296.00	RES SINGLE FAMILY DWELLING
05/09/13	13 18671	857		ADVANCE	DR	HESTIA LLC	BOULDER CREEK CONSTRUCTION LLC	457.00	-	1,962	177,296.00	RES SINGLE FAMILY DWELLING
05/09/13	13 18672	995		MEAGHER	AVE	GALLATIN VALLEY HOMES INC	GALLATIN VALLEY HOMES INC	528.00	-	2,267	201,408.00	RES SINGLE FAMILY DWELLING
05/10/13	13 18490	2456		MILKHOUSE	AVE	SMITH, TREVOR	WINTER HOMES CONSTRUCTION LLC	319.00	-	1,368	115,630.00	RES SINGLE FAMILY DWELLING
05/10/13	13 18625	556		ST ANDREWS	DR	MCCLAUGHRY, CARRIE & TOBIAS H	ALPENGLOW HOMES INC	1,004.00	-	4,315	365,540.00	RES SINGLE FAMILY DWELLING
05/15/13	13 18639	2484		BOYLAN	RD	ANDY EBBINHAUSEN	EBBIGHAUSEN HOMES INC	746.00	-	3,206	283,956.00	RES SINGLE FAMILY DWELLING
05/15/13	13 18737	3725		CORWIN	ST	Vision Development	VISION DEVELOPMENT INC	361.00	-	2,088	186,677.00	RES SINGLE FAMILY DWELLING
05/16/13	13 18444	738	N	15TH	AVE	OAKWAY LLC	KARL COOK CONSTRUCTION INC	544.00	-	2,337	213,781.00	RES SINGLE FAMILY DWELLING
05/17/13	13 18652	4		MATHEW BIRD	CIR	SEIBENICK, ANDREW	E G CONSTRUCTION LLC	806.00	-	3,463	305,825.00	RES SINGLE FAMILY DWELLING
05/20/13	13 18765	4778		VINE	ST	LOYAL PARTNERS LLC	MOUNTAIN HIGH HOMES INC	504.00	-	2,916	265,266.00	RES SINGLE FAMILY DWELLING
05/21/13	13 18689	2103		LOMAS	DR	HORTON, TIMOTHY & LAURA	TUCKER BUILDERS, INC	1,413.00	-	6,077	566,268.00	RES SINGLE FAMILY DWELLING
05/22/13	13 18684	2318		BOYLAN	RD	Ebbighausen Homes Inc	EBBIGHAUSEN HOMES INC	582.00	-	2,500	229,792.00	RES SINGLE FAMILY DWELLING
05/22/13	13 18873	507	W	BABCOCK	ST	BROWN, RICHARD GORDON		206.00	-	1,192	126,269.00	RES SINGLE FAMILY DWELLING
05/23/13	13 18725	1205		SAXON	WAY	WELLS, JACK M & MARY GAY TRUST	GREAT WESTERN INVESTMENTS LLC	434.00	-	2,514	233,655.00	RES SINGLE FAMILY DWELLING
05/28/13	13 18635	2040		SOUTHBRIDGE	DR	BRIDGER PEAK CONST.	BRIDGER PEAK CONST G MEGAREL	668.00	-	2,872	251,351.00	RES SINGLE FAMILY DWELLING
05/28/13	13 18755	3345		SORA	WAY	PEREGRINE CAPITAL LLC	BUILDING DIMENSIONS INC	488.00	-	2,824	257,900.00	RES SINGLE FAMILY DWELLING
05/28/13	13 18763	1119		NEW HOLLAND	DR	Mark Nania	BUILDING DIMENSIONS INC	466.00	-	2,699	253,913.00	RES SINGLE FAMILY DWELLING
05/28/13	13 18803	2274		LISSO	AVE	DEFRANCE, DARYL L & ANNE M	KIRCHHOFF CONSTRUCTION	400.00	-	2,314	202,554.00	RES SINGLE FAMILY DWELLING
05/28/13	13 18861	3383		SORA	WAY	PEREGRINE CAPITAL LLC	BUILDING DIMENSIONS INC	409.00	-	2,369	209,636.00	RES SINGLE FAMILY DWELLING
05/30/13	13 18585	4435		BEMBRICK	ST	VALLEY WEST HOLDINGS LLC	HERITAGE BUILDERS	591.00	-	2,538	233,883.00	RES SINGLE FAMILY DWELLING
05/30/13	13 18633	561	N	CLIFDEN	DR	VALLEY WEST HOLDINGS LLC	HERITAGE BUILDERS	580.00	-	2,492	229,011.00	RES SINGLE FAMILY DWELLING
05/30/13	13 18727	4783		VICTORY	ST	R G PROPERTIES LLC	DAN VANDYKE CONSTRUCTION	630.00	-	3,652	343,494.00	RES SINGLE FAMILY DWELLING
05/30/13	13 18797	884	N	FERGUSON	AVE	Meyer Garrity Group	MEYER-GARRITY GROUP LLC	387.00	-	2,242	211,231.00	RES SINGLE FAMILY DWELLING
05/30/13	13 18798	872	N	FERGUSON	AVE	Meyer Garrity Group	MEYER-GARRITY GROUP LLC	371.00	-	2,150	189,478.00	RES SINGLE FAMILY DWELLING
05/30/13	13 18809	878	N	FERGUSON	AVE	MEYER GARRITY GROUP	MEYER-GARRITY GROUP LLC	414.00	-	2,396	226,972.00	RES SINGLE FAMILY DWELLING
05/30/13	13 18815	523		STAFFORD	AVE	TAUNYA FAGAN	DAVIS DEVELOPMENT LLC	335.00	-	1,940	173,776.00	RES SINGLE FAMILY DWELLING
05/30/13	13 18816	501		STAFFORD	AVE	GENE COOK	DAVIS DEVELOPMENT LLC	335.00	-	1,940	173,776.00	RES SINGLE FAMILY DWELLING
05/31/13	13 18730	2487		MILKHOUSE	AVE	S & P FINANCIAL LLC	MCGOUGH CONSTRUCTION INC	415.00	-	2,405	217,283.00	RES SINGLE FAMILY DWELLING
05/31/13	13 18800	3150		FOXTAIL	ST	CHASE-KIRCHHOFF, CRYSTAL	KIRCHHOFF CONSTRUCTION	375.00	-	2,173	196,409.00	RES SINGLE FAMILY DWELLING
05/31/13	13 18849	3155		ANNIE	ST	Big Sky Wyoming Properties	BUILDING DIMENSIONS INC	446.00	-	2,584	241,731.00	RES SINGLE FAMILY DWELLING
								27,244.00	934.23	128,584	11,743,375.00	
05/03/13	13 18858	412		MINERAL	AVE	CLONINGER,MATTHEW A & MICHELLE	RIDGELINE ROOFING COOPERATIVE	102.00	-	-	10,750.00	RESIDENTIAL REROOF
05/06/13	13 18866	1014	E	BABCOCK	ST	FABRICIUS, BEVERLY J	YANT ROOFING	79.50	-	-	7,493.00	RESIDENTIAL REROOF
05/06/13	13 18867	4309		MORNING SUN	DR	CHAN, HERMAN & KAREN M		139.50	-	-	16,000.00	RESIDENTIAL REROOF
05/06/13	13 18870	311		FLATHEAD	AVE	MANLEY, DOROTHY A		26.75	-	-	1,500.00	RESIDENTIAL REROOF
05/08/13	13 18884	1424	S	GRAND	AVE	KNIGHT, JAMES	AQUA BLOCK ROOFING	49.50	-	-	3,950.00	RESIDENTIAL REROOF
05/10/13	13 18899	4325		MORNING SUN	DR	BELOBRAIDIC, AARON J & THEA L		117.00	-	-	12,600.00	RESIDENTIAL REROOF
05/15/13	13 18927	210	N	9TH	AVE	DYKSTRA, CURTIS & LINDA		57.00	-	-	4,905.00	RESIDENTIAL REROOF
05/21/13	13 18960	3092		LILY	DR	WEINERT,JASON COREY &	TRUITT CONSTRUCTION LLC	64.50	-	-	5,600.00	RESIDENTIAL REROOF
05/22/13	13 18968	3193		HILLCREST	DR	PARKS JR, STEPHEN E & LYNNELL	ROSENGREN CUSTOM HOMES	109.50	-	-	12,000.00	RESIDENTIAL REROOF
05/22/13	13 18970	1216	S	BLACK	AVE	EBEL, DALE & SHIRLEY	WILDER CONSTRUCTION	87.00	-	-	8,875.00	RESIDENTIAL REROOF
05/24/13	13 18983	3133		GARDENBROOK	LN	JIONG QIU		117.00	-	-	12,845.00	RESIDENTIAL REROOF
05/29/13	13 19006	615	N	MONTANA	AVE	RICK, EVAN		26.75	-	-	1,500.00	RESIDENTIAL REROOF
05/30/13	13 19012	105		MEAGHER	AVE	SMITH, TODD & REBECCA	EXCELSIOR HOMEBUILDERS, INC	79.50	-	-	7,500.00	RESIDENTIAL REROOF
05/30/13	13 19014	1139	N	CEDARVIEW	DR	CEARLEY, ARKINDA		42.00	-	-	2,500.00	RESIDENTIAL REROOF
05/01/13	13 18852	704	S	WILLSON	AVE	TAYLOR, KRISTIN ANN & BUCK M	PRINCE CONTRACTING, INC	102.00	-	-	11,000.00	WINDOW REPLACEMENT PERMIT

DATE	PERMIT #	ADDRESS			OWNER	CONTRACTOR	PERMIT FEE	PLAN CHECK	SQ FT	VALUATION	DESCRIPTION
05/07/13	13 18877	4050	W	BABCOCK	ST ASPEN PLACE HOA	GUARDIAN RESTORATION, INC	42.00	-	-	2,550.00	WINDOW REPLACEMENT PERMIT
05/10/13	13 18900	619	W	HARRISON	ST WILLIAMS, DALE & CATHY	SAFRANEK CONSTRUCTION	94.50	-	-	9,500.00	WINDOW REPLACEMENT PERMIT
05/14/13	13 18881	405	N	21ST	AVE FREY, FREDERICK C & SUSAN M	REMEDY WOOD&METAL ARTISANS LLC	64.50	-	-	5,040.00	WINDOW REPLACEMENT PERMIT
05/20/13	13 18953	3017		LANGOHR	AVE LEASE, COLTER & HALI CAMPER	MONTANA CONSTRUCTION WORKS	87.00	-	-	9,000.00	WINDOW REPLACEMENT PERMIT
04/25/13	13 18748	3267		HILLCREST	DR PRIEBE, BRIAN & KRISTEN		42.00	27.30	-	2,800.00	RES ALTERATION
05/03/13	13 18630	120	W	ARNOLD	ST WELCHEL, MARC R & STACI L	NORDESIGN	433.25	-	-	82,400.00	RES ALTERATION
05/07/13	13 18847	206	S	15TH	AVE HURT, HANS	TOTAL QUALITY CONSTRUCTION LLC	26.75	-	-	1,100.00	RES ALTERATION
05/08/13	13 18746	3236		JOHN DEERE	ST SCHMITZ, DAVID & SHANA SKRADSKI	INDEPENDENT POWER SYSTEMS INC	184.50	-	-	21,458.00	RES ALTERATION
05/08/13	13 18842	1484		POST	DR HOWIE, WILLIAM A & ANN	INDEPENDENT POWER SYSTEMS INC	64.50	-	-	7,000.00	RES ALTERATION
05/17/13	12 17739	405	N	CHURCH	AVE TAMOSAITIS, ROBERT & KATHY	MARC WEIDEMAN CONSTRUCTION INC	-	-	-	20,000.00	RES ALTERATION
05/17/13	13 18606	815	W	CURTISS	ST HENKLE, JASON & AMY		49.50	-	-	3,600.00	RES ALTERATION
05/17/13	13 18848	519	E	FRIDLEY	ST TAYLOR, REBECCA & ERIN		42.00	-	-	2,500.00	RES ALTERATION
05/17/13	13 18889	1315		HEADLANDS	DR COOK, JEFFREY	INDEPENDENT POWER SYSTEMS INC	64.50	-	-	6,000.00	RES ALTERATION
05/22/13	13 18784	105	W	MAIN	ST HARRISON, IAN GORDON &	ARTISAN BUILDING COMPANY, INC	644.25	-	-	151,550.00	RES ALTERATION
05/28/13	13 18987	1021	N	5TH	AVE HRDC OF DIST IX INC	TOTAL QUALITY CONSTRUCTION LLC	42.00	-	-	2,500.00	RES ALTERATION
05/30/13	13 18802	1114	E	BABCOCK	ST PILSKALNS, ANDREW		132.00	-	-	15,000.00	RES ALTERATION
05/31/13	13 18966	516	S	6TH	AVE KIRCHHOFF, STEVE R & COLETTE G	REWORKS	302.00	-	-	45,000.00	RES ALTERATION
							3,514.75	27.30	-	506,016.00	
05/30/13	13 18854	2409		SPRING CREEK	DR GIBSON, DAVID F & REBECCA	TIM DEAN CONSTRUCTION, INC	240.25	-	-	31,500.00	RES GARAGES & CARPORTS
							240.25	-	-	31,500.00	
							51,446.37	7,539.84	128,584	17,112,970.00	
May 2013: 127 Permits; 49 New Housing Units; \$17,112,970.00 Valuation											
May 2012: 210 Permits; 45 New Housing Units; \$18,756,137.00 Valuation											

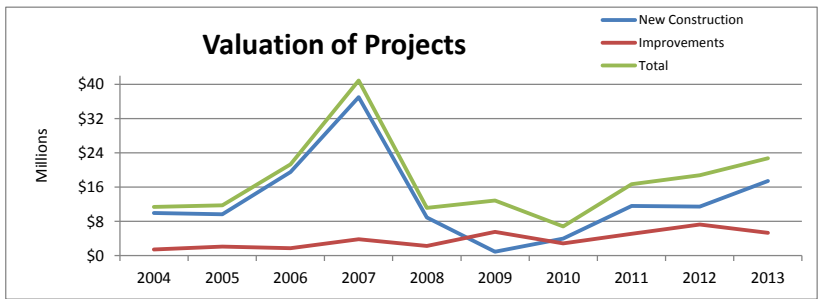
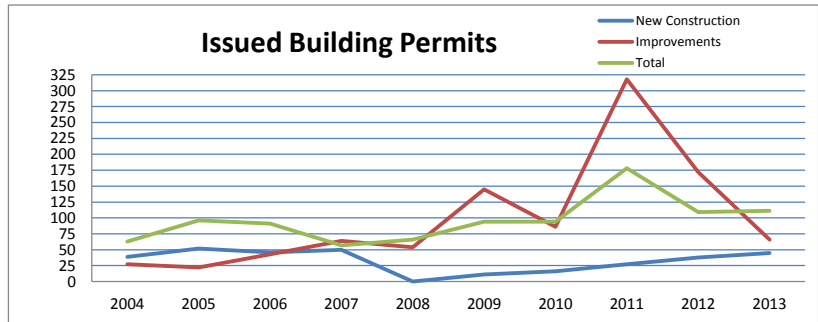
Month of May THIRTY YEAR BUILDING PERMIT COMPARISON					
May	Permits	Housing Units	Valuation	YTD Permits	YTD Units
2013	125	49	17,107,970	411	109
2012	210	45	18,756,137	647	112
2011	345	22	16,699,690	969	60
2010	102	16	6,833,854	396	82
2009	158	19	12,893,328	423	35
2008	83	39	11,170,821	298	139
2007	113	120	40,888,511	364	282
2006	95	78	21,313,667	327	230
2005	70	60	11,584,111	341	343
2004	67	47	11,386,236	305	282
2003	86	42	13,833,452	316	190
2002	64	31	12,312,180	244	127
2001	57	22	5,262,492	222	131
2000	71	37	6,453,522	232	174
1999	65	34	4,419,206	216	121
1998	77	39	8,704,066	280	122
1997	74	19	4,632,229	299	120
1996	85	104	8,835,522	274	217
1995	53	34	4,074,468	264	93
1994	43	19	2,384,482	208	116
1993	60	54	4,320,645	183	120
1992	33	4	1,602,464	165	88
1991	39	23	3,724,618	102	49
1990	26	18	2,663,950	74	40
1989	13	3	2,618,989	45	19
1988	10	-	365,463	47	15
1987	11	1	1,748,515	58	7
1986	14	3	1,231,884	85	44
1985	34	9	845,626	98	48
1984	34	18	1,596,716	127	61
1983	41	24	1,921,350	115	115



**SINGLE MONTH COMPARISON FOR 10 YEAR BUILDING PERMITS
BUILDING DEPARTMENT -- CITY OF BOZEMAN**

	May-13		May-12		May-11		May-10		May-09	
	BP\U	Valuation	BP\U	Valuation	BP\U	Valuation	BP\U	Valuation	BP\U	Valuation
New Construction										
Single Family	43	10,354,177.00	28	6,920,235.00	22	4,557,904.00	12	2,619,420.00	1	978,222.00
Multi Family	2	4,459,115.00	3	2,019,970.00			1	653,212.00	4	2,420,291.00
Duplex										
Townhomes			6	1,004,219.00						
Commercial	2	2,605,805.00	1	1,516,866.00	4	6,873,529.00	3	697,000.00	6	3,954,756.00
Other					1	188,064.00				
SUB-TOTAL	45	17,419,097.00	38	11,461,290.00	27	11,619,497.00	16	3,969,632.00	11	7,353,269.00
Improvements										
Residential	34	519,516.00	83	1,994,647.00	225	2,243,253.00	48	391,942.00	92	900,061.00
Commercial	30	4,769,437.00	72	4,936,476.00	84	2,673,195.00	34	2,430,380.00	41	4,520,714.00
Fire Systems	2	256.50	3	31,200.00	6	151,077.00	1	30,000.00	3	27,437.00
Other			14	332,524.00	3	12,668.00	3	11,900.00	9	91,847.00
SUB-TOTAL	66	5,289,209.50	172	7,294,847.00	318	5,080,193.00	86	2,864,222.00	145	5,540,059.00
TOTAL PERMITS	111	22,708,306.50	109	18,756,137.00	178	16,699,690.00	94	6,833,854.00	94	12,893,328.00

	May-08		May-07		May-06		May-05		May-04	
	BP\U	Valuation	BP\U	Valuation	BP\U	Valuation	BP\U	Valuation	BP\U	Valuation
Single Family	16	3,977,396.00	19	3,787,436.00	29	5,959,630.00	30	4,834,243.00	23	4,261,211.00
Multi Family	4	2,431,828.00	10	9,589,412.00	7\40	4,745,419.00	6	2,483,988.00	7	2,174,001.00
Duplex	1	181,845.00	6	2,321,110.00			2	588,678.00		
Townhomes	5	954,492.00	11	1,817,880.00	8	1,628,829.00	4	612,130.00		
Commercial	3	1,342,258.00	4	19,509,899.00	9	7,222,699.00	3	978,679.00	2	3,363,461.00
Other							7	147,353.00	7	147,353.00
SUB-TOTAL	29	8,887,819.00	50	37,025,737.00	46	19,556,577.00	52	9,645,071.00	39	9,946,026.00
Improvements										
Residential	17	553,206.00	25	705,344.00	15	391,422.00	9	518,987.00	11	405,905.00
Commercial	13	1,533,738.00	17	2,752,825.00	19	999,694.00	12	1,358,905.00	14	864,405.00
Fire Systems	8	115,322.00	11	322,029.00	4	234,474.00	1	208,500.00	2	169,900.00
Other	16	80,736.00	11	82,576.00	5	131,500.00				
SUB-TOTAL	54	2,283,002.00	64	3,862,774.00	43	1,757,090.00	22	2,086,392.00	27	1,440,210.00
TOTAL PERMITS	66	11,170,821.00	57	40,888,511.00	91	21,313,667.00	96	11,731,463.00	63	11,386,236.00



IMPACT FEES 2013

MONTH	STREET	FIRE	WATER	WW	MONTHLY	YTD
January	88,225.32	19,923.20	97,178.16	82,496.92	287,823.60	287,823.60
February	123,589.00	12,756.00	81,620.00	51,384.00	269,349.00	557,172.60
March	246,189.30	25,787.00	151,204.00	99,242.00	522,422.30	1,079,594.90
April	259,267.09	25,876.66	138,091.34	138,141.34	561,376.43	1,640,971.33
May	259,771.40	22,134.29	161,034.79	93,017.31	535,957.79	2,176,929.12
June						
July						
August						
September						
October						
November						
December						

BUILDING REVENUE, FISCAL YEAR 2013

MONTH	BUILDING	PLAN REVIEW	ELECTRIC	PLUMBING/ MECHANICAL	Fire Alarm/ Suppression	Penalty/ Other Fees	Monthly	YTD
June, 13								
May, 13	40,521.84	58,250.17	8,920.75	14,528.25	256.50	150.00	122,627.51	1,094,380.51
April, 13	62,179.00	102,571.00	7,944.00	11,134.00	-	54.00	183,882.00	971,753.00
March, 13	49,599.75	53,270.28	5,083.26	8,633.25	49.50	1,391.00	118,027.04	858,380.10
February, 13	27,985.00	45,180.00	3,942.00	6,923.00	204.00	1,048.00	85,282.00	740,353.06
January, 13	22,378.30	41,454.00	3,510.00	10,675.00	1,922.00	1,637.75	81,577.05	655,071.06
December, 12	12,636.00	14,364.90	3,015.00	5,640.50	3,056.25	955.75	39,668.40	573,494.01
November, 12	31,242.71	20,054.81	6,332.75	10,356.50	793.50	-	68,780.27	533,825.61
October, 12	59,889.00	36,665.00	8,486.00	11,869.00	513.00	526.00	117,948.00	465,045.34
September, 12	65,720.00	45,232.00	9,336.00	8,656.00	174.00	355.00	129,473.00	347,097.34
August, 12	51,068.25	34,831.73	6,104.50	3,742.00	114.00	2,542.75	98,403.23	145,738.21
July, 12	40,286.21	62,576.15	6,215.00	9,359.50	-	784.25	119,221.11	119,221.11

Figures are for May-13	Housing Starts				Remodels & Additions (includes fences, garages & reroofs)			
	Permits	Units	Valuation	Sq Footage		#	Valuation	
Single Family	43		10,354,177.00	128,584	Residential	34	519,516.00	
Duplex					Commercial	30	4,769,437.00	
Multi-Plex	2		4,459,115.00		COMMERCIAL STARTS			
Townhome						Bldgs	Valuation	Sq Footage
Other								
Total New:	45	0	14,813,292.00	128,584	CITY	2	2,605,805.00	26,500