



BUILDING PERMIT REPORT

March 2013 / FY 2013

FISCAL YEAR 2013

| | Mar-2013 | | Mar-2012 | | YTD as of 03 - 2013 | | YTD as of 03 - 2012 | |
|----------------------------------|---------------------|----------------------|---------------------|---------------------|-----------------------|-----------------------|-----------------------|----------------------|
| | THIS MONTH - FY2013 | | THIS MONTH - FY2012 | | YEAR TO DATE - FY2013 | | YEAR TO DATE - FY2012 | |
| NEW CONSTRUCTION | NO | VALUATION | NO | VALUATION | NO | VALUATION | NO | VALUATION |
| SINGLE FAMILY | 42 | 9,807,470.00 | 17 | 4,006,764.00 | 237 | 58,190,794.00 | 131 | 32,032,257.00 |
| DUPLEX (2 UNITS) | 1 | 348,603.00 | | | 9 | 2,817,705.00 | 4 | 1,666,949.00 |
| MULTI-FAMILY (17 UNITS) | 4 | 1,683,471.00 | | | 18 | 21,129,295.00 | 2 | 17 Units |
| | | | | | | | | 2,139,260.00 |
| MISC (GARAGE, SHED, FENCE, ETC.) | | | | | 14 | 470,146.00 | | |
| ASSEMBLY | 1 | 1,552,180.00 | | | 5 | 4,174,374.00 | | |
| BUSINESS | 1 | 3,906,895.00 | | | 2 | 4,097,020.00 | 3 | 4,889,532.00 |
| EDUCATIONAL | | | | | 2 | 11,424,120.00 | | |
| FACTORY | | | | | | | | |
| HAZARDOUS | | | | | | | | |
| INSTITUTIONAL | | | | | | | | |
| MERCHANTILE | | | 1 | 153,890.00 | 1 | 1,151,150.00 | 2 | 1,435,308.00 |
| MOTEL/HOTEL | | | | | 2 | 9,376,380.00 | | |
| STORAGE | | | | | 1 | 319,909.00 | 3/6 | 2,376,505.00 |
| TOTAL | 49 | 17,298,619.00 | 18 | 4,160,654.00 | 282 | 113,150,893.00 | 142 | 44,539,811.00 |
| ADDITION/REMODEL | NO. | VALUATION | NO. | VALUATION | NO. | VALUATION | NO. | VALUATION |
| RESIDENTIAL | 21 | 622,534.00 | 47 | 476,846.00 | 323 | 4,607,956.00 | 1,015 | 12,057,298.00 |
| COMMERCIAL | 25 | 927,770.00 | 27 | 708,208.00 | 242 | 14,371,510.00 | 309 | 18,276,475.00 |
| TOTAL | 46 | 1,550,304.00 | 74 | 1,185,054.00 | 282 | 18,979,466.00 | 1,324 | 30,333,773.00 |
| CONSTRUCTION VALUE | | | | | | | | |
| REVENUE | NO | AMOUNT | NO | AMOUNT | NO | AMOUNT | NO | AMOUNT |
| BUILDING | 93 | 49,599.75 | 173 | 45,282.12 | 883 | 354,348.00 | 1,642 | 307,811.00 |
| PLAN CHECK | 110 | 53,270.28 | 68 | 58,444.98 | 635 | 354,248.00 | 621 | 188,018.00 |
| ELECTRICAL | 77 | 5,083.26 | 25 | 2,111.75 | 612 | 61,361.00 | 476 | 36,786.00 |
| PLUMBING/MECHANICAL | 106 | 8,633.25 | 58 | 7,204.50 | 816 | 72,911.00 | 650 | 68,291.00 |
| FIRE ALARM/SUPPRESSION SYSTEMS | 1 | 49.50 | 2 | 405.50 | 69 | 6,827.00 | 60 | 8,520.00 |
| DEMOLITION | 3 | 225.00 | 1 | 75.00 | 29 | 2,175.00 | 22 | 1,650.00 |
| CODE ENFORCEMENT | | | 3 | 225.00 | 4 | 1,049.00 | 31 | 2,325.00 |
| PENALTIES | 8 | 806.00 | 1 | 150.00 | 38 | 4,157.00 | 72 | 9,374.00 |
| Extensions-Permits & Apps | 1 | 75.00 | | | 21 | 1,700.00 | | |
| INSPECTION FEES | 2 | 200.00 | 1 | 75.00 | 17 | 1,638.00 | 21 | 2,075.00 |
| MISC REVENUE | 4 | 85.00 | 4 | 40.00 | 60 | 544.00 | | 186.00 |
| TOTAL | 405 | 118,027.04 | 336 | 114,013.85 | 3,184 | 860,958.00 | 3,595 | 625,036.00 |

Mr Chris Kukulski
 City Manager
 PO Box 1230
 Bozeman MT 59771

Dear Mr Kukulski:

The following report is submitted to show the permits issued and fees charged for the month of March 2013. The list of building, plumbing & electrical permits are attached in addition to the monthly & yearly summary of housing & commercial building activity.

| | 2013 | | 2012 | |
|------------------------------------|------------|-------------------|------------|-------------------|
| | No. | Fee | No. | Fee |
| Electrical Permits | 77 | 5,083.26 | 47 | 3,911.00 |
| Plumbing/Mechanical Permits | 106 | 8,633.25 | 80 | 5,269.50 |
| Demolition Permits | 3 | 225.00 | 4 | 300.00 |
| Fire Alarm/Supression Systems | 1 | 49.50 | 4 | 288.00 |
| Inspection Fees | 2 | 200.00 | | |
| Code Enforcement Fees | - | - | | |
| Extensions-Permits & Applications | 1 | 75.00 | | |
| Penalty Fees | 8 | 806.00 | 6 | 961.50 |
| Plan Check Fees | 110 | 53,270.28 | 81 | 29,524.39 |
| Building Permits | 93 | 49,599.75 | 101 | 20,266.00 |
| SUB-TOTALS: | 401 | 117,942.04 | 323 | 60,520.39 |
| Other Bldg Div Rev. | | | 7 | 42.50 |
| New Water - Residential | 51 | 14,079.00 | 16 | 4,166.88 |
| Water Payback Fees | | | | |
| New Water - Commercial | | | | |
| New Sewer - Residential | 47 | 987.00 | 18 | 378.00 |
| New Sewer - Commercial | 2 | 42.00 | | |
| Water/Sewer Inspection Fee | 49 | 4,900.00 | 17 | 1,700.00 |
| Water Renewal | | | | |
| Sewer Renewal | | | | |
| Eng. Maps/Prints/Docs | 13 | 496.75 | 11 | 357.75 |
| Floodplain Dev. Permits | | | | |
| Waste Water Dischg. Permits | | | | |
| Degredation Permit | 1 | 110.25 | | |
| Street Cut Permits | 1 | 50.00 | | |
| Street/Alley Vacation Fees | | | | |
| Cash-in-Lieu of Water Rights | | | | |
| Other Eng. Misc. Rev. | | | | |
| Planning Docs/Maps | | | | |
| Master Plan Amendment | | | | |
| Subdivision Review Fees | | | | |
| Improvements Agreement | 3 | 1,658.00 | 4 | 1,127.00 |
| Other Planning Div. Rev. | 36 | 2,067.00 | | |
| Zoning/Comm. Dev. Docs/Maps | | | | |
| Certificate of Appropriateness COA | | | | |
| Zone Map/Code Amendments | | | | |
| Storm Water Permits | 8 | 900.00 | | |
| Pay-in-lieu of Parks | | | | |
| Planning & Zoning | 43 | 29,428.00 | 38 | 15,119.70 |
| Annexation Fees | | | | |
| V & A - Appeals | | | | |
| V & A - Variances | | | | |
| Other Zoning/CD Rev/Sign Tag | | | | |
| Planned Unit Development - PUD | | | | |
| Street Impact Fees | 51 | 246,189.30 | 16 | 46,893.15 |
| Fire Impact Fees | 50 | 25,787.00 | 16 | 13,202.27 |
| Water Impact Fees | 51 | 151,204.00 | 15 | 51,553.50 |
| WasteWater Impact Fees | 51 | 99,242.00 | 15 | 57,746.85 |
| SUB-TOTAL: | 457 | 577,140.30 | 173 | 192,287.60 |
| TOTAL RECEIPTS: | 858 | 695,082.34 | 496 | 252,807.99 |

Respectfully submitted,

Bob Risk
 Chief Building Official

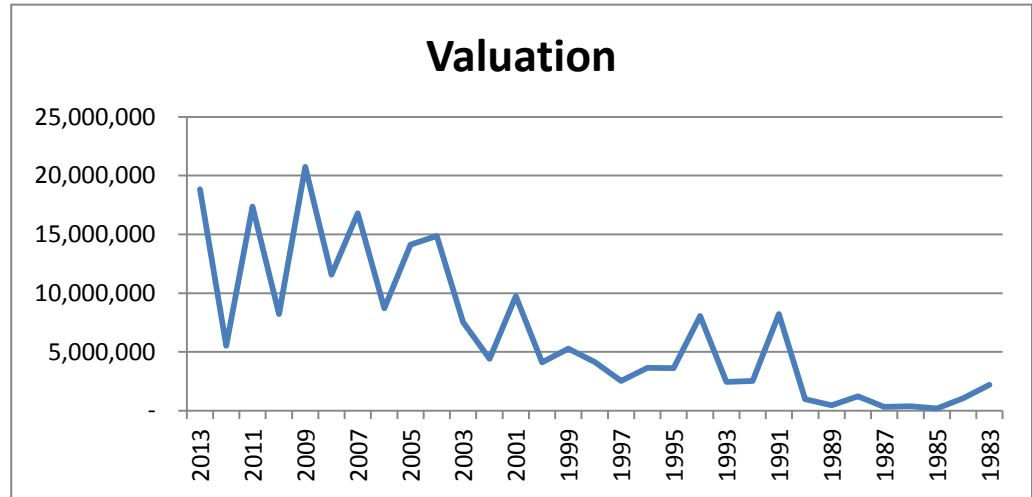
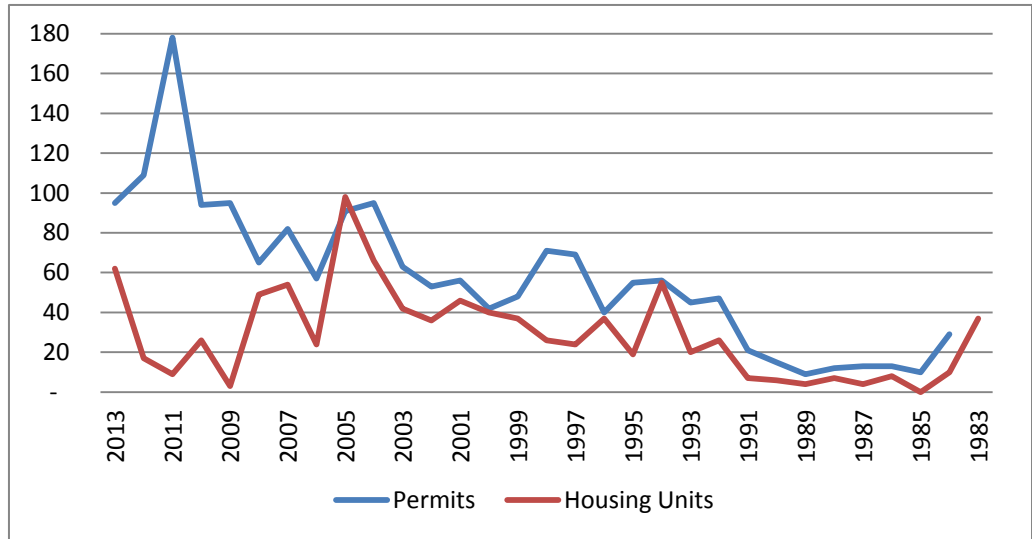
March 2013 Building Report

| DATE | PERMIT # | | ADDRESS | OWNER | CONTRACTOR | PERMIT FEE | PLAN CHECK | SO FT | VALUATION | DESCRIPTION |
|----------|----------|-----------|----------------|-------|-------------------------------|------------------|------------------|---------------|---------------------|-------------------------------|
| 03/08/13 | 13 18504 | 1195 | STONERIDGE | DR | PUKANA LA PROPERTIES LLC | 26.75 | 21.29 | - | 1,900.00 | COMM ALTERATION |
| 03/11/13 | 13 18436 | 15 W | OLIVE | ST | LUCKAY, SCOTT H & REBECCA C | 49.50 | 37.05 | - | 4,000.00 | COMM ALTERATION |
| 03/11/13 | 13 18470 | 415 N | BOZEMAN | AVE | CITY OF BOZEMAN | 42.00 | 27.30 | - | 2,900.00 | COMM ALTERATION |
| 03/13/13 | 12 18148 | 915 | HIGHLAND | BLVD | BOZEMAN DEACONESS HOSPITAL | 1,395.00 | 1,371.83 | - | 425,000.00 | COMM ALTERATION |
| 03/21/13 | 13 18455 | 1325 N | 7TH | AVE | GRAN TREE HOTELS LP | 339.00 | 262.60 | - | 53,278.00 | COMM ALTERATION |
| 03/25/13 | 12 18275 | 1716 W | MAIN | ST | Brad Daws | 638.75 | 531.38 | - | 150,000.00 | COMM ALTERATION |
| 03/26/13 | 13 18572 | 138 W | MENDENHALL | ST | GALLATIN COUNCIL INC | 132.00 | 85.80 | - | 14,450.00 | COMM ALTERATION |
| 03/26/13 | 13 18621 | 112 | COMMERCIAL | DR | BRANDNER, JEFFREY R | 34.25 | - | - | 2,000.00 | COMM ALTERATION |
| 03/27/13 | 13 18539 | 355 | AUTOMOTIVE | AVE | TRUE NORTH SOUP SHACK LLC | 26.75 | 22.43 | - | 500.00 | COMM ALTERATION |
| 03/04/13 | 12 18250 | 1620 N | 19TH | AVE | 2 | 611.75 | 495.63 | - | 141,000.00 | COMM TENANT IMPROVEMENT |
| 03/05/13 | 13 18435 | 200 S | 23RD | AVE | U2 LLC | 230.75 | 271.05 | - | 30,000.00 | COMM TENANT IMPROVEMENT |
| 03/08/13 | 13 18469 | 307-311 E | MAIN | ST | BOCAR FAMILY HOLDINGS LIMITED | 117.00 | 85.80 | - | 12,500.00 | COMM TENANT IMPROVEMENT |
| 03/15/13 | 13 18501 | 515 W | ASPEN | ST | MIKE HOPE | 57.00 | 37.05 | - | 4,500.00 | COMM TENANT IMPROVEMENT |
| 03/18/13 | 12 17947 | 2505 | CATRON | ST | COSTCO WHOLESALE CORP #96 | 49.50 | 32.18 | - | 35,000.00 | COMM TENANT IMPROVEMENT |
| 03/22/13 | 13 18609 | 311 | MICHAEL GROVE | AVE | PATTI C. LOVE | 94.50 | - | - | 9,500.00 | COMM TENANT IMPROVEMENT |
| 03/25/13 | 13 18611 | 828 | WHEAT | DR | W2005/FARGO HOTELS(POOL C) | - | - | - | - | COMM TENANT IMPROVEMENT |
| 03/26/13 | 13 18617 | 1321 N | 7TH | AVE | BOZEMAN HOSPITALITY LLC | 109.50 | - | - | 11,674.00 | COMMERCIAL REROOF |
| | | | | | | 3,954.00 | 3,281.39 | - | 898,202.00 | |
| 03/25/13 | 13 18443 | 2125 | BOOTHILL | CT | 6 | 3,360.00 | 3,057.60 | 14,000 | 1,552,180.00 | COMM AMUSEMENT & RECREATIONAL |
| 03/20/13 | 13 18346 | 1010 E | MAIN | ST | PARK PLACE BOZEMAN LLC | 9,184.89 | 8,560.00 | 40,072 | 3,906,895.00 | COMM MULTI USE |
| | | | | | | 12,544.89 | 11,617.60 | 54,072 | 5,459,075.00 | |
| 03/14/13 | 13 18561 | 1624 S | 3RD | AVE | GLICK, SHARON/JESSICA CARROLL | 75.00 | - | - | 500.00 | DEMOLITION PERMIT/RES |
| 03/27/13 | 13 18601 | 302 N | 7TH | AVE | HRDC OF DISTRICT IX INC | 75.00 | - | - | 3,000.00 | DEMOLITION PERMIT/COM |
| 03/28/13 | 13 18637 | 133 E | MAIN | ST | THOMAS NYGARD | 75.00 | - | - | 7,500.00 | DEMOLITION PERMIT/COM |
| | | | | | | 225.00 | - | - | 11,000.00 | |
| 03/21/13 | 13 18503 | 114 | BRIDGER CENTER | DR | B & K HOLDINGS LLC | 42.00 | 27.30 | - | 2,305.00 | SIGN PERMIT |
| 03/21/13 | 13 18540 | 17 S | TRACY | AVE | VINCENTVIEW LLC | 42.00 | 27.30 | - | 2,528.00 | SIGN PERMIT |
| 03/21/13 | 13 18541 | 200 S | 23RD | AVE | U2 LLC | 72.00 | 46.80 | - | 6,187.00 | SIGN PERMIT |
| 03/22/13 | 13 18563 | 101 E | MAIN | ST | WILLSON BUILDING CONDOS | 42.00 | 27.30 | - | 2,700.00 | SIGN PERMIT |
| 03/27/13 | 13 18600 | 1007 W | MAIN | ST | TIFFANY LACH | 57.00 | 37.05 | - | 5,000.00 | SIGN PERMIT |
| 03/27/13 | 13 18612 | 2405 W | MAIN | ST | ATWOOD, MICHAEL & TONI | 26.75 | 17.39 | - | 350.00 | SIGN PERMIT |
| | | | | | | 281.75 | 183.14 | - | 19,068.00 | |
| 03/06/13 | 13 18392 | 482 | KIMBALL | AVE | - | 875.00 | 810.16 | 3,760 | 348,603.00 | RES DUPLEX (2 UNITS) |
| 03/21/13 | 12 18210 | 3783 | LADUKE | ST | MOOS REAL ESTATE LLC 50% | 497.00 | 460.17 | 2,136 | 194,538.00 | RES ATTACHED SFD |
| 03/21/13 | 12 18212 | 3791 | LADUKE | ST | MOOS REAL ESTATE LLC 50% | 497.00 | 460.17 | 2,136 | 194,538.00 | RES ATTACHED SFD |
| 03/25/13 | 13 18404 | 1667 | TEMPEST | CT | ISLANDS LLC | 465.00 | 430.54 | 2,000 | 182,776.00 | RES ATTACHED SFD |
| 03/25/13 | 13 18407 | 1673 | TEMPEST | CT | ISLANDS LLC | 465.00 | 430.54 | 2,000 | 182,776.00 | RES ATTACHED SFD |
| 03/25/13 | 13 18408 | 1647 | TEMPEST | CT | ISLANDS LLC | 465.00 | 430.54 | 2,000 | 182,776.00 | RES ATTACHED SFD |
| 03/25/13 | 13 18409 | 1659 | TEMPEST | CT | ISLANDS LLC | 465.00 | 430.54 | 2,000 | 182,776.00 | RES ATTACHED SFD |
| 03/26/13 | 12 17027 | 1814 | BUCKRAKE | AVE | BANK OF BOZEMAN | 478.00 | 442.58 | 2,052 | 188,161.00 | RES ATTACHED SFD |
| 03/26/13 | 12 17028 | 1826 | BUCKRAKE | AVE | BANK OF BOZEMAN | 478.00 | 442.58 | 2,052 | 188,161.00 | RES ATTACHED SFD |
| 03/01/13 | 12 18283 | 6075 | BLACKWOOD | RD | SWIFTCURRENT BUILDERS LLC | 842.00 | 779.61 | 3,621 | 321,769.00 | RES SINGLE FAMILY DWELLING |
| 03/05/13 | 13 18312 | 2220 | SOURDOUGH | RD | KRUSE, KELLY & PATRICIA | 721.00 | 144.20 | 3,099 | 281,015.00 | RES SINGLE FAMILY DWELLING |
| 03/05/13 | 13 18414 | 4025 | TANZANITE | DR | MEYER-GARRITY GROUP LLC | 412.00 | 381.47 | 1,772 | 160,210.00 | RES SINGLE FAMILY DWELLING |
| 03/06/13 | 13 18387 | 502 N | CLIFDEN | DR | CRONIN, PAUL F & JANET C | 851.00 | 787.94 | 3,656 | 343,192.00 | RES SINGLE FAMILY DWELLING |
| 03/06/13 | 13 18398 | 4543 | DANUBE | LN | ST CUSTOM HOMES | 665.00 | 615.72 | 2,856 | 343,952.00 | RES SINGLE FAMILY DWELLING |
| 03/06/13 | 13 18401 | 1241 | ADVANCE | DR | GENE COOK | 452.00 | 118.51 | 1,944 | 173,936.00 | RES SINGLE FAMILY DWELLING |
| 03/06/13 | 13 18412 | 464 | KIMBALL | AVE | VISION DEVELOPMENT | 522.00 | 483.32 | 2,244 | 194,808.00 | RES SINGLE FAMILY DWELLING |
| 03/06/13 | 13 18413 | 4013 | TANZANITE | DR | MEYER-GARRITY GROUP LLC | 522.00 | 483.32 | 2,242 | 207,089.00 | RES SINGLE FAMILY DWELLING |
| 03/06/13 | 13 18415 | 4043 | TANZANITE | DR | MEYER-GARRITY GROUP LLC | 460.00 | 425.91 | 1,975 | 178,277.00 | RES SINGLE FAMILY DWELLING |
| 03/06/13 | 13 18416 | 4057 | TANZANITE | DR | MEYER-GARRITY GROUP LLC | 522.00 | 483.32 | 2,242 | 207,089.00 | RES SINGLE FAMILY DWELLING |
| 03/07/13 | 13 18417 | 4065 | TANZANITE | DR | MEYER-GARRITY GROUP LLC | 460.00 | 425.91 | 1,975 | 178,277.00 | RES SINGLE FAMILY DWELLING |
| 03/08/13 | 13 18374 | 159 | STONE FLY | DR | NORTON RANCH HOMES LLC | 318.00 | 294.44 | 2,355 | 217,539.00 | RES SINGLE FAMILY DWELLING |
| 03/12/13 | 13 18419 | 4893 | TRIUMPH | ST | COVENANT INVESTMENTS INC | 748.00 | 692.57 | 3,217 | 292,855.00 | RES SINGLE FAMILY DWELLING |
| 03/13/13 | 13 18433 | 4225 | BRENDEN | ST | CHASE-SKOGEN HOMES INC | 454.00 | 420.36 | 1,952 | 177,691.00 | RES SINGLE FAMILY DWELLING |
| 03/13/13 | 13 18439 | 4609 | EQUESTRIAN | LN | SPRINGHILL CONSTRUCTION INC | 605.00 | 560.17 | 2,602 | 231,278.00 | RES SINGLE FAMILY DWELLING |
| 03/13/13 | 13 18440 | 4589 | EQUESTRIAN | LN | SPRINGHILL CONSTRUCTION INC | 658.00 | 609.24 | 2,828 | 254,886.00 | RES SINGLE FAMILY DWELLING |
| 03/14/13 | 13 18424 | 6219 | BLACKWOOD | RD | SCHUSTER, THERESA & GERARD | 552.00 | 511.10 | 2,373 | 216,207.00 | RES SINGLE FAMILY DWELLING |
| 03/14/13 | 13 18447 | 2472 | LISSO | AVE | STEWART, JOHN B & LAURA L | 620.00 | 574.06 | 2,665 | 240,529.00 | RES SINGLE FAMILY DWELLING |
| 03/15/13 | 13 18373 | 247 | STONE FLY | DR | NORTON RANCH HOMES LLC | 548.00 | 507.39 | 2,355 | 217,539.00 | RES SINGLE FAMILY DWELLING |
| 03/15/13 | 13 18376 | 205 | STONE FLY | DR | NORTON RANCH HOMES LLC | 583.00 | 539.80 | 2,506 | 233,534.00 | RES SINGLE FAMILY DWELLING |
| 03/15/13 | 13 18425 | 4898 | GOLDEN GATE | AVE | SUNRISE HOMES LLC | 605.00 | 560.17 | 2,601 | 245,118.00 | RES SINGLE FAMILY DWELLING |
| 03/15/13 | 13 18426 | 4886 | GOLDEN GATE | AVE | SUNRISE HOMES LLC | 733.00 | 678.68 | 3,151 | 295,712.00 | RES SINGLE FAMILY DWELLING |
| 03/18/13 | 13 18422 | 3803 | PIPESTONE | ST | JBE LLC | 497.00 | 460.17 | 2,136 | 194,538.00 | RES SINGLE FAMILY DWELLING |
| 03/18/13 | 13 18423 | 3821 | PIPESTONE | ST | JBE LLC | 497.00 | 460.17 | 2,136 | 194,538.00 | RES SINGLE FAMILY DWELLING |
| 03/20/13 | 13 18461 | 2413 | LISSO | AVE | SMC LLC | 739.00 | 684.24 | 3,178 | 293,416.00 | RES SINGLE FAMILY DWELLING |
| 03/21/13 | 13 18384 | 3315 S | 27TH | AVE | BRIDGER PEAK CONSTRUCTION LLC | 576.00 | 533.32 | 2,477 | 290,643.00 | RES SINGLE FAMILY DWELLING |
| 03/25/13 | 12 18281 | 1431 | POST | DR | BOZEMAN DEACONESS REAL ESTATE | 551.00 | 510.17 | 2,368 | 220,304.00 | RES SINGLE FAMILY DWELLING |
| 03/25/13 | 12 18282 | 991 | JOSEPHINE | DR | BOZEMAN DEACONESS REAL ESTATE | 465.00 | 430.54 | 2,000 | 179,735.00 | RES SINGLE FAMILY DWELLING |
| 03/25/13 | 13 18356 | 1235 | SAXON | WAY | LARSEN, ANDREW & SARA JEAN | 1,209.00 | 1,119.41 | 5,200 | 481,432.00 | RES SINGLE FAMILY DWELLING |
| 03/25/13 | 13 18451 | 1593 | MAIDEN SPIRIT | ST | EG CONSTRUCTION LLC | 834.00 | 772.20 | 3,584 | 330,475.00 | RES SINGLE FAMILY DWELLING |
| 03/26/13 | 13 18474 | 1622 N | HUNTERS | WAY | COOK, KARL | 594.00 | 549.98 | 2,554 | 240,271.00 | RES SINGLE FAMILY DWELLING |
| 03/26/13 | 13 18475 | 1662 N | HUNTERS | WAY | Gene Cook Development | 541.00 | 500.91 | 2,325 | 211,783.00 | RES SINGLE FAMILY DWELLING |

| DATE | PERMIT # | ADDRESS | | | OWNER | CONTRACTOR | PERMIT FEE | PLAN CHECK | SQ FT | VALUATION | DESCRIPTION | |
|--|----------|---------|---|----------------|-------|------------------------------|--------------------------------|------------------|------------------|----------------|----------------------|--------------------------------|
| 03/27/13 | 13 18399 | 303 | | WATER LILY | DR | NORTON RANCH HOMES LLC | SIMPLICITY HOMES LLC | 440.00 | 407.40 | 1,889 | 173,662.00 | RES SINGLE FAMILY DWELLING |
| 03/28/13 | 13 18472 | 4591 | | DANUBE | LN | ST CUSTOM HOMES | ST CUSTOM HOMES LLC | 726.00 | 672.20 | 3,120 | 287,669.00 | RES SINGLE FAMILY DWELLING |
| 03/18/13 | 13 18477 | 1992 | | LITTLE COTTAGE | LN | COTTAGE PARTNERS | WALKER CONSTRUCTION | 742.00 | 687.02 | 3,190 | 314,470.00 | RES TRIPLEX, FOURPLEX/4 Units |
| 03/18/13 | 13 18478 | 1994 | | LITTLE COTTAGE | LN | COTTAGE PARTNERS | WALKER BUILDERS INC | 742.00 | 687.02 | 3,190 | 314,470.00 | RRES TRIPLEX, FOURPLEX/4 Units |
| 03/18/13 | 13 18479 | 1996 | | LITTLE COTTAGE | LN | COTTAGE PARTNERS | WALKER CONSTRUCTION | 742.00 | 687.02 | 3,190 | 314,470.00 | RES TRIPLEX, FOURPLEX/4 Units |
| 03/15/13 | 12 18205 | 412 | | ENTERPRISE | BLVD | Highfive Bozeman I LLC | CADIUS PARTNERS LIMITED | 1,925.00 | 1,782.36 | 8,276 | 740,061.00 | RES 5+ UNITS/5 Units |
| | | | | | | | | 29,358.00 | 26,659.16 | 127,180 | 11,839,544.00 | |
| 03/22/13 | 13 18605 | 425 | N | 3RD | AVE | FITZGERALD, SARAH & | | 132.00 | - | - | 15,000.00 | WINDOW REPLACEMENT PERMIT |
| 03/29/13 | 13 18641 | 4050 | W | BABCOCK | ST | ASPEN PLACE HOA | GUARDIAN RESTORATION, INC | 42.00 | - | - | 2,600.00 | WINDOW REPLACEMENT PERMIT |
| 03/29/13 | 13 18642 | 4050 | W | BABCOCK | ST | ASPEN PLACE HOA | GUARDIAN RESTORATION, INC | 42.00 | - | - | 2,350.00 | WINDOW REPLACEMENT PERMIT |
| 03/11/13 | 13 18432 | 2520 | | SPRING CREEK | DR | JOHNSON, PAUL F & LINDA L | VIDMAR CONSTRUCTION, INC | 443.00 | 302.74 | - | 85,400.00 | RES ADDITION |
| 03/21/13 | 13 18535 | 505 | N | 3RD | AVE | CORRY, KENNETH C | | 184.50 | 119.93 | - | 21,500.00 | RES ADDITION |
| 03/22/13 | 13 18496 | 538 | N | BLACK | AVE | CLARKE REAL ESTATE LLC | ARCHER CONSTRUCTION/REMODELING | 924.75 | 683.00 | - | 254,000.00 | RES ADDITION |
| 03/26/13 | 12 18130 | 1118 | | BRIDGER | DR | BRANDNER, JEFFREY R | | 485.25 | 337.19 | - | 99,000.00 | RES ADDITION |
| 03/05/13 | 12 18229 | 1412 | S | 5TH | AVE | JOEHLER, THOMAS & PAMELA | DAVE'S REPAIR SERVICE LLC | 72.00 | 46.80 | - | 7,000.00 | RES ALTERATION |
| 03/06/13 | 13 18421 | 607 | S | WILLSON | AVE | CHRISTENSEN, BEN & ANJA | GRISWOLD BUILDERS | 147.00 | 95.55 | - | 16,500.00 | RES ALTERATION |
| 03/19/13 | 13 18483 | 2322 | | FAIRWAY | DR | Daphne & Con Gillam | NORDESIGN | 365.00 | 292.18 | - | 62,000.00 | RES ALTERATION |
| 03/20/13 | 13 18521 | 4205 | | BENEPE | ST | ROSET, ERIC | ROSET AND ASSOCIATES INC | 49.50 | 41.93 | - | 4,000.00 | RES ALTERATION |
| 03/25/13 | 13 18524 | 718 | N | TRACY | AVE | HAND, LUCIAN | STECKMEST CONSTRUCTION LLC | 169.50 | 140.73 | - | 19,300.00 | RES ALTERATION |
| 03/27/13 | 13 18522 | 621 | S | 14TH | AVE | KDIAMOND LLC | SCHMIT CONSTRUCTION, INC | 49.50 | 32.18 | - | 4,000.00 | RES ALTERATION |
| 03/27/13 | 13 18523 | 522 | S | 10TH | AVE | WALLER, JOHN & JOHNSTON, AMY | MUNDT CONSTRUCTION | 34.25 | 22.26 | - | 2,000.00 | RES ALTERATION |
| 03/05/13 | 13 18505 | 307 | S | 8TH | AVE | SOVULEWSKI CONSTRUCTION INC | PINNACLE ROOFING INC | 42.00 | - | - | 3,000.00 | RESIDENTIAL REROOF |
| 03/08/13 | 13 18531 | 1221 | S | WILLSON | AVE | PETERS, ROGER D & CARRIE A | DRYWALL AND DECORATING INC | 72.00 | - | - | 6,087.00 | RESIDENTIAL REROOF |
| 03/26/13 | 13 18616 | 322 | | STAFFORD | AVE | PRIETO, JAIME & LISA DOKKEN | PYRAMID PROPERTY SVCS ROOFING | 94.50 | - | - | 9,387.00 | RESIDENTIAL REROOF |
| 03/29/13 | 13 18640 | 113 | E | STORY | ST | CORBROUGH, CHRISTINE D | COUBROUGH CONSTRUCTION INC | 42.00 | - | - | 2,096.00 | RESIDENTIAL REROOF |
| 03/29/13 | 13 18643 | 3608 | | GOLDEN VALLEY | DR | MCCORMICK, BRIAN CHANDLER | | 32.75 | - | - | 1,814.00 | RESIDENTIAL REROOF |
| 03/07/13 | 13 18520 | 313 | W | MENDENHALL | ST | OLSEN, WILLIAM G | WILLIAMS PLUMBING & HTG, INC | 57.00 | - | - | 5,000.00 | SEWER ONLY PERMIT |
| | | | | | | | | 3,480.50 | 2,114.49 | - | 622,034.00 | |
| March 2013: 95 Permits; 62 New Housing Units; \$18,848,923.00 Valuation | | | | | | | | 49,844.14 | 17,196.62 | 181,252 | 18,848,923.00 | |
| March 2012: 109 Permits; 17 New Housing Units: \$5,518,985.00 Valuation | | | | | | | | | | | | |

**Month of March
THIRTY YEAR BUILDING PERMIT COMPARISON**

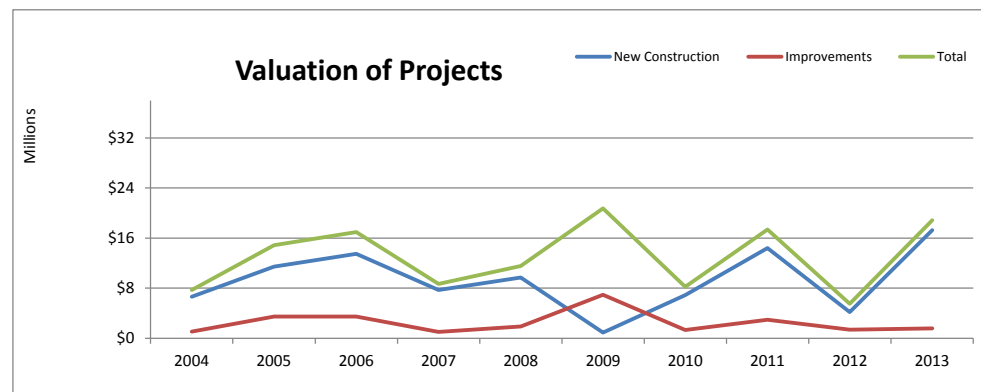
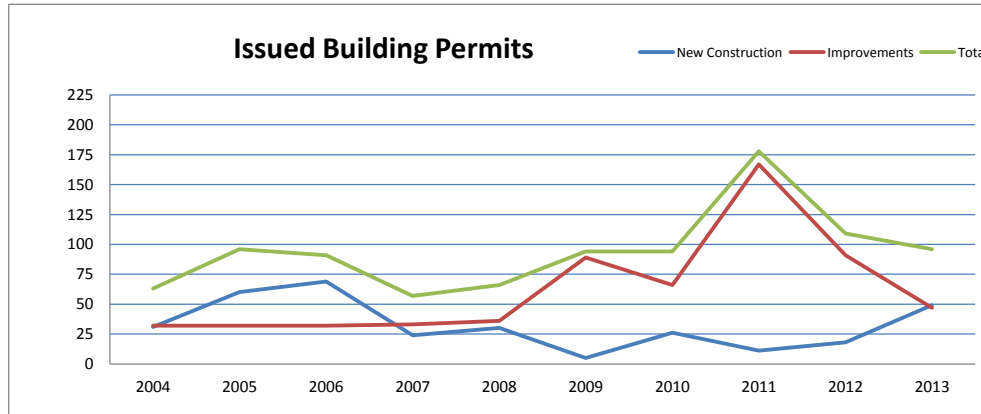
| March | Permits | Housing Units | Valuation | YTD Permits | YTD Units |
|-------|---------|---------------|---------------|-------------|-----------|
| 2013 | 95 | 62 | 18,848,923.00 | 246 | 172 |
| 2012 | 109 | 17 | 5,518,985.00 | 286 | 44 |
| 2011 | 178 | 9 | 17,374,282.00 | 354 | 23 |
| 2010 | 94 | 26 | 8,221,489.00 | 196 | 46 |
| 2009 | 95 | 3 | 20,756,937.00 | 226 | 10 |
| 2008 | 65 | 49 | 11,556,247.00 | 148 | 86 |
| 2007 | 82 | 54 | 16,809,034.00 | 187 | 116 |
| 2006 | 57 | 24 | 8,698,559.00 | 153 | 102 |
| 2005 | 91 | 98 | 14,123,278.00 | 196 | 197 |
| 2004 | 95 | 66 | 14,866,153.00 | 165 | 169 |
| 2003 | 63 | 42 | 7,544,427.00 | 142 | 87 |
| 2002 | 53 | 36 | 4,401,818.00 | 118 | 67 |
| 2001 | 56 | 46 | 9,737,978.00 | 115 | 81 |
| 2000 | 42 | 40 | 4,106,114.00 | 111 | 104 |
| 1999 | 48 | 37 | 5,290,931.00 | 104 | 73 |
| 1998 | 71 | 26 | 4,128,446.00 | 129 | 50 |
| 1997 | 69 | 24 | 2,526,333.00 | 142 | 47 |
| 1996 | 40 | 37 | 3,635,719.00 | 120 | 87 |
| 1995 | 55 | 19 | 3,625,286.00 | 171 | 36 |
| 1994 | 56 | 55 | 8,047,349.00 | 113 | 75 |
| 1993 | 45 | 20 | 2,438,764.00 | 86 | 44 |
| 1992 | 47 | 26 | 2,527,370.00 | 86 | 48 |
| 1991 | 21 | 7 | 8,230,420.00 | 46 | 15 |
| 1990 | 15 | 6 | 983,412.00 | 25 | 9 |
| 1989 | 9 | 4 | 457,620.00 | 18 | 7 |
| 1988 | 12 | 7 | 1,233,840.00 | 24 | 11 |
| 1987 | 13 | 4 | 326,792.00 | 29 | 4 |
| 1986 | 13 | 8 | 382,888.00 | 43 | 33 |
| 1985 | 10 | - | 183,086.00 | 33 | 17 |
| 1984 | 29 | 10 | 1,064,072.00 | 62 | 20 |
| 1983 | 40 | 37 | 2,199,774.00 | 69 | 74 |



**SINGLE MONTH COMPARISON FOR 10 YEAR BUILDING PERMITS
BUILDING DEPARTMENT -- CITY OF BOZEMAN**

| | BP\U | Mar-13 Valuation | BP\U | Mar-12 Valuation | BP\U | Mar-11 Valuation | BP\U | Mar-10 Valuation | BP\U | Mar-09 Valuation |
|-------------------------|-----------|----------------------|---------------|---------------------|------------|----------------------|-----------|---------------------|-----------|----------------------|
| New Construction | | | | | | | | | | |
| Single Family | 34 | 8,310,968.00 | 15 | 3,628,156.00 | 9 | 2,269,785.00 | 20 | 4,151,437.00 | 3 | 514,609.00 |
| Multi Family | 4 | 1,683,471.00 | | | | | | | | |
| Duplex | 1 | 348,603.00 | | | | | | | | |
| Townhomes | 8 | 1,469,502.00 | 2 | 378,608.00 | | | 4 | 1,132,445.00 | | |
| Commercial | 2 | 5,459,075.00 | 1 | 153,890.00 | 2 | 12,134,156.00 | 2 | 1,615,464.00 | 2 | 13,290,602.00 |
| Other | - | - | | | | | | | | |
| SUB-TOTAL | 49 | 17,271,619.00 | 18 | 4,160,654.00 | 11 | 14,403,941.00 | 26 | 6,899,346.00 | 5 | 13,805,211.00 |
| Improvements | | | | | | | | | | |
| Residential | 21 | 622,534.00 | 47 | 476,846.00 | 127 | 1,200,364.00 | 39 | 361,990.00 | 42 | 479,179.00 |
| Commercial | 25 | 927,770.00 | 27 | 708,208.00 | 36 | 1,688,337.00 | 16 | 866,440.00 | 39 | 6,395,654.00 |
| Fire Systems | 1 | 29,045.00 | 4 | 26,463.00 | 2 | 42,590.00 | 3 | 7,001.00 | 6 | 69,993.00 |
| Other | | | 13 | 146,814.00 | 2 | 39,050.00 | 8 | 86,712.00 | 2 | 6,900.00 |
| SUB-TOTAL | 47 | 1,579,349.00 | 91 | 1,358,331.00 | 167 | 2,970,341.00 | 66 | 1,322,143.00 | 89 | 6,951,726.00 |
| TOTAL PERMITS | 96 | 18,850,968.00 | 109.00 | 5,518,985.00 | 178 | 17,374,282.00 | 94 | 8,221,489.00 | 94 | 20,756,937.00 |

| | BP\U | Valuation | BP\U | Valuation | BP\U | Valuation | BP\U | Valuation | BP\U | Valuation |
|----------------------|--------------|----------------------|-----------|---------------------|-----------|----------------------|-----------|----------------------|-----------|---------------------|
| | | 39,508.00 | | 39,142.00 | | 38,777.00 | | 258.00 | | 38,047.00 |
| Single Family | 12 | 2,375,012.00 | 20 | 4,641,866.00 | 39 | 6,521,281.00 | 30 | 5,243,081.00 | 25 | 4,114,461.00 |
| Multi Family | 4 | 2,489,197.00 | 1 | 525,974.00 | 5 | 2,088,657.00 | | | 5 | 1,718,994.00 |
| Duplex | 2 | 727,308.00 | | | 13 | 3,435,178.00 | 4\8 | 844,385.00 | | |
| Townhomes | 8 | 1,317,900.00 | | | 12 | 1,462,970.00 | 26 | 3,052,834.00 | | |
| Commercial | 3 | 2,714,084.00 | 3 | 2,513,722.00 | | | 2 | 2,282,583.00 | 1 | 808,004.00 |
| Other | 1 | 80,464.00 | | | | | 2 | 1,000.00 | | |
| SUB-TOTAL | 30 | 9,703,965.00 | 24 | 7,681,562.00 | 69 | 13,508,086.00 | 60 | 11,423,883.00 | 31 | 6,641,459.00 |
| Improvements | | | | | | | | | | |
| Residential | 12 | 386,221.00 | 13 | 416,633.00 | 13 | 186,300.00 | 13 | 186,300.00 | 17 | 164,292.00 |
| Commercial | 14 | 1,287,534.00 | 12 | 304,464.00 | 14 | 3,144,550.00 | 14 | 3,144,550.00 | 15 | 902,793.00 |
| Fire Systems | 4 | 37,027.00 | 5 | 277,900.00 | 5 | 111,420.00 | 5 | 111,420.00 | | |
| Other | 6 | 141,500.00 | 3 | 18,000.00 | | | | | | |
| SUB-TOTAL | 36 | 1,852,282.00 | 33 | 1,016,997.00 | 32 | 3,442,270.00 | 32 | 3,442,270.00 | 32 | 1,067,085.00 |
| TOTAL PERMITS | 66.00 | 11,556,247.00 | 57 | 8,698,559.00 | 91 | 16,950,356.00 | 96 | 14,866,153.00 | 63 | 7,708,544.00 |



IMPACT FEES 2013

| MONTH | STREET | FIRE | WATER | WW | MONTHLY | YTD |
|--------------|---------------|-------------|--------------|-----------|----------------|--------------|
| January | 88,225.32 | 19,923.20 | 97,178.16 | 82,496.92 | 287,823.60 | 287,823.60 |
| February | 123,589.00 | 12,756.00 | 81,620.00 | 51,384.00 | 269,349.00 | 557,172.60 |
| March | 246,189.30 | 25,787.00 | 151,204.00 | 99,242.00 | 522,422.30 | 1,079,594.90 |
| April | | | | | | |
| May | | | | | | |
| June | | | | | | |
| July | | | | | | |
| August | | | | | | |
| September | | | | | | |
| October | | | | | | |
| November | | | | | | |
| December | | | | | | |

BUILDING REVENUE, FISCAL YEAR 2013

| MONTH | BUILDING | PLAN REVIEW | ELECTRIC | PLUMBING | Fire Alarm/ Suppression | Penalty/ Other Fees | Monthly | YTD |
|---------------|-----------------|--------------------|-----------------|-----------------|--------------------------------|----------------------------|----------------|------------|
| June, 13 | | | | | | | | |
| May, 13 | | | | | | | | |
| April, 13 | | | | | | | - | - |
| March, 13 | 49,599.75 | 53,270.28 | 5,083.26 | 8,633.25 | 49.50 | 1,391.00 | 118,027.04 | 858,380.10 |
| February, 13 | 27,985.00 | 45,180.00 | 3,942.00 | 6,923.00 | 204.00 | 1,048.00 | 85,282.00 | 740,353.06 |
| January, 13 | 22,378.30 | 41,454.00 | 3,510.00 | 10,675.00 | 1,922.00 | 1,637.75 | 81,577.05 | 655,071.06 |
| December, 12 | 12,636.00 | 14,364.90 | 3,015.00 | 5,640.50 | 3,056.25 | 955.75 | 39,668.40 | 573,494.01 |
| November, 12 | 31,242.71 | 20,054.81 | 6,332.75 | 10,356.50 | 793.50 | - | 68,780.27 | 533,825.61 |
| October, 12 | 59,889.00 | 36,665.00 | 8,486.00 | 11,869.00 | 513.00 | 526.00 | 117,948.00 | 465,045.34 |
| September, 12 | 65,720.00 | 45,232.00 | 9,336.00 | 8,656.00 | 174.00 | 355.00 | 129,473.00 | 347,097.34 |
| August, 12 | 51,068.25 | 34,831.73 | 6,104.50 | 3,742.00 | 114.00 | 2,542.75 | 98,403.23 | 145,738.21 |
| July, 12 | 40,286.21 | 62,576.15 | 6,215.00 | 9,359.50 | - | 784.25 | 119,221.11 | 119,221.11 |

| Figures are for March-13 | Housing Starts | | | | Remodels & Additions (includes fences, garages & reroofs) | | | | |
|-------------------------------------|-----------------------|--------------|----------------------|-------------------|--|------------------|-------------------|--------|--|
| | Permits | Units | Valuation | Sq Footage | # | Valuation | | | |
| Single Family | 34 | 34 | 8,310,968.00 | 107,044 | Residential | 21 | 622,534.00 | | |
| Duplex | 1 | 2 | 40,969.00 | 3,760 | Commercial | 25 | 927,770.00 | | |
| Multi-Plex | 4 | 17 | 1,683,471.00 | 17,846 | COMMERCIAL STARTS | | | | |
| Townhome | 8 | 8 | 1,469,502.00 | 16,376 | Bldgs | Valuation | Sq Footage | | |
| Other | | | | | CITY | 2.00 | 5,459,075.00 | 54,072 | |
| Total New: | 47 | 61.00 | 11,504,910.00 | 145,026 | | | | | |