

City of Bozeman



BUILDING INSPECTION DIVISION

BUILDING PERMIT REPORT

JUNE 2013/FY 2013

FISCAL YEAR 2013

	41,426.00		41,061.00		YTD as of June - 2013		YTD as of June - 2012	
	THIS MONTH - FY2013		THIS MONTH - FY2012		YEAR TO DATE - FY2013		YEAR TO DATE - FY2012	
NEW CONSTRUCTION	NO	VALUATION	NO	VALUATION	NO.	VALUATION	NO	VALUATION
SINGLE FAMILY	41	9,637,313.00	40	9,797,110.00	378	80,862,357.00	228	55,178,105.00
DUPLEX			4	1,519,708.00	11	3,592,027.00	8	3,186,657.00
MULTI-FAMILY	1	1,174,679.00			20	13,880,432.00	5	28 Units 4,159,230.00
MISC (GARAGE, SHED, ADU ETC.)	4	424,748.00	1	69,504.00	23	893,110.00	1	69,504.00
ASSEMBLY					7	8,197,588.00	1	1,516,866.00
BUSINESS					2	4,097,020.00	3	4,889,532.00
EDUCATIONAL					3	11,804,370.00		
FACTORY								
HAZARDOUS								
INSTITUTIONAL								
MERCHANTILE			1	805,650.00	3	1,154,150.00	3	2,240,958.00
MOTEL/HOTEL					2	9,376,380.00		
STORAGE			1	150,000.00	2	341,533.00	4	2,526,505.00
TOTAL	46	11,236,740.00	43	12,341,972.00	440	134,198,967.00	240	73,767,357.00
ADDITION/REMODEL	NO.	VALUATION	NO.	VALUATION	NO.	VALUATION	NO.	VALUATION
RESIDENTIAL	38	726,670.00	245	2,492,245.00	387	5,334,626.00	2,812	26,478,790.00
COMMERCIAL	21	7,378,283.00	73	15,481,564.00	295	21,749,793.00	802	38,823,717.00
TOTAL	59	8,104,953.00	318	17,973,809.00	682	27,084,419.00	3,614	65,302,507.00
CONSTRUCTION VALUE								
REVENUE	NO	AMOUNT	NO	AMOUNT	NO	AMOUNT	NO	AMOUNT
BUILDING	45	28,516.40	190	56,817.99	1,218	70,577,218.24	2,166	450,870.00
PLAN CHECK	119	38,322.67	85	22,023.02	1,142	553,391.84	927	286,706.00
ELECTRICAL	90	7,040.75	71	4,058.00	995	94,187.50	676	50,916.00
PLUMBING/MECHANICAL	63	5,761.00	93	6,841.25	1,308	118,862.25	916	91,192.00
FIRE ALARM/SUPPRESSION SYSTEMS	3	909.50	-	-	76	8,250.00	69	9,997.00
DEMOLITION	4	300.00	3	225.00	44	3,300.00	31	2,400.00
CODE ENFORCEMENT			2	150.00	4	1,049.00	37	2,775.00
PENALTIES			1	75.00	39	4,211.00	1	75.00
Extensions-Permits & Apps	3	225.00			32	2,400.00		
INSPECTION FEES	1	150.00	2	140.75	19	1,863.00	89	11,079.00
MISC REVENUE	1	154.50	3	225.00	64	705.50	24	2,300.00
TOTAL	329	81,379.82	450	90,556.01	4,941	71,365,438.33	4,936	908,310.00

Mr Chris Kukulski
 City Manager
 PO Box 1230
 Bozeman MT 59771

Dear Mr Kukulski:

The following report is submitted to show the permits issued and fees charged for the month of **June 2013**. The list of building, plumbing and electrical permits are attached in addition to the monthly and yearly summary of housing and commercial building activity.

	2013		2012	
	No.	Fee	No.	Fee
Electrical Permits	90	7,040.75	71	4,058.00
Plumbing/Mechanical Permits	130	12,837.00	93	6,841.25
Moving Permits			1	75.00
Demolition Permits	4	300.00	3	225.00
Fire Alarm/Supression Systems	3	909.50		
Inspection Fees	1	154.50	3	225.00
Code Enforcement			2	150.00
Penalty Fees	1	150.00	2	140.75
Plan Check Fees	122	38,894.02	85	22,023.02
Building Permits			190	56,817.99
SUB-TOTALS:	351	60,285.77	379	86,498.01
Investigation Fees				
Other Bldg Div Rev.			11	34.25
New Water - Residential	56	14,584.08	43	11,198.49
Water Payback Fees				
New Water - Commercial			1	725.61
New Sewer - Residential	56	1,176.00	47	987.00
Sewer Payback Fees				
New Sewer - Commercial	1	2,826.92	1	21.00
Water/Sewer Inspection Fee	40	4,000.00	45	4,600.00
Water Renewal				
Sewer Renewal				
Eng. Maps/Prints/Docs	4	70.25	12	381.00
Floodplain Dev. Permits			1	100.00
Waste Water Dischg. Permits	3	225.00		
Degredation Permit	1	711.00		
Street Cut Permits	1	50.00		
Street/Alley Vacation Fees				
Cash-in-Lieu of Water Rights	1	2,523.52	1	2,520.00
Other Eng. Misc. Rev.				
Planning Docs/Maps				
Master Plan Amendment				
Subdivision Review Fees				
Improvements Agreement	2	1,007.95	1	200.00
Other Planning Div. Rev.	2	19,520.00	25	955.75
Zoning/Comm. Dev. Docs/Maps				
Accounts Receivable			1	35.75
Chall Gardens	8	250.00	4	180.00
Certificate of Appropriateness COA				
Zone Map/Code Amendments				
Planning & Zoning	48	43,182.40	49	20,408.50
Board of Adj. Review/Variance				
Annexation Fees				
V & A - Appeals				
V & A - Variances				
Public Service	24	1,270.00	34	3,130.00
Other Zoning/CD Rev/Sign Tag				
Planned Unit Development - PUD				
Street Impact Fees	42	231,825.44	48	251,822.73
Fire Impact Fees	41	21,132.51	45	40,600.93
Water Impact Fees	40	97,632.38	44	174,735.20
WasteWater Impact Fees	40	59,719.12	44	189,599.17
SUB-TOTAL:	410	501,706.57	457	702,235.38
TOTAL RECEIPTS:	761	561,992.34	836	788,733.39

Respectfully submitted,

Bob Risk
 Chief Building Official

JUNE 2013 - BUILDING PERMITS

<u>DATE</u>	<u>PERMIT #</u>	<u>ADDRESS</u>	<u>OWNER</u>	<u>CONTRACTOR</u>	<u>PERMIT FEE</u>	<u>PLAN CHECK</u>	<u>SO FOOT</u>	<u>VALUATION</u>	<u>DESCRIPTION</u>
06/03/13	# 18,658.00	504 N BROADWAY	BROWN, BARRY L	CARY CONTRACTING INC	57.00	37.05	-	5,000.00	COMM ALTERATION
06/14/13	# 18,632.00	- MSU - LINFIELD HALL	MONTANA STATE UNIVERSITY	MARTEL CONSTRUCTION, INC	795.50	17.39	-	2,275,000.00	COMM ALTERATION
06/27/13	# 18,796.00	501 N 11TH	Bozeman School District #7	MARKOVICH CONSTRUCTION INC	5,713.00	4,589.33	-	2,630,000.00	COMM ALTERATION
06/11/13	# 18,705.00	867 S 29TH	MITCHELL DEVELOPMENT	MITCHELL DEVELOPMENT SEWER	5,244.42	4,772.42	25,639	1,847,033.00	COMM OTHER SHELTER, NON-HOUSEK.
06/05/13	# 19,004.00	1,285 N ROUSE	MONTANA AVENUE PARTNERS LLC	LANGLAS & ASSOCIATES, INC	278.25	233.03	-	40,000.00	COMM TENANT IMPROVEMENT
06/05/13	# 19,015.00	133 E MAIN	THOMAS NYGARD	THOMAS NYGARD, INC	325.75	300.63	-	50,000.00	COMM TENANT IMPROVEMENT
06/10/13	# 19,042.00	404 E BABCOCK	404 E BABCOCK ST LLC	LANGLAS & ASSOCIATES, INC	765.25	593.94	-	196,000.00	COMM TENANT IMPROVEMENT
06/11/13	# 19,081.00	4 MICHAEL GROVE	FINKE, KAREN A		154.50	115.05	-	18,000.00	COMM TENANT IMPROVEMENT
06/14/13	1 18,915.00	205 N 11TH	BOZEMAN SCHOOL DISTRICT #7		391.00	527.75	-	69,968.00	COMM TENANT IMPROVEMENT
06/17/13	18,894.00	2,320 N 7TH	WESTLAKE BUILDING PARTNERSHIP	SIEVERT CONSTRUCTION, INC	211.75	165.43	-	25,500.00	COMM TENANT IMPROVEMENT
06/18/13	# 19,122.00	311 MICHAEL GROVE	WELLS JACK & MARY GAY LIVING T	GREAT WESTERN INVESTMENTS LLC	132.00	105.30	-	15,000.00	COMM TENANT IMPROVEMENT
06/18/13	# 19,123.00	311 MICHAEL GROVE	WELLS, JACK & MARY	GREAT WESTERN INVESTMENTS LLC	102.00	76.05	-	10,100.00	COMM TENANT IMPROVEMENT
06/18/13	# 19,124.00	311 MICHAEL GROVE	WELLS, JACK & MARY	GREAT WESTERN INVESTMENTS LLC	102.00	76.05	-	10,100.00	COMM TENANT IMPROVEMENT
06/18/13	# 19,125.00	311 MICHAEL GROVE	WELLS, JACK & MARY	GREAT WESTERN INVESTMENTS LLC	102.00	76.05	-	10,100.00	COMM TENANT IMPROVEMENT
06/19/13	# 19,128.00	109 N ROUSE	GMG CONDOMINIUMS	R & R TAYLOR CONSTRUCTION, INC	132.00	115.05	-	15,000.00	COMM TENANT IMPROVEMENT
06/20/13	# 19,170.00	1,102 E CURTISS	CITY OF BOZEMAN		-	-	-	97,203.00	COMM TENANT IMPROVEMENT
06/24/13	# 19,166.00	105 COMMERCIAL	VOEGELES MOBILE HOME PARK INC	STRONG, JEFF	124.50	156.16	-	13,500.00	COMM TENANT IMPROVEMENT
06/25/13	# 19,175.00	35 E MAIN	GPF-POWDERHORN LLC	R & R TAYLOR CONSTRUCTION, INC	34.25	76.05	-	2,000.00	COMM TENANT IMPROVEMENT
					14,665.17	12,032.73	25,639	7,329,504.00	
06/04/13	# 19,035.00	5,528 #	-	-	16,916.42	-	-	3,500.00	DEMOLITION PERMIT
06/04/13	# 19,036.00	11 E VILLARD	BARLOW, M ETHAN	HOLDING GROUND	75.00	-	-	2,000.00	DEMOLITION PERMIT
06/06/13	# 19,049.00	205 N BROADWAY	BROOKE AMINI	COUBROUGH CONSTRUCTION INC	75.00	-	-	5,000.00	DEMOLITION PERMIT
06/07/13	# 19,061.00	346 GALLATIN PARK	HERE4 PROPERTIES LLC		75.00	-	-	20,000.00	DEMOLITION PERMIT
					17,141.42	-	-	30,500.00	
06/03/13	# 19,019.00	1,503 W MAIN	KASSITY, MICHAEL & JENNIFER	QRS SIGNS	132.00	85.80	-	15,000.00	SIGN PERMIT
06/06/13	# 19,048.00	509 S 22ND	FUBAR HOLDINGS LLC	BEARTOOTH SIGN & DESIGN, LLC	26.75	17.39	-	600.00	SIGN PERMIT
06/10/13	# 18,723.00	2,515 CATAMOUNT	CAPE-FRANCE ENTERPRISES	BILLINGS SIGN SERVICE, INC	72.00	46.80	-	6,221.00	SIGN PERMIT
06/11/13	# 19,017.00	682 S FERGUSON	KLEM, DAVE & MARJORIE	GALLATIN VALLEY SIGNS LTD/DBA	26.75	17.39	-	990.00	SIGN PERMIT
06/11/13	# 19,037.00	13 S WILLSON	MIKE GRANT	GALLATIN VALLEY SIGNS LTD/DBA	26.75	17.39	-	1,500.00	SIGN PERMIT
06/11/13	# 19,038.00	4,181 FALLON	GALLATIN VALLEY HEALTH & FIT	GALLATIN VALLEY SIGNS LTD/DBA	64.50	41.93	-	5,950.00	SIGN PERMIT
06/13/13	# 19,091.00	1,091 STONERIDGE	STONERIDGE PROPERTIES LLC	GALLATIN VALLEY SIGNS LTD/DBA	26.75	17.39	-	1,000.00	SIGN PERMIT
06/21/13	# 19,126.00	630 N 15TH	Sam Buxton	LUNA PROPERTIES LLC	42.00	-	-	3,000.00	SIGN PERMIT
06/27/13	# 19,114.00	20 N TRACY	Brigette Fuller	VENTURE FABRICATION AND CONSTR	26.75	-	-	625.00	SIGN PERMIT
					444.25	244.09	-	34,886.00	
06/07/13	# 18,313.00	807 W VILLARD	MCINTOSH, STUART C/O	MCINTOSH CONSTRUCTION	114.00	-	11,916	1,174,679.00	RES 5+ UNITS
06/20/13	# 18,851.00	422 N MONTANA	NEWTON, BARRY	ARCHER CONSTRUCTION/REMODELING	187.00	173.14	1,080	85,850.00	RES ACCESSORY DWELLING UNIT
06/03/13	# 18,937.00	1,166 SPRINGBROOK	KARL, MICHAEL S	ALPINE ARBORCARE/DEAD EYE DSGN	87.00	56.55	-	8,800.00	RES ADDITION
06/10/13	# 18,964.00	524 N WALLACE	FULTON, KELLY A & ELIZABETH W		102.00	90.68	-	22,000.00	RES ADDITION
06/14/13	# 19,007.00	411 W DICKERSON	GERLACH, ROBIN & ELIZABETH	EDGE CONSTRUCTION, LLC	169.50	129.68	-	20,000.00	RES ADDITION
06/19/13	# 18,962.00	521 S WILLSON	NEWMAN, BRIAN & JANIS SMOKE	GOFF CONSTRUCTION INC	575.75	397.64	-	128,900.00	RES ADDITION
06/03/13	# 18,893.00	329 LINDLEY	ROE, SANDRA B	MITCHELL CONSTRUCTION	934.00	864.79	4,015	371,437.00	RES SINGLE FAMILY DWELLING
06/04/13	# 18,799.00	854 N FERGUSON	Meyer Garrity Group	MEYER-GARRITY GROUP LLC	341.00	315.73	1,975	178,277.00	RES SINGLE FAMILY DWELLING
06/05/13	# 18,846.00	3,890 CORWIN	DIXSON PROPERTIES LLC	DIXSON & COMPANY, INC	337.00	312.03	1,950	177,479.00	RES SINGLE FAMILY DWELLING
06/05/13	# 18,891.00	4,815 ALPHA	SWIFT CURRENT BUILDERS	SWIFTCURRENT BUILDERS LLC	677.00	626.83	2,909	271,597.00	RES SINGLE FAMILY DWELLING
06/05/13	# 18,898.00	4,219 TOOLE	STEWART, JOHN B & LAURA L	STEWART ENTERPRISES INC	451.00	417.58	1,936	175,005.00	RES SINGLE FAMILY DWELLING
06/06/13	# 18,862.00	347 WATER LILY	NORTON RANCH HOMES LLC	SIMPLICITY HOMES LLC	323.00	299.07	1,872	171,861.00	RES SINGLE FAMILY DWELLING
06/07/13	# 18,780.00	3,740 CORWIN	MT. VIEW HOMES INC	AARON MILLS CONSTRUCTION	350.00	324.07	2,025	184,037.00	RES SINGLE FAMILY DWELLING
06/07/13	# 100.00	214 E LAMME	CITY OF BOZEMAN	LECLAIR CONSTRUCTION	-	-	5,000	1.00	RES SINGLE FAMILY DWELLING
06/10/13	# 18,954.00	1,090 AGATE	MEYER GARRITY GROUP LLC	MEYER-GARRITY GROUP LLC	561.00	519.43	2,412	218,091.00	RES SINGLE FAMILY DWELLING
06/10/13	# 18,956.00	888 N FERGUSON	MEYER GARRITY LLC	MEYER-GARRITY GROUP LLC	500.00	462.95	2,150	189,478.00	RES SINGLE FAMILY DWELLING
06/11/13	# 18,853.00	3,538 LEMHI TRAIL	SKOGEN, ALLAN	CHASE-SKOGEN HOMES, INC	608.00	562.95	3,520	335,328.00	RES SINGLE FAMILY DWELLING
06/11/13	# 18,865.00	3,265 PARKWAY	COOPER BUILDERS LLC	COOPER BUILDERS LLC	629.00	582.39	3,644	332,798.00	RES SINGLE FAMILY DWELLING
06/11/13	# 18,955.00	894 N FERGUSON	MEYER GARRITY GRP	MEYER-GARRITY GROUP LLC	522.00	483.32	2,242	207,089.00	RES SINGLE FAMILY DWELLING
06/12/13	# 18,580.00	4,796 VINE	RIVER ROCK INVESTMENTS LLC	MOUNTAIN HIGH HOMES INC	855.00	791.64	3,677	338,410.00	RES SINGLE FAMILY DWELLING
06/13/13	# 18,777.00	4,610 EQUESTRIAN	ST CUSTOM HOMES	ST CUSTOM HOMES LLC	618.00	572.21	3,577	322,660.00	RES SINGLE FAMILY DWELLING
06/13/13	# 18,778.00	4,626 EQUESTRIAN	ST CUSTOM HOMES	ST CUSTOM HOMES LLC	588.00	544.43	3,406	306,132.00	RES SINGLE FAMILY DWELLING
06/13/13	# 18,916.00	4,897 VICTORY	GENE COOK	DAVIS DEVELOPMENT LLC	937.00	867.57	4,029	357,784.00	RES SINGLE FAMILY DWELLING
06/13/13	# 18,917.00	4,791 VICTORY	GENE COOK	DAVIS DEVELOPMENT LLC	937.00	867.57	4,029	357,784.00	RES SINGLE FAMILY DWELLING
06/14/13	# 18,940.00	3,836 POTOSI	JBE LLC	FORTIN CONSTRUCTION LLC	497.00	460.17	2,136	194,538.00	RES SINGLE FAMILY DWELLING
06/14/13	# 18,942.00	3,806 POTOSI	JBE LLC	FORTIN CONSTRUCTION LLC	497.00	460.17	2,136	194,538.00	RES SINGLE FAMILY DWELLING
06/14/13	# 18,943.00	3,816 POTOSI	JBE LLC	FORTIN CONSTRUCTION LLC	497.00	460.17	2,136	194,538.00	RES SINGLE FAMILY DWELLING

DATE	PERMIT #	ADDRESS	OWNER	CONTRACTOR	PERMIT FEE	PLAN CHECK	SO FOOT	VALUATION	DESCRIPTION	
06/14/13	# 18,945.00	3,828	POTOSI	JBE LLC	FORTIN CONSTRUCTION LLC	497.00	460.17	2,136	194,538.00	RES SINGLE FAMILY DWELLING
06/14/13	# 18,963.00	2,482	ANNIE	KRESGE CONSTRUCTION INC	KRESGE CONSTRUCTION INC	581.00	537.95	2,497	211,001.00	RES SINGLE FAMILY DWELLING
06/17/13	# 18,918.00	353	N FERGUSON	R.K. HANISCH	DZY2 ARCHITECTS	374.00	346.29	1,607	144,318.00	RES SINGLE FAMILY DWELLING
06/17/13	# 18,934.00	2,512	MAIDEN STAR	COLLINS, HOWARD B & MEREDITH	R S BEARROW CONSTRUCTION INC	730.00	675.91	3,137	278,827.00	RES SINGLE FAMILY DWELLING
06/17/13	# 19,030.00	359	N FERGUSON	SIMON, DEANNA K	THIRD STREET DEVELOPMENT, INC	361.00	334.25	1,551	142,088.00	RES SINGLE FAMILY DWELLING
06/17/13	# 19,146.00	3,435	S 27TH	VELOCITY DEVELOPMENT	BRIDGER PEAK CONST G MEGAREL	744.00	-	3,198	290,643.00	RES SINGLE FAMILY DWELLING
06/17/13	# 19,147.00	3,193	SUMMER VIEW	BRIDGER PEAK CONSTRUCTION LLC	BRIDGER PEAK CONST G MEGAREL	664.00	-	2,852	274,417.00	RES SINGLE FAMILY DWELLING
06/17/13	# 19,148.00	3,187	SUMMER VIEW	BRIDGER PEAK CONSTRUCTION LLC	BRIDGER PEAK CONST G MEGAREL	664.00	-	2,852	274,417.00	RES SINGLE FAMILY DWELLING
06/20/13	# 18,472.00	4,591	DANUBE	ST CUSTOM HOMES	ST CUSTOM HOMES LLC	726.00	698.95	3,120	287,669.00	RES SINGLE FAMILY DWELLING
06/20/13	# 18,850.00	422	N MONTANA	NEWTON, BARRY	ARCHER CONSTRUCTION/REMODELING	297.00	274.99	1,720	182,200.00	RES SINGLE FAMILY DWELLING
06/24/13	# 17,000.00	712	E ASPEN	THOMPSON III, SAMUEL & BEAM		907.00	839.79	3,899	329,867.00	RES SINGLE FAMILY DWELLING
06/24/13	# 18,923.00	111	N BROADWAY	DRYSDALE FAMILY LLC	VANDYKE CONSTRUCTION & REMODEL	218.00	201.85	936	99,150.00	RES SINGLE FAMILY DWELLING
06/24/13	# 18,980.00	2,388	LASSO	ASH, BRIAN & LISA M	ASH CONSTRUCTION, INC	770.00	712.94	3,310	301,979.00	RES SINGLE FAMILY DWELLING
06/25/13	# 18,692.00	3,335	S 29TH	McGough Construction	MCGOUGH CONSTRUCTION INC	602.00	557.39	2,589	238,361.00	RES SINGLE FAMILY DWELLING
06/25/13	# 18,740.00	4,840	VINE	COOPER BUILDERS LLC	COOPER BUILDERS LLC	531.00	491.65	3,074	276,715.00	RES SINGLE FAMILY DWELLING
06/25/13	# 18,840.00	3,804	CORWIN	VISION DEVELOPMENT	VISION DEVELOPMENT INC	366.00	338.88	2,117	190,146.00	RES SINGLE FAMILY DWELLING
06/25/13	# 18,888.00	1,450	BOYLAN	RUGHEIMER, PAUL & STACEY	RASMUSSEN CONSTRUCTION INC	583.00	539.80	3,376	301,765.00	RES SINGLE FAMILY DWELLING
06/26/13	# 18,590.00	2,430	N FERGUSON	MCINTOSH	MCINTOSH CONSTRUCTION	475.00	439.80	2,039	184,990.00	RES SINGLE FAMILY DWELLING
06/26/13	# 19,023.00	333	WATER LILY	NORTON RANCH HOMES LLC	SIMPLICITY HOMES LLC	440.00	407.40	1,889	173,662.00	RES SINGLE FAMILY DWELLING
06/26/13	# 19,024.00	355	WATER LILY	NORTON RANCH HOMES LLC	SIMPLICITY HOMES LLC	440.00	407.40	1,889	181,698.00	RES SINGLE FAMILY DWELLING
					23,864.25	19,908.17	123,560	11,077,542.00		

06/03/13	# 19,020.00	403	W SHORT	FIGGINS, EARL	FIGGINS BUILDERS	26.75	17.39	-	1,500.00	RES ALTERATION
06/03/13	# 19,025.00	35	KIMBALL	OYLER, WALTER	CLICK'S CONSTRUCTION, INC	-	-	-	18,000.00	RES ALTERATION
06/04/13	# 18,975.00	1,221	S WILLSON	MICHAELS, KENNETH J & LINDA S	MR RIGHT NOW'S HOME SERVICES	79.50	51.68	-	7,500.00	RES ALTERATION
06/12/13	# 19,067.00	610	DELL	SUNNER, JAN A	DENALI CONSTRUCTION INC	162.00	129.68	-	18,800.00	RES ALTERATION
06/13/13	# 19,098.00	2,611	WESTRIDGE	GEORGE, THOMAS & LORI	GALLATIN VALLEY REMODELING &	169.50	124.80	-	20,000.00	RES ALTERATION
06/14/13	# 19,010.00	1,303	S GRAND	FLAHERTY, PATRICK M & CAROL	SAFRANEK CONSTRUCTION	638.75	474.10	-	150,000.00	RES ALTERATION
06/20/13	# 19,149.00	2,410	WESTRIDGE	SAWAYA, LAURA BLUE PALMER		26.75	19.34	-	1,500.00	RES ALTERATION
06/21/13	# 19,106.00	520	N 3RD	KOLMAN, ANITA & KAREN	FRED ENGBRETSON CONSTRUCTION	87.00	56.55	-	9,000.00	RES ALTERATION
06/24/13	# 19,154.00	425	N IDA	SAAM REAL ESTATE	TIM DEAN CONSTRUCTION, INC	230.75	149.99	-	30,000.00	RES ALTERATION
06/25/13	# 18,845.00	601	S GRAND	ANDERSON, IAN T & LEAH M K	GOFF CONSTRUCTION INC	407.25	331.34	-	75,000.00	RES ALTERATION
06/25/13	# 19,092.00	2,726	HARRIS	STAHL, CAROL KAESSEMAN	CUTLER CONSTRUCTION	72.00	46.80	-	7,000.00	RES ALTERATION
06/04/13	# 18,564.00	1,826	LEEWARD	POPO AGIE PRODUCTIONS LLC	RYAN ENGBRETSON BUILDERS	393.00	363.88	1,689	157,565.00	RES ATTACHED SFD
06/04/13	# 18,565.00	1,838	LEEWARD	POPO AGIE PRODUCTIONS LLC	RYAN ENGBRETSON BUILDERS	393.00	363.88	1,689	157,565.00	RES ATTACHED SFD
06/12/13	# 18,822.00	1,934	LEEWARD	FIRST TIME HOME BUYERS LLC	KIRCHHOFF CONSTRUCTION	373.00	172.68	2,159	200,874.00	RES ATTACHED SFD
06/12/13	# 18,823.00	1,958	LEEWARD	FIRST TIME HOME BUYERS LLC	KIRCHHOFF CONSTRUCTION	373.00	172.68	2,159	200,874.00	RES ATTACHED SFD
06/05/13	# 18,880.00	32	KEAN	JOE BILLION	MILLER CONSTRUCTION, JOHN L	569.75	411.29	-	126,500.00	RES GARAGES & CARPORTS
06/05/13	# 19,044.00	1,031	BERTHOT	NAZERI, AZAR & ALI MOSLEH	T HANSON CONSTRUCTION COMPANY	42.00	-	-	2,400.00	RESIDENTIAL REROOF
06/05/13	# 19,045.00	4,250	BENEPE	CAPRI, JOSEPH & HEATHER	T HANSON CONSTRUCTION COMPANY	79.50	-	-	8,000.00	RESIDENTIAL REROOF
06/06/13	# 19,047.00	406	N 16TH	ARDESSON, COREY	YANT ROOFING	79.50	-	-	8,000.00	RESIDENTIAL REROOF
06/07/13	# 19,062.00	1,407	S BOZEMAN	MUNSHOWER, FRANK F	TURNER CONTRACTING	94.50	-	-	10,000.00	RESIDENTIAL REROOF
06/07/13	# 19,063.00	514	N 11TH	CRAWFORD, JUNE METCALF	GALLATIN ROOFING INC	57.00	-	-	4,175.00	RESIDENTIAL REROOF
06/17/13	# 19,135.00	3,175	FIELDSTONE	NOPPER, LEESA JEANNE	MERIDIAN ROOFING SERVICES, INC	94.50	-	-	9,650.00	RESIDENTIAL REROOF
06/17/13	# 19,142.00	403	W VILLARD	LIVINGSTON, ELIZABETH	CEBULLA CONSTRUCTION	64.50	-	-	6,000.00	RESIDENTIAL REROOF
06/19/13	# 19,165.00	184	NASH CREEK	GRAEVE, JONATHAN	QUALITY ROOFING/SHEETMETAL,INC	184.50	119.93	-	21,264.00	RESIDENTIAL REROOF
06/24/13	# 19,187.00	410	GREENWAY	MONTANA HORSE CO	NEHLS CONSTRUCTION	49.50	-	-	3,400.00	RESIDENTIAL REROOF
06/24/13	# 19,192.00	715	S 12TH	FORBES, JO	HARMON ENTERPRISES CONST INC	29.75	-	-	1,651.00	RESIDENTIAL REROOF
06/25/13	# 19,200.00	612	W BABCOCK	KARNS, SCOTT & RITA	GALLATIN TRADITIONS INC	26.75	-	-	1,000.00	RESIDENTIAL REROOF
06/25/13	# 19,201.00	408	BONNER	COSTAKIS, CATHERINE E	TWILIGHT ROOFING	42.00	-	-	2,800.00	RESIDENTIAL REROOF
06/25/13	# 19,202.00	412	BONNER	PARRISH, RICHARD M	TWILIGHT ROOFING	42.00	-	-	2,800.00	RESIDENTIAL REROOF
06/27/13	# 19,208.00	411	N TRACY	RICHARDSON FAMILY TRUST		79.50	-	-	7,200.00	RESIDENTIAL REROOF
06/27/13	# 19,218.00	503	MORROW	WRIGHT, DAVID B & JEAN J		79.50	-	-	7,800.00	RESIDENTIAL REROOF
06/04/13	# 19,005.00	200	S 15TH	MOULTON, MARY	REMEDY WOOD&METAL ARTISANS LLC	42.00	27.30	-	2,500.00	WINDOW REPLACEMENT PERMIT
06/10/13	# 19,072.00	1,203	HOLLY	STERNHAGEN, MICHAEL D & JEAN I	BOB HANSON CONSTRUCTION	72.00	-	-	7,000.00	WINDOW REPLACEMENT PERMIT
06/10/13	# 19,077.00	1,119	WOODLAND	ELDER, MICHELLE MARIE	MCLANE CONSTRUCTION	94.50	-	-	9,900.00	WINDOW REPLACEMENT PERMIT
06/13/13	# 19,104.00	4,050	W BABCOCK	ASPEN PLACE HOA	GUARDIAN RESTORATION, INC	34.25	-	-	2,000.00	WINDOW REPLACEMENT PERMIT
06/14/13	# 19,120.00	120	E OLIVE	Bruce Weiner	MLINEK CONSTRUCTION	87.00	-	-	8,500.00	WINDOW REPLACEMENT PERMIT
06/19/13	# 19,021.00	212	S 11TH	MONGKOLPLA, PATRANEE		42.00	27.30	-	2,070.00	WINDOW REPLACEMENT PERMIT
06/25/13	# 19,197.00	4,050	W BABCOCK	TIMOTHY RATHBUN	GUARDIAN RESTORATION, INC	42.00	-	-	2,800.00	WINDOW REPLACEMENT PERMIT
					5,460.75	3,060.61	7,696	1,312,588.00		

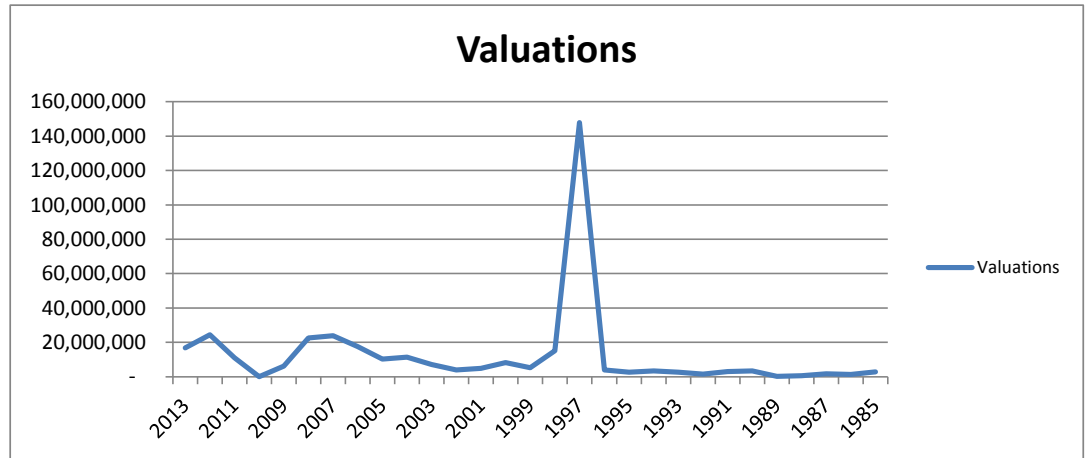
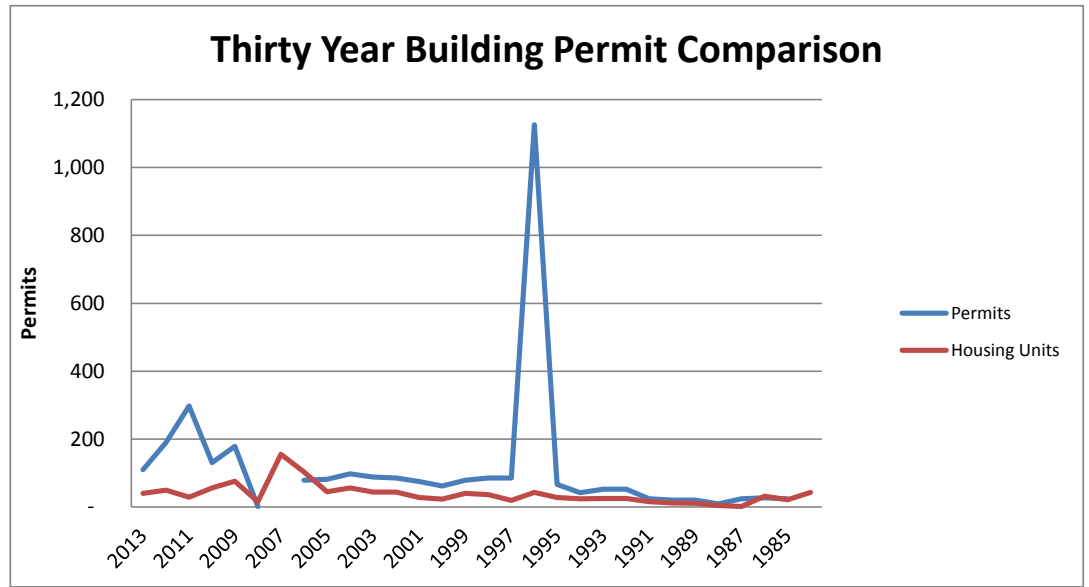
June 2013: 125 Permits; 41 New Housing Units; \$19,785,020.00 Valuation

June 2012: 190 Permits; 49 New Housing Units; \$16,820,711.00 Valuation

61,575.84 **35,245.60** **156,895** **19,785,020.00**

**Month of June
THIRTY YEAR BUILDING PERMIT COMPARISON**

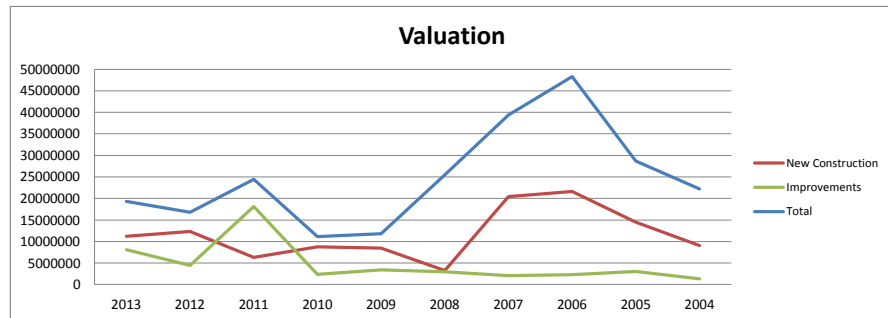
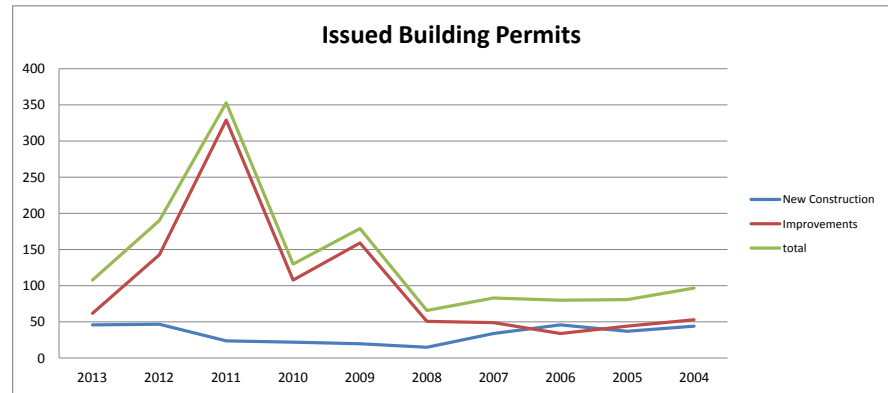
June	Permits	Housing Units	Valuation	YTD Permits	YTD Units
2013	110	40.00	19,785,020	521.00	149
2012	190	49.00	16,820,711	411.00	109
2011	297	29.00	24,445,084	647.00	112
2010	130	56.00	11,119,650	969.00	60
2009	179	76.00	4	396.00	82
2008	1	15.00	6,171,918	423.00	35
2007		155.00	22,543,323	298.00	139
2006	79	103.00	23,896,568	364.00	282
2005	81	45.00	17,578,203	327.00	230
2004	97	56.00	10,374,439	341.00	343
2003	88	44.00	11,474,478	305.00	282
2002	85	44.00	7,201,609	316.00	190
2001	75	28.00	3,982,910	244.00	127
2000	62	23.00	4,884,367	222.00	131
1999	79	40.00	8,183,634	232.00	174
1998	85	36.00	5,296,533	216.00	121
1997	85	19.00	15,181,958	280.00	122
1996	1,126	43.00	147,889,594	4,933.00	2,318
1995	66	28.00	4,041,970	274.00	217
1994	42	24.00	2,761,141	264.00	93
1993	52	25.00	3,469,043	208.00	116
1992	52	25.00	2,600,125	183.00	120
1991	24	15.00	1,532,750	165.00	88
1990	20	12.00	2,983,290	102.00	49
1989	20	11.00	3,371,140	74.00	40
1988	9	4.00	329,976	45.00	19
1987	24	1.00	672,240	47.00	15
1986	27	31.00	1,692,098	58.00	7
1985	24	21.00	1,291,224	85.00	44
1984	31	43.00	2,830,592	98.00	48



**SINGLE MONTH COMPARISON FOR 10 YEAR BUILDING PERMITS
BUILDING DEPARTMENT -- CITY OF BOZEMAN**

	41,426.00		41,061.00		40,695.00		40,330.00		Jun-09	
	BP\U	Valuation	BP\U	Valuation	BP\U	Valuation	BP\U	Valuation	BP\U	Valuation
New Construction										
Single Family	41	9,637,313.00	30	8,074,926.00	22	5,315,250.00	20	4,927,343.00	12	2,726,250
Multi Family	1	1,174,679.00			1	409,401.00	1	3,735,325.00	4	4,982,742
Duplex			4	1,519,708.00						
Townhomes			4	1,722,184.00			8		4	730,517
Commercial	1		2	955,650.00	1	614,459.00	5	97,834.00		
Other		424,748.00	1	69,504.00						
SUB-TOTAL	43	11,236,740.00	41	12,341,972.00	24	6,339,110.00	34	8,760,502.00	20	8,439,509
Improvements										
Residential	38	726,670.00	97	1,180,997.00	245	2,492,245.00	66	752,643.00	134	1,686,141
Commercial	21	7,378,283.00	34	3,192,599.00	73	15,481,564.00	29	1,473,009.00	18	1,626,787
Fire Supression Systems	3	909.50			5	99,568.00	6	65,996.00	2	4,550
Other			12	105,143.00	6	32,597.00	7	67,500.00	5	56,786
SUB-TOTAL	62	8,105,862.50	143	4,478,739.00	329	18,105,974.00	108	2,359,148.00	159	3,374,264
TOTAL PERMITS	105	19,342,602.50	184	16,820,711.00	353	24,445,084.00	142	11,119,650.00	179	11,813,773

	273.00		522.00		1,036.00		409.00		Jun-04	
	BP\U	Valuation	BP\U	Valuation	BP\U	Valuation	BP\U	Valuation	BP\U	Valuation
New Construction										
Single Family	7	1,678,566.00	20	5,170,247.00	25	5,394,433.00	21	4,170,881.00	27	4,745,671
Multi Family			6	14,141,557.00	4	8,107,593.00	2	896,760.00	2	811,187
Duplex			2	383,194.00	12	4,329,835.00	5	1,295,653.00	6	1,482,622
Townhomes	8	1,555,222.00	4	413,792.00			4	1,024,348.00		
Commercial			1	292,709.00	4	3,763,691.00	4	7,092,221.00	4	2,023,534
Other			1	55,872.00	1	25,000.00	1	35,100.00	5	5,000
SUB-TOTAL	15	3,233,788.00	34	20,457,371.00	46	21,620,552.00	37	14,514,963.00	44	9,068,014
Improvements										
Residential	20	975,174.00	24	611,253.00	18	423,650.00	13	964,229.00	31	442,380
Commercial	16	1,841,971.00	14	1,012,311.00	12	1,596,366.00	26	1,992,141.00	20	791,045
Fire Supression Systems	4	18,285.00	9	447,388.00	3	221,000.00	2	64,870.00	2	73,000
Other	11	102,700.00	2	15,000.00	1	25,000.00	3	4,200.00		
SUB-TOTAL	51	2,938,130.00	49	2,085,952.00	34	2,266,016.00	44	3,025,440.00	53	1,306,425
TOTAL PERMITS	171	25,514,520.50	267	39,364,034.00	433	48,331,652.00	223	28,660,053.00	276	22,188,212



IMPACT FEES 2013

MONTH	STREET	FIRE	WATER	WW	MONTHLY	YTD
January	88,225	19,923.20	97,178	82,496.92	287,824	287,823.60
February	123,589	12,756.00	81,620	51,384.00	269,349	557,172.60
March	246,189	25,787.00	151,204	99,242.00	522,422	1,079,594.90
April	259,267	25,876.66	138,091	87,998.13	511,233	1,590,828.12
May	259,771	22,134.29	161,035	93,017.31	535,958	2,126,785.91
June	231,825	21,132.51	97,632	59,719.12	410,309	2,537,095.36
July						
August						
September						
October						
November						
December						

BUILDING REVENUE, FISCAL YEAR 2013

MONTH	BUILDING	PLAN REVIEW	ELECTRIC	PLUMBING	Fire Alarm/ Suppression	Penalty/ Other Fees	Monthly	YTD
June, 13	28,516.40	38,323.00	7,041.00	5,761.00	910.00	530.00	52,565.00	1,146,946.00
May, 13	40,522.00	58,250.00	8,921.00	14,528.00	257.00	150.00	4.00	1,094,381.00
April, 13	69,038.40	102,571.00	15,962.00	20,289.00	1,167.00	680.00	52,569.00	2,241,327.00
March, 13	49,599.75	53,270.28	5,083.26	8,633.25	49.50	1,391.00	118,027.04	858,380.10
February, 13	27,985.00	45,180.00	3,942.00	6,923.00	204.00	1,048.00	85,282.00	740,353.06
January, 13	22,378.30	41,454.00	3,510.00	10,675.00	1,922.00	1,637.75	81,577.05	655,071.06
December, 12	12,636.00	14,364.90	3,015.00	5,640.50	3,056.25	955.75	39,668.40	573,494.01
November, 12	31,242.71	20,054.81	6,332.75	10,356.50	793.50	-	68,780.27	533,825.61
October, 12	59,889.00	36,665.00	8,486.00	11,869.00	513.00	526.00	117,948.00	465,045.34
September, 12	65,720.00	45,232.00	9,336.00	8,656.00	174.00	355.00	129,473.00	347,097.34
August, 12	51,068.25	34,831.73	6,104.50	3,742.00	114.00	2,542.75	98,403.23	145,738.21
July, 12	40,286.21	62,576.15	6,215.00	9,359.50	-	784.25	119,221.11	119,221.11

Figures are for June-13	Housing Starts			Remodels & Additions (includes fences, garages & reroofs)		
	Permits\Units	Valuation	Sq Footage	Residential	#	Valuation
Single Family	41	9,637,313.00	110,564	Commercial	38	726,670.00
Duplex					21	7,378,283.00
Multi-Plex	1	1,174,679.00	11,916		COMMERCIAL STARTS	
Townhome					Bldgs	Valuation
Other						Sq Footage
Total New:	42	10,811,992.00	4	CITY	-	