



BUILDING PERMIT REPORT

January 2013/FY 2013

FISCAL YEAR 2013

	Jan-2013		Jan-2012		YTD as of 01-2013		YTD as of 01-2012	
	THIS MONTH - FY2013		THIS MONTH - FY2012		YEAR TO DATE - FY2013		YEAR TO DATE - FY2012	
NEW CONSTRUCTION	NO	VALUATION	NO	VALUATION	NO	VALUATION	NO	VALUATION
SINGLE FAMILY	28	6,681,857.00	9	2,585,432.00	174	43,141,868.00	76	16,043,070.00
DUPLEX (1 Bldg)	2	388,054.00			8/16	2,469,102.00		
MULTI-FAMILY UNITS					11	16,317,641.00		
MISC (GARAGE, SHED, FENCE, ETC.)	1	96,385.00			13	382,690.00	2	40,001.00
ASSEMBLY					4	2,622,194.00	1	3,914,605.00
BUSINESS					1	190,125.00	2	2,169,145.00
EDUCATIONAL					2	11,424,120.00	1	7,067,422.00
FACTORY								
HAZARDOUS								
INSTITUTIONAL								
MERCHANTILE					1	1,151,150.00		
MOTEL/HOTEL					2	9,376,380.00		
STORAGE					1	319,909.00	1	60,000.00
TOTAL	31	7,166,296.00	9	2,585,432.00	209	80,386,984.00	80\138	29,294,243.00
ADDITION/REMODEL	NO.	VALUATION	NO.	VALUATION	NO.	VALUATION	NO.	VALUATION
RESIDENTIAL	9	223,266.00	33	635,807.00	317	4,300,731.00	1,992	18,430,016.00
COMMERCIAL	29	1,503,165.00	27	1,120,782.00	225	12,632,450.00	521	16,604,834.00
TOTAL	38	1,726,431.00	60	1,756,589.00	504	87,395,179.00	2,513	35,034,850.00
CONSTRUCTION VALUE								
REVENUE	NO	AMOUNT	NO	AMOUNT	NO	AMOUNT	NO	AMOUNT
BUILDING	68	22,378.30	75	18,397.75	738	276,763.00	2,596	322,486.00
PLAN CHECK	94	41,454.00	66	15,987.82	542	255,798.00	379	117,831.00
ELECTRICAL	56	3,510.00	47	3,466.00	473	52,336.00	339	23,601.00
PLUMBING/MECHANICAL	98	10,675.00	69	4,868.75	632	60,300.00	388	40,001.00
FIRE ALARM/SUPPRESSION SYSTEMS	11	1,922.00	8	959.00	66	6,573.00	28	3,391.00
DEMOLITION	2	150.00	4	300.00	24	1,800.00	12	900.00
CODE ENFORCEMENT			4	300.00	1	825.00	7	750.00
PENALTIES	8	1,487.75	7	623.00	29	3,201.00	32	3,628.00
Extensions-Permits & Apps	2	150.00			17	1,275.00		
INSPECTION FEES			4	475.00	14	1,313.00	29	3,195.00
MISC REVENUE	5	263.00	1	2.00	52	410.00		35.00
TOTAL	344	81,990.05	210	26,981.57	2,588	660,594.00	3,810	515,818.00

Mr Chris Kukulski
 City Manager
 PO Box 1230
 Bozeman MT 59771

Dear Mr Kukulski:

The following report is submitted to show the permits issued and fees charged for the month of **January 2013**. The list of building, plumbing and electrical permits are attached in addition to the monthly and yearly summary of housing and commercial building activity.

	2013		2012	
	No.	Fee	No.	Fee
Electrical Permits	56	3,510.00	47	3,466.00
Plumbing/Mechanical Permits	98	10,675.00	69	4,868.75
Demolition Permits	2	150.00	4	300.00
Fire Alarm/Supression Systems	11	1,922.00	8	959.00
Inspection Fees	-	-	4	475.00
Code Enforcement Fees	-	-	4	300.00
Extensions-Permits & Applications	2	150.00		
Penalty Fees	-	1,487.75	7	623.00
Plan Check Fees	94	41,454.00	66	15,987.82
Building Permits	68	22,378.30	75	18,397.75
SUB-TOTALS:	331	81,727.05	284	45,377.32
Other Bldg Div Rev.			1	2.00
New Water - Residential	27	7,031.61	9	2,343.87
Water Payback Fees				
New Water - Commercial			1	260.43
New Sewer - Residential	28	588.00	9	189.00
New Sewer - Commercial			1	21.00
Water/Sewer Inspection Fee	27	2,700.00	10	1,000.00
Water Renewal				
Sewer Renewal				
Eng. Maps/Prints/Docs	3	87.00	7	67.00
Floodplain Dev. Permits				
Waste Water Dischg. Permits				
Degredation Permit				
Street Cut Permits				
Street/Alley Vacation Fees				
Cash-in-Lieu of Water Rights				
Other Eng. Misc. Rev.				
Planning Docs/Maps				45,642,356.00
Master Plan Amendment				
Subdivision Review Fees				
Improvements Agreement	2	600.00	2	690.66
Other Planning Div. Rev.	8	216.25	9	154.00
Zoning/Comm. Dev. Docs/Maps				
Certificate of Appropriateness COA				
Zone Map/Code Amendments				
Storm Water Permits	1	75.00		
Pay-in-lieu of Parks				
Planning & Zoning	21	8,394.00	12	2,635.00
Annexation Fees				
V & A - Appeals				
V & A - Variances				
Other Zoning/CD Rev/Sign Tag				
Planned Unit Development - PUD				
Street Impact Fees	29	88,225.32	10	33,878.70
Fire Impact Fees	28	19,923.20	10	9,125.28
Water Impact Fees	27	97,178.16	10	37,239.91
WasteWater Impact Fees	27	82,496.92	10	34,027.42
SUB-TOTAL:	228	307,515.46	101	45,763,990.27
TOTAL RECEIPTS:	559	389,242.51	385	45,809,367.59

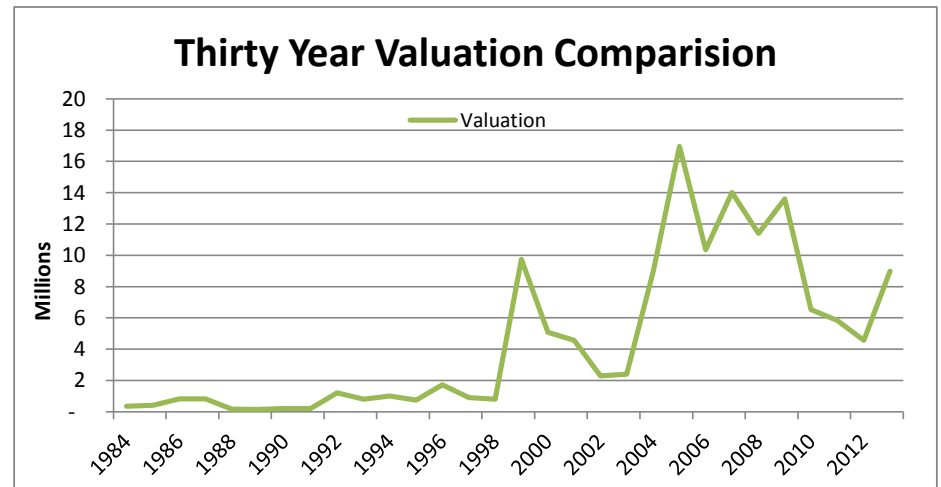
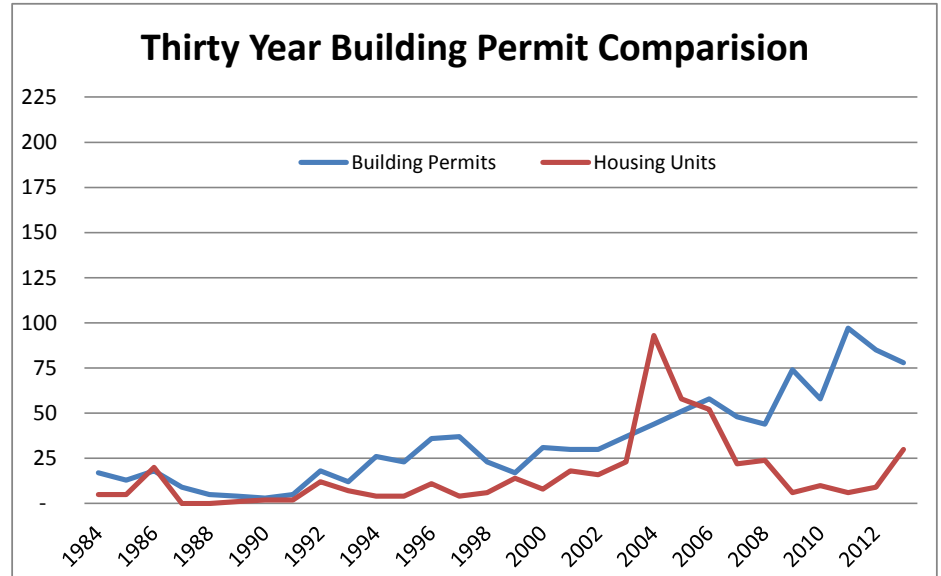
Respectfully submitted,

Bob Risk
 Chief Building Official

DATE	PERMIT #	ADDRESS	OWNER	CONTRACTOR	PERMIT FEE	PLAN CHECK	SO FT	VALUATION	DESCRIPTION
01/03/13	12 18261	101 E MAIN	GENERAL WILLSON BUILDING LLC	GOFF CONSTRUCTION INC	509.75	364.49		107,000.00	COMM TENANT IMPROVEMENT
01/15/13	12 18269	17 S TRACY	VINCENTVIEW LLC	SD&C INC	207.00	205.56		25,000.00	COMM TENANT IMPROVEMENT
01/02/13	12 18285	1,891 BOOTHILL	TFP ENTERPRISES LLC	AQUA BLOCK ROOFING	249.75	-		33,169.00	COMMERCIAL REROOF
01/23/13	13 18359	207 S 10TH	KAUAMO, MARILYN FIXMER	MERIDIAN ROOFING SERVICES, INC	49.50	-		3,950.00	COMMERCIAL REROOF
01/15/13	12 18274	800 WHEAT	LODGING INVESTORS LLC	AUTHORITY BUILDERS	139.50	100.43		15,800.00	COMM ADDITION
01/08/13	12 18217	1,520 W MAIN	HARRIS BROTHERS L P	ASPEN CONST & ENGINEERING LLP	49.50	105.30		194,538.00	COMM ALTERATION
01/08/13	12 18271	220 W MAIN	ROMAN CATHOLIC BISHOP - HELENA	GALLATIN VALLEY ELEVATOR	64.50	66.30		5,850.00	COMM ALTERATION
01/08/13	12 18290	35 E MAIN	GPF-POWDERHORN LLC	R & R TAYLOR CONSTRUCTION, INC	79.50	51.68		7,200.00	COMM ALTERATION
01/09/13	13 18310	204 N 7TH	WEINSTEIN, RONALD S &	ALL ABOUT VACUUMS	26.75	-		1,500.00	COMM ALTERATION
01/10/13	12 18268	101 E MAIN	WILLSON BUILDING CONDOS	LANGLAS & ASSOCIATES, INC	482.00	346.94		98,000.00	COMM ALTERATION
01/11/13	12 18252	920 TECHNOLOGY	Advanced Technology Inc	LUTEY CONSTRUCTION/CRAFTSMAN	216.50	211.74		38,000.00	COMM ALTERATION
01/11/13	13 18301	1,104 N ROUSE	KENYON NOBLE LUMBER CO	KOSTECKY CONSTRUCTION INC.	358.50	233.03		60,000.00	COMM ALTERATION
01/11/13	13 18304	1,400 S 19TH	MT DEPT OF FISH WLDLIF & PARKS	MONTANA CONSTRUCTION WORKS	42.00	27.30		2,250.00	COMM ALTERATION
01/11/13	13 18323	920 TECHNOLOGY	MSU Foundation	OVERHAUL LLC	94.50	-		9,120.00	COMM ALTERATION
01/15/13	12 17625	915 HIGHLAND	BOZEMAN DEACONESS HOSPITAL	MARTEL CONSTRUCTION, INC	57.00	37.05		728,148.00	COMM ALTERATION
01/18/13	13 18315	708 N ROUSE	BOZEMAN CREEK PROPERTIES LLC		221.25	143.81		28,000.00	COMM ALTERATION
01/18/13	13 18336	721 S 9TH	FARGOT, HENRY C	VIDMAR CONSTRUCTION, INC	42.00	27.30		2,800.00	COMM ALTERATION
01/23/13	12 18224	109 BRIDGER CENTER	CJ5 VENTURES	RIPEL'S CONSTRUCTION SERVICES	147.00	159.25		17,000.00	COMM ALTERATION
01/25/13	12 18263	- MSU - WILSON HAL	Montana State University	KRUSE ENTERPRISES INC	325.75	254.15		50,000.00	COMM ALTERATION
01/28/13	13 18353	429 E STORY	FAMILY PROMISE OF GALLATN VALY	SIMEONE DESIGN-BUILD	72.00	46.80		6,300.00	COMM ALTERATION
01/30/13	13 18379	1,532 ELLIS	LUSIN, GARY	HULTMAN CONSTRUCTION LLC	49.50	37.05		3,330.00	COMM ALTERATION
					3,483.75	2,418.18	-	1,436,955.00	
01/30/13	12 17712	3,401 FEN	WAY TROUT MEADOWS LLC	MOUNTAIN WEST DYNAMARK INC	154.50			3,600.00	FIRE ALARM SYSTEMS PERMIT
01/30/13	12 17713	3,483 FEN	WAY TROUT MEADOWS LLC	MOUNTAIN WEST DYNAMARK INC	154.50			3,600.00	FIRE ALARM SYSTEMS PERMIT
01/30/13	12 17886	3,449 FEN	WAY TROUT MEADOWS LLC	MOUNTAIN WEST DYNAMARK INC	154.50			3,600.00	FIRE ALARM SYSTEMS PERMIT
01/30/13	12 17933	3,469 FEN	WAY TROUT MEADOWS LLC	MOUNTAIN WEST DYNAMARK INC	154.50			3,600.00	FIRE ALARM SYSTEMS PERMIT
01/30/13	12 18020	3,495 FEN	WAY TROUT MEADOWS LLC	MOUNTAIN WEST DYNAMARK INC	154.50			3,600.00	FIRE ALARM SYSTEMS PERMIT
01/10/13	13 18293	443 E MAIN	ST WIMPYS PALACE LLC	FIRE GUYS LEASING INC	34.25			1,926.00	FIRE SUPPRESSION SYSTEMS PERMIT
01/14/13	12 17873	1,553 N 19TH	AVE STONE RIDGE PARTNERS LLC	BELISLE CONSTRUCTION	230.75			30,000.00	FIRE SUPPRESSION SYSTEMS PERMIT
01/04/13	12 17754	5,889 E VALLEY CENTER	RD RW BOZEMAN, LLC	LEGACY BUILDERS INC/RIVETT CON	221.25			28,000.00	FIRE ALARM SYSTEMS PERMIT
01/10/13	12 17754	5,889 E VALLEY CENTER	RD RW BOZEMAN, LLC	LEGACY BUILDERS INC/RIVETT CON	394.25			71,000.00	FIRE SUPPRESSION SYSTEMS PERMIT
01/17/13	11 16138	115 N 19TH	AVE MONTANA CVS PHARMACY	TRI-C CONSTRUCTION CO INC	211.75			25,500.00	FIRE SUPPRESSION SYSTEMS PERMIT
					1,864.75	-	-	174,426.00	
01/18/13	13 18337	200 S 23RD	AVE U2 LLC	BUILDING DIMENSIONS INC	75.00				DEMOLITION PERMIT
01/28/13	13 18361	1,010 E MAIN	ST PARK PLACE BOZEMAN LLC	GREATER GALLATIN CONTRACTORS R	75.00			46,000.00	DEMOLITION PERMIT
					150.00	-	-	46,000.00	
01/14/13	12 18276	1,611 S 11TH	AVE TOWN AND COUNTRY FOODS S 11TH	TREASURE STATE SIGNS	34.25	22.26		2,000.00	SIGN PERMIT
01/14/13	12 18279	1,765 N 19TH	AVE THORTON GTWY PARTNERSHIP	GALLATIN VALLEY SIGNS LTD/DBA	102.00	66.30		10,210.00	SIGN PERMIT
01/17/13	13 18318	23 S TRACY	AVE BETHERE LLC	MEDIA STATION DESIGN WORKS	26.75	17.39		1,500.00	SIGN PERMIT
01/17/13	13 18319	242 E MAIN	ST Anna Milner	MEDIA STATION DESIGN WORKS	26.75	17.39		1,500.00	SIGN PERMIT
01/22/13	13 18329	1,620 N 19TH	AVE Bridger Peaks Holdings	TREASURE STATE SIGNS	57.00	37.05		5,000.00	SIGN PERMIT
					246.75	160.39	-	20,210.00	
01/07/13	12 18078	212 N CHURCH	AVE CHURCH DIRT LLC		341.00	315.73	1,464	96,385.00	ADU
01/08/13	12 18211	3,771 LADUKE	ST MOOS REAL ESTATE LLC 50%	TILLEMAN CONSTRUCTION INC	497.00	460.17	2,136	194,538.00	RES ATTACHED SFD
01/08/13	12 18213	3,765 LADUKE	ST MOOS REAL ESTATE LLC 50%	TILLEMAN CONSTRUCTION INC	497.00	460.17	2,136	194,538.00	RES ATTACHED SFD
01/14/13	12 18115	2,218 HOOVER	WAY MURRAY, CRAIG R	FORTIN CONSTRUCTION LLC	390.00	361.10	1,674	151,158.00	RES ATTACHED SFD
01/14/13	12 18116	2,206 HOOVER	WAY MURRAY, CRAIG R	FORTIN CONSTRUCTION LLC	519.00	480.54	2,229	189,126.00	RES ATTACHED SFD
01/14/13	12 18117	2,214 HOOVER	WAY MURRAY, CRAIG R	FORTIN CONSTRUCTION LLC	454.00	420.36	1,949	166,870.00	RES ATTACHED SFD
01/14/13	12 18118	2,222 HOOVER	WAY MURRAY, CRAIG R	FORTIN CONSTRUCTION LLC	454.00	420.36	1,949	166,870.00	RES ATTACHED SFD
01/28/13	12 18113	3,775 PIPESTONE	ST JBE LLC	FORTIN CONSTRUCTION LLC	497.00	460.17	2,136	194,538.00	RES ATTACHED SFD
01/28/13	12 18114	3,789 PIPESTONE	ST JBE LLC	FORTIN CONSTRUCTION LLC	497.00	460.17	2,136	194,538.00	RES ATTACHED SFD
01/31/13	13 18302	21 KIMBALL	AVE ELY, MATTHEW	ELYTE WOOD WORKS	781.00	723.13	3,358	388,054.00	RES DUPLEX (2 UNITS)
01/04/13	12 18170	1,255 ADVANCE	DR COVENANT INVESTMENTS INC	DAVIS DEVELOPMENT LLC	430.00	398.14	1,848	167,666.00	RES SINGLE FAMILY DWELLING
01/04/13	12 18184	1,273 ADVANCE	DR COVENANT INVESTMENTS INC	DAVIS DEVELOPMENT LLC	430.00	398.14	1,848	167,666.00	RES SINGLE FAMILY DWELLING
01/07/13	12 17672	731 N YELLOWSTONE	AVE MILLS, STEVE	AARON MILLS CONSTRUCTION	562.00	520.36	2,413	221,034.00	RES SINGLE FAMILY DWELLING
01/07/13	12 18237	3,543 S 27TH	AVE MCINTOSH CONSTRUCTION INC	MCINTOSH CONSTRUCTION	602.00	557.39	2,587	238,347.00	RES SINGLE FAMILY DWELLING
01/10/13	12 18032	2,026 SOUTHBRIDGE	DR HOLYOKE IV INC	BRIDGER PEAK CONST G MEGAREL	811.00	750.90	3,486	310,113.00	RES SINGLE FAMILY DWELLING
01/16/13	12 18031	2,017 SOUTHBRIDGE	DR HOLYOKE IV INC	BRIDGER PEAK CONST G MEGAREL	770.00	712.94	3,311	304,332.00	RES SINGLE FAMILY DWELLING
01/17/13	12 18258	1,121 S CEDARVIEW	DR Andrew Hurlburt	MCINTOSH CONSTRUCTION	615.00	569.43	2,645	248,920.00	RES SINGLE FAMILY DWELLING
01/18/13	12 18244	3,813 EQUESTRIAN	LN BEST, MICHAEL A	EDGE CONSTRUCTION, LLC	591.00	547.21	2,540	239,978.00	RES SINGLE FAMILY DWELLING
01/18/13	12 18287	3,095 BLACKBIRD	DR Trivistes International Inc	LIFESPACE HOMES	539.00	499.06	2,314	192,043.00	RES SINGLE FAMILY DWELLING
01/18/13	13 18298	1,611 MAIDEN SPIRIT	ST RASMUSSEN CONSTRUCTION INC	RASMUSSEN CONSTRUCTION INC	758.00	701.83	3,260	289,808.00	RES SINGLE FAMILY DWELLING
01/18/13	13 18344	3,578 LEMHI TRAIL	DR SKOGEN, ALLAN	CHASE-SKOGEN HOMES, INC	638.00	-	2,742	252,783.00	RES SINGLE FAMILY DWELLING
01/22/13	12 17922	3,838 CORWIN	ST ROI LLC	MOXIE CONSTRUCTION INC	456.00	422.21	1,958	186,024.00	RES SINGLE FAMILY DWELLING
01/23/13	12 18240	2,029 SOUTHBRIDGE	DR Bridger Peak Const.	BRIDGER PEAK CONST G MEGAREL	775.00	717.57	3,332	298,096.00	RES SINGLE FAMILY DWELLING
01/24/13	12 18280	1,484 POST	DR HOWIE, WILLIAM A & ANN	CHASE-SKOGEN HOMES, INC	863.00	799.05	3,711	362,039.00	RES SINGLE FAMILY DWELLING
01/24/13	13 18295	4,786 VINE	ST RIVER ROCK INVESTMENTS LLC	MOUNTAIN HIGH HOMES INC	893.00	826.83	3,839	352,199.00	RES SINGLE FAMILY DWELLING
01/29/13	12 17904	3,381 S 27TH	AVE Velocity Developments	BRIDGER PEAK CONST G MEGAREL	744.00	688.87	3,198	290,643.00	RES SINGLE FAMILY DWELLING
01/29/13	12 18248	2,045 SOUTHBRIDGE	DR Bridger Peak Construction	BRIDGER PEAK CONST G MEGAREL	668.00	618.50	2,872	251,351.00	RES SINGLE FAMILY DWELLING
01/30/13	12 18284	342 CHRISTOPHER	WAY Sue Fulton	SWIFTCURRENT BUILDERS LLC	459.00	424.99	1,973	237,729.00	RES SINGLE FAMILY DWELLING
01/30/13	12 18286	330 CHRISTOPHER	WAY Gene Cook	SWIFTCURRENT BUILDERS LLC	589.00	545.36	2,530	178,726.00	RES SINGLE FAMILY DWELLING
01/30/13	13 18305	2,624 GOLDEN SUN	DR Joe Robb	JPR CONSTRUCTION INC	832.00	770.35	3,575	343,799.00	RES SINGLE FAMILY DWELLING
					17,952.00	16,031.03	77,149	7,069,911.00	
01/07/13	12 18254	815 W CURTISS	ST HENKLE, JASON & AMY		79.50	51.68		8,000.00	RES ADDITION

DATE	PERMIT #	ADDRESS				OWNER	CONTRACTOR	PERMIT FEE	PLAN CHECK	SQ FT	VALUATION	DESCRIPTION
01/03/13	12	18208	619	W	OLIVE	ST	KIRKLAND, SUSAN R & JOHNNY P	COUBROUGH CONSTRUCTION INC	154.50	115.05	18,000.00	RES ALTERATION
01/14/13	13	18327	307	S	8TH	AVE	David Sovulewski	SOVULEWSKI CONSTRUCTION	169.50	146.90	20,000.00	RES ALTERATION
01/15/13	13	18308	323	S	WALLACE	AVE	BALL, JEFFREY A & KATHERINE	ONSITE ENERGY LLC	109.50	66.30	11,475.00	RES ALTERATION
01/16/13	12	18242	2,109		LOMAS	DR	UNGERSMA, PATRICK & SHANNON	AUTHENTIC INC	554.75	433.06	121,291.00	RES ALTERATION
01/28/13	13	18322	506	E	COTTONWOOD	ST	WOOD, EDWARD & SHANA		79.50	71.18	7,500.00	RES ALTERATION
01/29/13	13	18386	616	W	STORY	ST	RINKER, CHARLES & KATHERINE	MCPHIE CABINETRY				RES ALTERATION
01/30/13	12	18154	517	S	3RD	AVE	JOHNSON, LAWRENCE A,NANCY M, &	GOFF CONSTRUCTION INC	42.00	27.30	2,500.00	RES ALTERATION
01/30/13	13	18342	517	S	3RD	AVE	JOHNSON, LAWRENCE A,NANCY M, &	GOFF CONSTRUCTION INC	254.50	228.80	34,500.00	RES ALTERATION
01/28/13	13	18351	714	S	8TH	AVE	CAMPUS CHRISTIAN CENTER	SHAHN STEELE CORPORATION	117.00	76.05	12,300.00	WINDOW REPLACEMENT PERMIT
								1,481.25	1,164.64	-	227,566.00	
								25,178.50	19,774.24	77,149	8,975,068.00	
January 2013: 78 Permits; 30 New Housing Units; \$8,975,068.00 Valuation												
January 2012: 85 Permits; 9 New Housing Units; \$4,558,743 .00 Valuation												

Month of January THIRTY YEAR BUILDING PERMIT COMPARISON					
January	Permits	Housing Units	Valuation	YTD Permits	YTD Units
2013	78	30	8,975,068	78	30
2012	85	9	4,558,743	85	9
2011	97	6.00	5,831,723	97	6
2010	58	10.00	6,520,687	58	10
2009	74	6.00	13,608,332	74	6
2008	44	24.00	11,402,748	44	24
2007	48	22.00	14,015,895	48	22
2006	58	52.00	10,364,161	58	52
2005	51	58.00	16,958,708	51	58
2004	44	93.00	8,965,432	44	93
2003	37	23.00	2,390,790	37	23
2002	30	16.00	2,292,141	30	16
2001	30	18.00	4,568,628	30	18
2000	31	8.00	5,088,421	31	8
1999	17	14.00	9,733,416	17	14
1998	23	6.00	810,730	23	6
1997	37	4.00	916,141	37	4
1996	36	11.00	1,729,696	36	11
1995	23	4.00	744,960	23	4
1994	26	4.00	1,005,195	26	4
1993	12	7.00	805,376	12	7
1992	18	12.00	1,216,450	18	12
1991	5	2.00	202,594	5	2
1990	3	2.00	213,085	3	2
1989	4	1.00	140,840	4	1
1988	5	-	166,300	5	-
1987	9	-	822,690	9	-
1986	18	20.00	834,032	18	20
1985	13	5.00	408,681	13	5
1984	17	5.00	350,372	17	5



IMPACT FEES 2012

MONTH	STREET	FIRE	WATER	WW	MONTHLY	YTD
January	88,225.32	19,923.20	97,178.16	82,496.92	287,823.60	287,823.60
February						
March						
April						
May						
June						
July						
August						
September						
October						
November						
December						

BUILDING REVENUE, FISCAL YEAR 2013

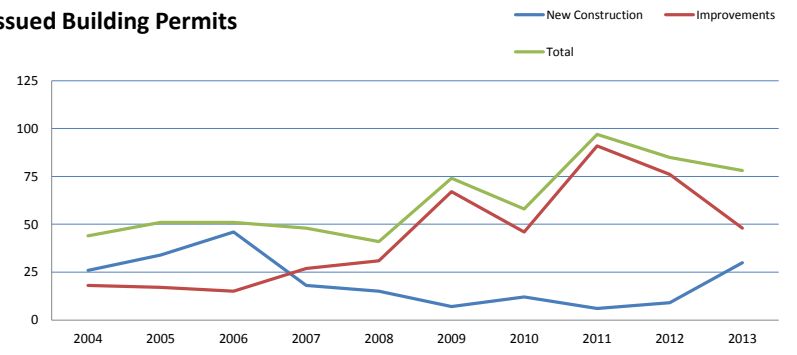
MONTH	BUILDING	PLAN REVIEW	ELECTRIC	PLUMBING	Fire Alarm/ Suppression	Penalty/ Other Fees	Monthly	YTD
June, 13								
May, 13								
April, 13								
March, 13								
February, 13								
January, 13	22,378	41,454.00	3,510.00	10,675.00	1,922.00	1,637.75	81,577.05	655,071.06
December, 12	12,636	14,364.90	3,015.00	5,640.50	3,056.25	955.75	39,668.40	573,494.01
November, 12	31,243	20,054.81	6,332.75	10,356.50	793.50	-	68,780.27	533,825.61
October, 12	59,889	36,665.00	8,486.00	11,869.00	513.00	526.00	117,948.00	465,045.34
September, 12	65,720	45,232.00	9,336.00	8,656.00	174.00	355.00	129,473.00	347,097.34
August, 12	51,068	34,831.73	6,104.50	3,742.00	114.00	2,542.75	98,403.23	145,738.21
July, 12	40,286	62,576.15	6,215.00	9,359.50	-	784.25	119,221.11	119,221.11

**SINGLE MONTH COMPARISON FOR 10 YEAR BUILDING PERMITS
BUILDING DEPARTMENT -- CITY OF BOZEMAN**

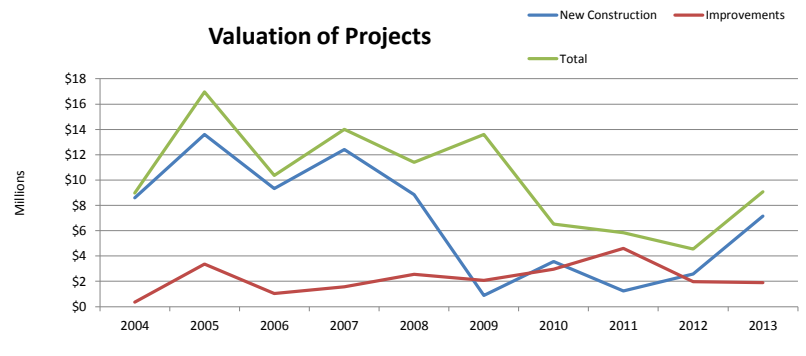
	Jan-13		Jan-12		Jan-11		Jan-10		Jan-09	
	BP\U	Valuation	BP\U	Valuation	BP\U	Valuation	BP\U	Valuation	BP\U	Valuation
New Construction										
Single Family	20	5,229,681.00	9	2,585,432.00	6	1,241,853.00	10	2,356,154.00	2	610,710.00
Multi Family										
Duplex	1	388,054.00								
Townhomes	8	1,452,176.00							4	702,258.00
Commercial							2	1,218,212.00	1	10,213,849.00
Other	1	96,385.00								
SUB-TOTAL	30	7,166,296.00	9	2,585,432.00	6	1,241,853.00	12	3,574,366.00	7	11,526,817.00
Improvements										
Residential	9	223,266.00	33	635,807.00	53	493,681.00	18	330,955.00	42	404,320.00
Commercial	29	1,503,165.00	27	1,120,782.00	32	3,903,731.00	16	2,453,445.00	15	1,325,395.00
Fire Systems	10	174,426.00	8	116,010.00	3	164,958.00	9	85,300.00	4	265,300.00
Other			8	100,712.00	3	27,500.00	3	76,621.00	6	86,500.00
SUB-TOTAL	48	1,900,857	76	1,973,311	91	4,589,870	46	2,946,321	67	2,081,515
TOTAL PERMITS	78	9,067,153.00	85	4,558,743.00	97	5,831,723.00	58	6,520,687.00	74	13,608,332.00

	39,448.00		39,083.00		38,718.00		38,353.00		Jan-04	
	BP\U	Valuation	BP\U	Valuation	BP\U	Valuation	BP\U	Valuation	BP\U	Valuation
Single Family	6	1,377,371.00	9	2,558,734.00	26	5,284,873.00	19	3,288,171.00	12	2,237,041.00
Multi Family	2	1,204,890.00	1\4	578,547.00	2	853,772.00	6	2,952,158.00	3	4,037,712.00
Duplex	2	476,732.00	2\4	658,810.00	1	404,490.00	5	1,255,810.00	6	1,364,776.00
Townhomes	4	688,060.00	4	689,752.00	15	2,518,149.00				
Commercial	1	5,100,750.00	4	7,883,628.00	1	239,904.00	4	6,114,909.00	4	964,053.00
Other			1	54,816.00	1	15,000.00			1	1,200.00
SUB-TOTAL	15	8,847,803	18	12,424,287	46	9,316,188	34	13,611,048	26	8,604,782
Improvements										
Residential	9	297,040.00	7	341,600.00	2	5,900.00	5	143,500.00	10	91,950.00
Commercial	12	1,656,001.00	10	1,126,064.00	11	1,033,573.00	12	3,219,160.00	8	268,700.00
Fire Systems	7	589,934.00	7	93,338.00						
Other	3	11,970.00	3	10,606.00	2	8,500.00				
SUB-TOTAL	31	2,554,945.00	27	1,571,608.00	15	1,047,973.00	17	3,362,660.00	18	360,650.00
TOTAL PERMITS	41	11,402,748.00	48	13,995,895.00	51	10,364,161.00	51	16,973,708.00	44	8,965,432.00

Issued Building Permits



Valuation of Projects



Figures are for January-13	Housing Starts				Remodels & Additions (includes fences, garages & reroofs)		
	Permits	Units	Valuation	Sq Footage		#	Valuation
Single Family	20	20	5,229,681.00	55,982	Residential	9	223,266.00
Duplex	1	2	388,054.00	3,358	Commercial	29	1,503,165.00
Multi-Plex					COMMERCIAL STARTS		
Townhome	8	8	1,452,176.00	16,345	Bldgs	Valuation	Sq Footage
Other	1	1	96,385.00	1,464	-	-	0
Total New:	30	31	7,166,296.00	77,149	CITY		