



BUILDING PERMIT REPORT

February 2013/FY 2013

FISCAL YEAR 2013

	Feb-2013		Feb-2012		YTD as of 02- 2013		YTD as of 02 - 2012	
	THIS MONTH - FY2013		THIS MONTH - FY2012		YEAR TO DATE - FY2013		YEAR TO DATE - FY2012	
NEW CONSTRUCTION	NO	VALUATION	NO	VALUATION	NO	VALUATION	NO	VALUATION
SINGLE FAMILY	21	\$5,241,456	18	\$4,294,710	195	\$48,383,324	114	\$28,025,493
DUPLEX					8/16	\$2,469,102	48	\$1,666,949
MULTI-FAMILY UNITS (28 UNITS)	3	\$3,128,183			14	\$19,445,824	2 Bldg	17 Units \$2,139,260
MISC (GARAGE, SHED, FENCE, ETC.)	1	\$87,456			14	\$470,146		
ASSEMBLY					4	\$2,622,194		
BUSINESS					1	\$190,125	3	\$4,889,532
EDUCATIONAL					2	\$11,424,120		
FACTORY								
HAZARDOUS								
INSTITUTIONAL								
MERCHANTILE					1	\$1,151,150	1	\$1,281,418
MOTEL/HOTEL					2	\$9,376,380		
STORAGE					1	\$319,909	3/6	\$2,376,505
TOTAL	25	\$8,457,095	18	\$4,294,710	234	\$80,386,984	127/139	\$40,379,157
ADDITION/REMODEL	NO.	VALUATION	NO.	VALUATION	NO.	VALUATION	NO.	VALUATION
RESIDENTIAL	6	\$307,225	40	\$661,092	323	\$4,607,956	968	\$11,580,452
COMMERCIAL	17	\$1,739,060	19	\$1,099,315	242	\$14,371,510	282	\$17,568,267
TOTAL	23	\$2,046,285	59	\$1,760,407	565	\$18,979,466	1250	\$29,148,719
CONSTRUCTION VALUE								
REVENUE	NO	AMOUNT	NO	AMOUNT	NO	AMOUNT	NO	AMOUNT
BUILDING	52	\$27,985	77	\$14,016	790	\$304,748	1541	\$287,545
PLAN CHECK	83	\$45,180	35	\$12,081	625	\$300,978	540	\$158,494
ELECTRICAL	62	\$3,942	34	\$1,676	535	\$56,278	429	\$32,875
PLUMBING/MECHANICAL	78	\$6,923	43	\$2,997	710	\$67,223	570	\$63,021
FIRE ALARM/SUPPRESSION SYSTEMS	2	\$204	4	\$175	68	\$6,777	56	\$8,232
DEMOLITION	2	150			26	\$1,950	18	\$1,350
CODE ENFORCEMENT	3	\$224	2	\$274	4	\$1,049	31	\$2,325
PENALTIES	1	\$150	1	\$150	30	\$3,351	66	\$8,412
Extensions-Permits & Apps	3	\$350			20	\$1,625		
INSPECTION FEES	1	\$125			15	\$1,438		
MISC REVENUE	4	\$49			56	\$459		\$143
TOTAL	291	\$85,283	196	\$31,369	2879	\$745,876	3251	\$562,397

Mr Chris Kukulski
 City Manager
 PO Box 1230
 Bozeman MT 59771

Dear Mr Kukulski:

The following report is submitted to show the permits issued and fees charged for the month of **February 2013**. The list of building, plumbing and electrical permits are attached in addition to the monthly and yearly summary of housing and commercial building activity.

	2013		2012	
	No.	Fee	No.	Fee
Electrical Permits	62	3,942.25	50	3,867.75
Plumbing/Mechanical Permits	78	6,922.75	73	9,057.25
Demolition Permits	2	150.00	3	225.00
Fire Alarm/Supression Systems	2	204.00	6	811.25
Inspection Fees	1	125.00	1	125.00
Code Enforcement Fees	3	224.25	1	75.00
Extensions-Permits & Applications	3	350.00		
Penalty Fees	3	150.00	11	780.25
Plan Check Fees	83	45,180.04	48	13,112.12
Building Permits	52	27,985.49	85	22,752.00
SUB-TOTALS:	289	85,233.78	278	50,805.62
Other Bldg Div Rev.	4	49.00	5	44.50
New Water - Residential	25	6,906.47	18	4,687.74
Water Payback Fees				
New Water - Commercial				
New Sewer - Residential	26	546.00	18	378.00
New Sewer - Commercial				
Water/Sewer Inspection Fee	26	2,600.00	18	1,800.00
Water Renewal				
Sewer Renewal				
Eng. Maps/Prints/Docs	2	15.00	2	13.00
Floodplain Dev. Permits				
Waste Water Dischg. Permits				
Degredation Permit	1	65.25		
Street Cut Permits	1	50.00		
Street/Alley Vacation Fees				
Cash-in-Lieu of Water Rights	1	1,404.00		
Other Eng. Misc. Rev.			1	20.00
Planning Docs/Maps				
Master Plan Amendment				
Subdivision Review Fees				
Improvements Agreement	3	1,812.00		
Other Planning Div. Rev.			13	356.25
Zoning/Comm. Dev. Docs/Maps				
Certificate of Appropriateness COA				
Zone Map/Code Amendments				
Storm Water Permits	1	70.00		
Pay-in-lieu of Parks	1	11,712.00		
Planning & Zoning	40	16,647.42	38	20,095.00
Annexation Fees				
V & A - Appeals				
V & A - Variances				
Other Zoning/CD Rev/Sign Tag	14	696.50		
Planned Unit Development - PUD				
Street Impact Fees	28	123,588.64	21	70,421.79
Fire Impact Fees	27	12,755.75	20	17,513.18
Water Impact Fees	26	81,620.05	19	66,032.98
WasteWater Impact Fees	26	51,383.95	19	72,236.40
SUB-TOTAL:	252	311,922.03	192	253,598.84
TOTAL RECEIPTS:	541	397,155.81	470	304,404.46

Respectfully submitted,

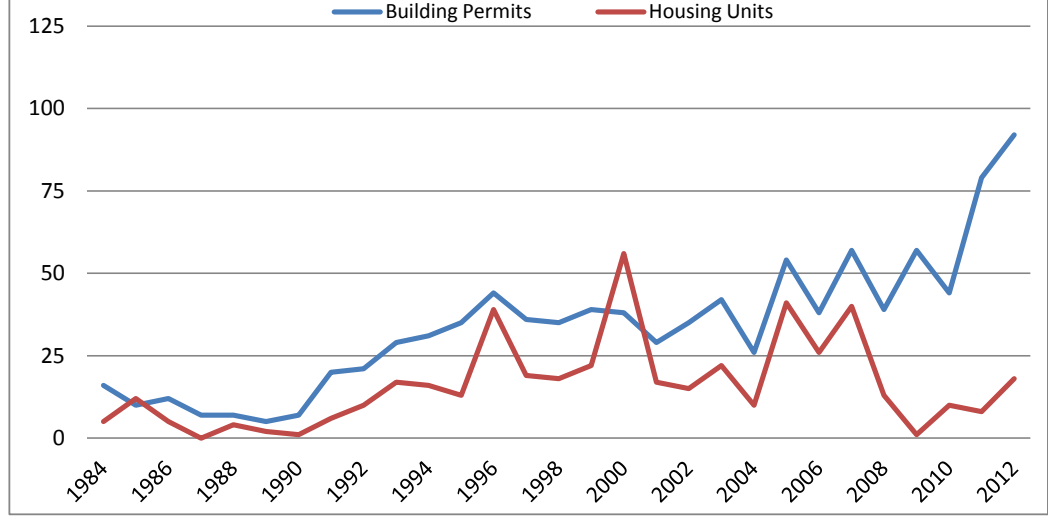
Bob Risk
 Chief Building Official

DATE	PERMIT #	ADDRESS	OWNER	CONTRACTOR	PERMIT FEE	PLAN CHECK	SO FT	VALUATION	DESCRIPTION
02/04/13	13 18367	721 S 9TH	FARGOT, HENRY C	VIDMAR CONSTRUCTION, INC	38.00	8.61		1,600.00	COMM ALTERATION
02/04/13	13 18369	25 S BLACK	OWENHOUSE HARDWARE CO	R & R TAYLOR CONSTRUCTION, INC	79.50	71.18		7,025.00	COMM ALTERATION
02/05/13	13 18380	2275 N 7TH	MURDOCH FAMILY LTD PARTNERSHIP	MARTEL CONSTRUCTION, INC	64.50	47.80		6,000.00	COMM ALTERATION
02/05/13	13 18389	200 S 23RD	U2 LLC	BUILDING DIMENSIONS INC	169.50	140.73		20,000.00	COMM ALTERATION
02/06/13	12 18145	316 E MAIN	FRATERNAL ORDER OF EAGLES 326		87.00	61.43		8,800.00	COMM ALTERATION
02/13/13	13 18357	225 S BLACK	FIRST LUTHERAN CHURCH	AV CONSTRUCTION INC	325.75	224.58		50,000.00	COMM ALTERATION
02/19/13	13 18382	1417 N 7TH	NORTH 7TH PROPERTIES LLC	MARTEL CONSTRUCTION, INC	436.50	317.53		83,500.00	COMM ALTERATION
02/21/13	13 18328	1126 N 7TH	SEARS HOLDING CORP #7027	VALLEY DESIGN & CONSTRUCTION I	518.75	337.19		110,000.00	COMM ALTERATION
02/25/13	12 18221	705 OSTERMAN	FRONTAGE ROAD COMM PROP LLC		87.00	119.93		9,000.00	COMM ALTERATION
02/27/13	13 18476	14 N CHURCH	AMERICAN BANK OF MONTANA		75.00			211,783.00	COMM ALTERATION
02/28/13	13 18464	280 W KAGY	KAILO II CORP	MOBERRY	26.75	32.18		900.00	COMM ALTERATION
02/05/13	12 17681	1611 S 11TH	TOWN AND COUNTRY FOODS S 11TH	BBG CONTRACTORS	109.50	71.18		250,000.00	COMM TENANT IMPROVEMENT
02/19/13	12 18207	2825 W MAIN	GALLATIN MALL GROUP LLC	LAKEVIEW CONSTRUCTION INC	666.25	533.16		160,000.00	COMM TENANT IMPROVEMENT
02/20/13	13 18365	317 E MENDENHALL	SWN CREEKSIDE LLC	COUBROUGH CONSTRUCTION INC	1,326.25	965.74		400,000.00	COMM TENANT IMPROVEMENT
02/21/13	12 16455	105 W MAIN	BAXTER MAIN LLC	LANGLAS & ASSOCIATES, INC	638.75	415.19		150,000.00	COMM TENANT IMPROVEMENT
02/22/13	12 18288	549 E BABCOCK	YELLOW HOUSE LLC	SCHUTZ FINE WOODWORKS	735.00	629.69		185,000.00	COMM TENANT IMPROVEMENT
02/25/13	13 18467	515 W ASPEN	KESEKICH, JOHN F	QUALITY ROOFING/SHEETMETAL,INC	443.00			85,452.00	COMMERCIAL REROOF
					5,827.00	3,976.12	-	1,739,060.00	
02/27/13	11 16138	115 N 19TH	MONTANA CVS PHARMACY	TRI-C CONSTRUCTION CO INC	94.50	61.43	15,646	1,151,150.00	FIRE SUPPRESSION
					94.50	61.43	15,646	1,151,150.00	
02/05/13	13 18397	807 W VILLARD	MCINTOSH, STUART C/O	MCINTOSH CONSTRUCTION	75.00	-	-	62,000.00	DEMOLITION PERMIT
02/06/13	13 18403	1100 S TRACY	LIEBMAN'S FLORIST INC	TIM DEAN CONSTRUCTION, INC	75.00	-	-	50,000.00	DEMOLITION PERMIT
					150.00	-	-	112,000.00	
02/21/13	13 18459	5889 E VALLEY CENTER	RW BOZEMAN LLC	GALLATIN VALLEY SIGNS LTD/DBA	49.50	32.18	-	3,568.00	SIGN PERMIT
02/25/13	13 18434	1236 W MAIN	Mary Franceska Palffy	GALLATIN VALLEY SIGNS LTD/DBA	42.00	27.30	-	2,112.00	SIGN PERMIT
02/25/13	13 18449	31950 E FRONTAGE	NEWPORT	GALLATIN VALLEY SIGNS LTD/DBA	42.00	27.30	-	2,669.00	SIGN PERMIT
02/27/13	13 18462	204 N 7TH	WEINSTEIN, RONALD S &	SIGNS NOW	26.75	17.39	-	320.00	SIGN PERMIT
02/28/13	13 18463	2612 W MAIN	Gene Cook	SIGNS NOW	26.75	17.39	-	1,500.00	SIGN PERMIT
					187.00	121.56	-	10,169.00	
02/01/13	12 18289	560 N CLIFDEN	WERMERS, ZACH	ZACH WERMERS CONSTRUCTION	794.00	735.16	3,414	322,316.00	RES SINGLE FAMILY DWELLING
02/04/13	13 18297	2303 BOYLAN	Ebbighausen Homes	EBBIGHAUSEN HOMES INC	787.00	157.40	3,381	306,322.00	RES SINGLE FAMILY DWELLING
02/04/13	13 18299	3810 BUR	First Time Home Buyers LLC	KIRCHHOFF CONSTRUCTION	457.00	423.14	1,962	177,164.00	RES SINGLE FAMILY DWELLING
02/05/13	13 18335	3328 S 30TH	SCHUELKE PROPERTIES LLC	MATT COOPER CONSTRUCTION LLC	816.00	755.53	3,507	317,361.00	RES SINGLE FAMILY DWELLING
02/12/13	13 18325	341 N FERGUSON	PINE, JON	DZYN2 ARCHITECTS	359.00	332.40	1,544	139,763.00	RES SINGLE FAMILY DWELLING
02/12/13	13 18326	345 N FERGUSON	PINE, JON	DZYN2 ARCHITECTS	359.00	332.40	1,544	139,763.00	RES SINGLE FAMILY DWELLING
02/13/13	13 18350	315 STAFFORD	GREEN BALANCE LLC	MC CONSTRUCTION	729.00	674.98	3,132	293,699.00	RES SINGLE FAMILY DWELLING
02/15/13	12 18132	3473 S 29TH	BOZEMAN I LLC	MCGOUGH CONSTRUCTION INC	761.00	704.61	3,270	294,040.00	RES SINGLE FAMILY DWELLING
02/15/13	13 18348	6101 BLACKWOOD	EIBS, PARTICK & AMY		804.00	744.42	3,454	319,017.00	RES SINGLE FAMILY DWELLING
02/15/13	13 18352	3806 BUR	First Time Home Buyers LLC	KIRCHHOFF CONSTRUCTION	457.00	423.14	1,962	177,164.00	RES SINGLE FAMILY DWELLING
02/19/13	13 18340	4881 ALPHA	LOYAL PARTNERS LLC	MOUNTAIN HIGH HOMES INC	674.00	624.06	2,898	264,549.00	RES SINGLE FAMILY DWELLING
02/19/13	13 18344	3578 LEMHI TRAIL	SKOGEN, ALLAN	CHASE-SKOGEN HOMES, INC	638.00	590.72	2,742	252,783.00	RES SINGLE FAMILY DWELLING
02/19/13	13 18349	1386 BOYLAN	EBBIGHAUSEN HOMES	EBBIGHAUSEN HOMES INC	783.00	724.98	3,366	305,002.00	RES SINGLE FAMILY DWELLING
02/20/13	13 18292	1433 S 5TH	HENNESSY, THOMAS M	SUTTON HOMEBUILDING	422.00	390.73	1,815	192,263.00	RES SINGLE FAMILY DWELLING
02/25/13	13 18339	3730 CORWIN	BRIDGER PEAK CONSTRUCTION LLC	BRIDGER PEAK CONST G MEGAREL	603.00	558.32	2,592	236,893.00	RES SINGLE FAMILY DWELLING
02/25/13	13 18375	135 STONE FLY	NORTON RANCH HOMES LLC	SIMPLICITY HOMES LLC	473.00	437.95	2,033	183,430.00	RES SINGLE FAMILY DWELLING
02/25/13	13 18377	101 STONE FLY	NORTON RANCH HOMES LLC	SIMPLICITY HOMES LLC	583.00	539.80	2,506	233,534.00	RES SINGLE FAMILY DWELLING
02/25/13	13 18378	407 CHRISTOPHER	WES JARDSTROM HOMES	WES JARDSTROM HOMES INC	575.00	532.39	2,472	227,289.00	RES SINGLE FAMILY DWELLING
02/25/13	13 18388	2616 GOLDEN SUN	POPIEL MICHAEL J & CHERYLEE	ARETE BUILDERS LLC	749.00	149.80	3,219	281,300.00	RES SINGLE FAMILY DWELLING
02/26/13	13 18345	348 KIMBALL	ROSET & ASSOCIATES INC	ROSET AND ASSOCIATES INC	542.00	501.84	2,329	215,644.00	RES SINGLE FAMILY DWELLING
02/27/13	13 18362	4216 TILTON	HESTIA LLC	BOULDER CREEK CONSTRUCTION LLC	479.00	443.51	2,057	181,080.00	RES SINGLE FAMILY DWELLING
02/27/13	13 18363	4226 TOOLE	HESTIA LLC	BOULDER CREEK CONSTRUCTION LLC	479.00	221.76	2,057	181,080.00	RES SINGLE FAMILY DWELLING
02/26/13	12 18204	416 ENTERPRISE	Highfive Bozeman I LLC	CADIUS PARTNERS LIMITED	1,563.00	1,447.18	6,720	601,828.00	RES FOURPLEX
02/20/13	13 18313	807 W VILLARD	MCINTOSH, STUART C/O	MCINTOSH CONSTRUCTION	2,771.00	2,565.67	11,916	1,174,679.00	RES 5+ UNITS/12 Units
02/26/13	13 18355	2234 BAXTER	Baxter Spings LLC	CHASE-SKOGEN HOMES, INC	3,410.00	1,578.49	14,665	1,351,676.00	RES 5+ UNITS/12 Units
					21,067.00	16,590.38	90,557	8,369,639.00	
02/20/13	13 18291	1433 S 5TH	HENNESSY, THOMAS M	SUTTON HOMEBUILDING	279.00	258.33	1,200	87,456.00	RES GARAGE + ADU
02/28/13	13 18481	11 E CURTISS	WHALEY, BENJAMIN M &	MCLANE CONSTRUCTION	72.00			6,175.00	RESIDENTIAL REROOF
02/26/13	12 18239	310 E KOCH	JACQUELINE P PERSONS TRUST	ARCHER CONSTRUCTION/REMODELING	955.00	683.31		265,000.00	RES ADDITION
02/26/13	12 18251	32408 E FRONTAGE	Neal Ganser		147.00	110.18		16,700.00	RES ADDITION
02/05/13	12 18246	504 W ARTHUR	LIEB, NICHOLAS S &		34.25	22.26		2,000.00	RES ALTERATION
02/11/13	13 18395	508 N 3RD	HAUGLAND, STACEY & MARY LESLIE	ROCKY MOUNTAIN WOODWRIGHT INC	117.00	100.43		12,350.00	RES ALTERATION
02/13/13	13 18381	1914 SPRING CREEK	BARR, JOSHUA A & CHERIE L		57.00	51.68		5,000.00	RES ALTERATION
					1,661.25	1,226.19	1,200	394,681.00	
					28,986.75	21,975.68	107,403	11,776,699.00	
February 2013: 58 Permits; 50 New Housing Units; \$8,369,639.00 Valuation									
February 2012: 92 Permits; 18 New Housing Units; \$6,239,765.00 Valuation									

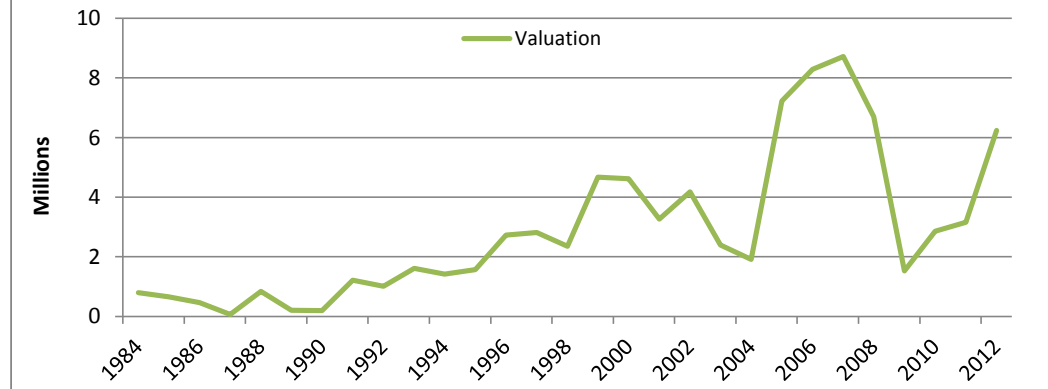
**Month of February
THIRTY YEAR BUILDING PERMIT COMPARISON**

February	Permits	Housing Units	Valuation	YTD Permits	YTD Units
2013	73	50	10,503,380	151	110
2012	92	18	6,239,765	177	27
2011	79	8	3,156,237	176	14
2010	44	10	2,853,059	102	20
2009	57	1	1,521,596	131	7
2008	39	13	6,703,811	83	37
2007	57	40	8,717,398	105	62
2006	38	26	8,282,557	96	78
2005	54	41	7,220,097	105	99
2004	26	10	1,914,220	70	103
2003	42	22	2,390,790	79	45
2002	35	15	4,173,352	65	31
2001	29	17	3,269,911	59	35
2000	38	56	4,617,264	69	64
1999	39	22	4,666,543	56	36
1998	35	18	2,356,102	58	24
1997	36	19	2,818,761	73	23
1996	44	39	2,730,212	80	50
1995	35	13	1,570,514	58	17
1994	31	16	1,423,405	57	20
1993	29	17	1,611,350	41	24
1992	21	10	1,007,447	39	22
1991	20	6	1,215,568	25	8
1990	7	1	196,000	10	3
1989	5	2	207,600	9	3
1988	7	4	838,048	12	4
1987	7	0	66,500	16	0
1986	12	5	462,415	30	25
1985	10	12	660,260	23	17
1984	16	5	799,188	33	10

Thirty Year Building Permit Comparison



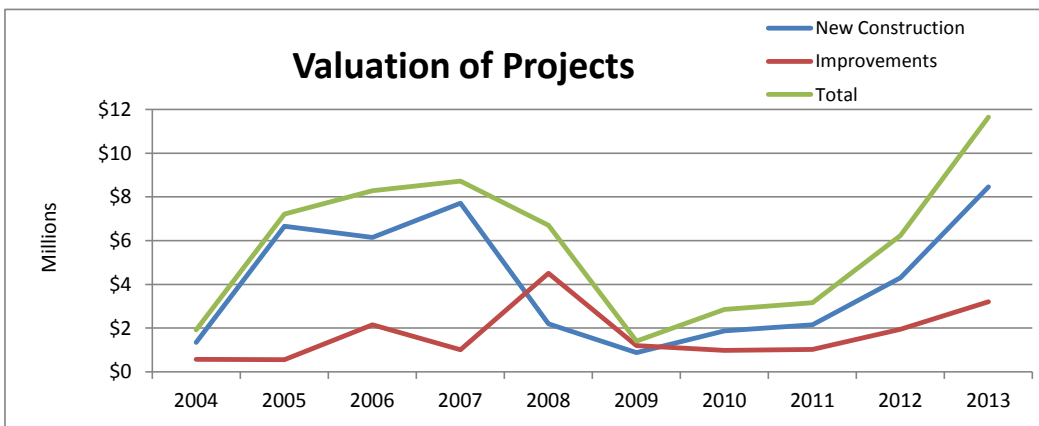
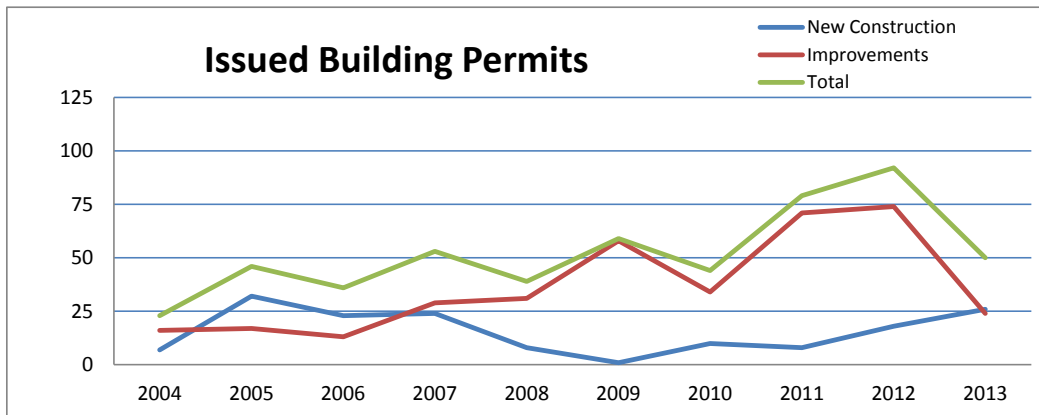
Thirty Year Valuation Comparison



**SINGLE MONTH COMPARISON FOR 10 YEAR BUILDING PERMITS
BUILDING DEPARTMENT -- CITY OF BOZEMAN**

	Feb-13		Feb-12		Feb-11		Feb-10		Feb-09	
	BP\U	Valuation	BP\U	Valuation	BP\U	Valuation	BP\U	Valuation	BP\U	Valuation
New Construction										
Single Family	22	5,241,456.00	18	4,294,710.00	8	2,142,820.00	10	1,870,634.00	1	206,747.00
Multi Family	3	3,128,183.00								
Duplex										
Townhomes										
Commercial										
Other	1	87,456.00								
SUB-TOTAL	26	8,457,095.00	18	4,294,710.00	8	2,142,820.00	10	1,870,634.00	1	206,747.00
Improvements										
Residential	6	307,225.00	40	661,092.00	38	459,406.00	9	34,408.00	38	583,255.00
Commercial	17	1,739,060.00	19	1,099,315.00	27	526,758.00	19	901,007.00	12	608,474.00
Fire Systems	1	1,151,150.00	6	134,879.00	4	11,345.00	2	17,513.00	6	976.00
Other			9	49,769.00	2	15,908.00	4	29,497.00	2	123.00
SUB-TOTAL	24	3,197,435.00	74	1,945,055.00	71	1,013,417.00	34	982,425.00	58	1,192,828.00
TOTAL PERMITS	50	11,654,530.00	92	6,239,765.00	79	3,156,237.00	44	2,853,059.00	59	1,399,575.00

	Feb-08		Feb-07		Feb-06		Feb-05		Feb-04	
	BP\U	Valuation	BP\U	Valuation	BP\U	Valuation	BP\U	Valuation	BP\U	Valuation
Single Family	5	805,693.00	13	2,665,494.00	17	3,886,763.00	22	3,912,741.00	5	1,018,829.00
Multi Family	1	621,347.00	5	2,196,308.00	1	525,974.00	4	1,361,196.00	1	135,000.00
Duplex	2	768,489.00	1	408,341.00			3	945,675.00	1	192,791.00
Townhomes			3	1,054,499.00	2	916,938.00				
Commercial			2	1,389,998.00	2	766,776.00	3	444,603.00		
Other					1	45,071.00				
SUB-TOTAL	8	2,195,529.00	24	7,714,640.00	23	6,141,522.00	32	6,664,215.00	7	1,346,620.00
Improvements										
Residential	5	555,326.00	5	25,450.00	3	59,880.00	8	252,113.00	5	172,300.00
Commercial	11	3,395,267.00	11	701,373.00	9	1,884,455.00	9	303,769.00	8	332,200.00
Fire Systems	11	544,937.00	8	227,735.00	1	196,700.00			3	63,100.00
Other	4	12,752.00	5	48,200.00						
SUB-TOTAL	31	4,508,282.00	29	1,002,758.00	13	2,141,035.00	17	555,882.00	16	567,600.00
TOTAL PERMITS	39	6,703,811.00	53	8,717,398.00	36	8,282,557.00	46	7,220,097.00	23	1,914,220.00



IMPACT FEES 2013

MONTH	STREET	FIRE	WATER	WW	MONTHLY	YTD
January	\$88,225	\$19,923	\$97,178	\$82,497	287,823.60	287,823.60
February	123,589.00	12,756.00	81,620.00	51,384.00	269,349.00	557,172.60
March						
April						
May						
June						
July						
August						
September						
October						
November						
December						

BUILDING REVENUE, FISCAL YEAR 2013

MONTH	BUILDING	PLAN REVIEW	ELECTRIC	PLUMBING	Fire Alarm/ Suppression	Penalty/ Other Fees	Monthly	YTD
June, 13								
May, 13								
April, 13								
March, 13								
February, 13	27,985.00	45,180.00	3,942.00	6,923.00	204.00	1,048.00	85,282.00	740,353.06
January, 13	\$22,378.30	\$41,454.00	\$3,510.00	\$10,675.00	\$1,922.00	\$1,637.75	81,577.05	655,071.06
December, 12	12,636.00	14,364.90	3,015.00	5,640.50	3,056.25	955.75	39,668.40	573,494.01
November, 12	31,242.71	20,054.81	6,332.75	10,356.50	793.50	0.00	68,780.27	533,825.61
October, 12	59,889.00	36,665.00	8,486.00	11,869.00	513.00	526.00	117,948.00	465,045.34
September, 12	65,720.00	45,232.00	9,336.00	8,656.00	174.00	355.00	129,473.00	347,097.34
August, 12	51,068.25	34,831.73	6,104.50	3,742.00	114.00	2,542.75	98,403.23	145,738.21
July, 12	40,286.21	62,576.15	6,215.00	9,359.50	0.00	784.25	119,221.11	119,221.11

Figures are for February-13	Housing Starts				Remodels & Additions (includes fences, garages & reroofs)			
	Permits	Units	Valuation	Sq Footage		#	Valuation	
Single Family	22	22	5,241,456.00	57,256	Residential	6	307,225.00	
Duplex					Commercial	17	1,739,060.00	
Multi-Plex	3	28	3,128,183.00	33,301		COMMERCIAL STARTS		
Townhome						Bldgs	Valuation	Sq Footage
Other	1	1	87,456.00	1,200				
Total New:	26	51	8,457,095.00	91,757	CITY	0	-	0