



**BUILDING PERMIT REPORT**

December 2012/FY 2013

FISCAL YEAR 2013

	Dec-2012		Dec-2011		YTD as of 12-2012		YTD as of 12-2011	
	THIS MONTH - FY2013		THIS MONTH - FY2011		YEAR TO DATE - FY2013		YEAR TO DATE - FY2012	
<b>NEW CONSTRUCTION</b>	NO	VALUATION	NO	VALUATION	NO	VALUATION	NO	VALUATION
SINGLE FAMILY	10	\$2,465,938	9	\$2,338,339	146	\$36,460,011	70	\$14,801,217
DUPLEX (1 BLDG)	2	\$319,909			7	\$2,081,048		
MULTI-FAMILY UNITS (7 UNITS)	1	\$947,541			11	\$16,317,641		
MISC (GARAGE, SHED, FENCE, ETC.)					12	\$286,305	2	\$40,001
ASSEMBLY					4	\$2,622,194	1	\$3,914,605
BUSINESS	1	\$190,125			1	\$190,125	2	\$2,169,145
EDUCATIONAL					2	\$11,424,120	1	\$7,067,422
FACTORY								
HAZARDOUS								
INSTITUTIONAL								
MERCHANTILE					1	\$1,151,150		
MOTEL/HOTEL					2	\$9,376,380		
STORAGE	1	\$319,909			1	\$319,909	1	\$60,000
<b>TOTAL</b>	<b>15</b>	<b>\$4,243,422</b>	<b>9</b>	<b>\$2,338,339</b>	<b>180</b>	<b>\$80,228,883</b>	<b>77</b>	<b>\$28,052,390</b>
<b>ADDITION/REMODEL</b>	NO.	VALUATION	NO.	VALUATION	NO.	VALUATION	NO.	VALUATION
RESIDENTIAL	12	\$43,782	33	\$285,275	308	\$4,077,465	1939	\$17,936,335
COMMERCIAL	23	\$1,020,961	17	\$2,779,459	196	\$11,129,285	489	\$12,701,103
<b>TOTAL</b>	<b>35</b>	<b>\$1,064,743</b>	<b>50</b>	<b>\$3,064,734</b>	<b>504</b>	<b>\$15,206,750</b>	<b>2428</b>	<b>\$30,637,438</b>
<b>CONSTRUCTION VALUE</b>								
<b>REVENUE</b>	NO	AMOUNT	NO	AMOUNT	NO	AMOUNT	NO	AMOUNT
BUILDING	47	\$12,636	61	\$11,904	670	\$254,385	2505	\$303,320
PLAN CHECK	64	\$14,365	46	\$9,816	448	\$214,344	339	\$90,526
ELECTRICAL	39	\$3,015	40	\$2,778	417	\$48,826	295	\$21,480
PLUMBING/MECHANICAL	70	\$5,641	70	\$12,966	534	\$49,625	333	\$35,975
FIRE ALARM/SUPPRESSION SYSTEMS	15	\$3,056	3	\$508	55	\$4,651	25	\$2,492
DEMOLITION					22	\$1,650	9	\$675
CODE ENFORCEMENT			3	\$225	1	\$825	4	\$525
PENALTIES	1	\$75	7	\$869	21	\$1,713	29	\$3,480
Extensions-Permits & Apps	6	\$450			15	\$1,125		
INSPECTION FEES	3	\$225	1	\$75	14	\$1,050	26	\$2,670
MISC REVENUE			3	\$12	47	\$147		\$19
<b>TOTAL</b>	<b>245</b>	<b>\$39,463</b>	<b>234</b>	<b>\$27,236</b>	<b>2312</b>	<b>\$618,910</b>	<b>3565</b>	<b>\$461,162</b>

Mr Chris Kukulski  
 City Manager  
 PO Box 1230  
 Bozeman MT 59771

Dear Mr Kukulski:

The following report is submitted to show the permits issued and fees charged for the month of **December 2012**. The list of building, plumbing and electrical permits are attached in addition to the monthly and yearly summary of housing and commercial building activity.

	2012		2011	
	No.	Fee	No.	Fee
Electrical Permits	39	\$3,015	40	\$2,778
Plumbing/Mechanical Permits	70	\$5,641	70	\$12,966
Demolition Permits	0	\$0		
Fire Alarm/Supression Systems	15	\$3,056	3	\$869
Inspection Fees	3	\$225	1	\$75
Code Enforcement Fees	0	\$0	3	\$225
Extensions-Permits & Applications	6	\$450		
Penalty Fees	0	\$75	7	\$508
Plan Check Fees	64	\$14,365	46	\$9,816
Building Permits	47	\$12,636	61	\$11,904
<b>SUB-TOTALS:</b>	<b>244</b>	<b>\$39,463</b>	<b>231</b>	<b>\$39,140</b>
Other Bldg Div Rev.	0	\$0	3	\$12
New Water - Residential			9	\$2,344
Water Payback Fees				
New Water - Commercial				
New Sewer - Residential			9	\$189
New Sewer - Commercial				
Water/Sewer Inspection Fee			9	\$900
Water Renewal				
Sewer Renewal				
Eng. Maps/Prints/Docs	8	\$413	2	\$17
Floodplain Dev. Permits				
Waste Water Dischg. Permits				
Degredation Permit	1	\$409		
Street Cut Permits	1	\$50		
Street/Alley Vacation Fees				
Cash-in-Lieu of Water Rights				
Other Eng. Misc. Rev.				
Planning Docs/Maps				
Master Plan Amendment				
Subdivision Review Fees				
Improvements Agreement			2	\$982
Other Planning Div. Rev.	12	\$621	13	\$773
Zoning/Comm. Dev. Docs/Maps				
Certificate of Appropriateness COA				
Zone Map/Code Amendments				
Storm Water Permits	2	\$150		
Pay-in-lieu of Parks				
Planning & Zoning	32	\$25,429	23	\$3,685
Annexation Fees				
V & A - Appeals				
V & A - Variances				
Other Zoning/CD Rev/Sign Tag				
Planned Unit Development - PUD				
Street Impact Fees	11	\$38,449	9	\$31,463
Fire Impact Fees	10	\$7,774	9	\$7,671
Water Impact Fees	9	\$33,822	9	\$33,803
WasteWater Impact Fees	9	\$31,758	9	\$30,178
<b>SUB-TOTAL:</b>	<b>95</b>	<b>\$138,874</b>	<b>106</b>	<b>\$112,015</b>
<b>TOTAL RECEIPTS:</b>	<b>339</b>	<b>\$178,337</b>	<b>337</b>	<b>\$151,155</b>

Respectfully submitted,

Bob Risk  
 Chief Building Official

December 2012 - Building Permits

<u>DATE</u>	<u>PERMIT #</u>	<u>ADDRESS</u>	<u>OWNER</u>	<u>CONTRACTOR</u>	<u>PERMIT FEE</u>	<u>PLAN CHECK</u>	<u>SQ FT</u>	<u>VALUATION</u>	<u>DESCRIPTION</u>
12/26/12	12 17572	501 N 11TH	AVE	BOZEMAN SCHOOL DISTRICT 7	132	85.8		553000	COMM ADDITION
12/03/12	12 17970	1400 S 19TH	AVE	MT DEPT OF FISH WLDLIF & PARKS	132	149.99		15000	COMM ALTERATION
12/03/12	12 18219	115 E MAIN	ST	EVANS ROBERT O	26.75	17.39		1400	COMM ALTERATION
12/06/12	12 18066	201 S WALLACE	AVE	GALLATIN VALLEY SEED CO	49.5	51.68		4000	COMM ALTERATION
12/06/12	12 18092	101 E MAIN	ST	GENERAL WILLSON BUILDING LLC	79.5	100.43		8000	COMM ALTERATION
12/11/12	12 18225	0 MSU - LEON JOHNS		Montana State University	57	37.05		5000	COMM ALTERATION
12/13/12	12 18247	1087 STONERIDGE	DR	STONERIDGE PROPERTIES LLC	57	80.93		5000	COMM ALTERATION
12/19/12	12 18222	2946 N 27TH	AVE	27 CAT LLC	273.5	177.78		39000	COMM ALTERATION
12/19/12	12 18223	2992 N 27TH	AVE	27 Cat LLC	273.5	177.78		39000	COMM ALTERATION
12/20/12	12 18257	501 EVERGREEN	DR	BRIDGER FEEDS PROPERTIES LLC	42	27.3		2300	COMM ALTERATION
12/21/12	12 18267	802 N WALLACE	AVE	WALLACE NORTH LLC	26.75	17.39		1500	COMM ALTERATION
12/27/12	12 18260	5519 SAXON	WAY	City of Bozeman	259.25	220.35		35515	COMM ALTERATION
12/28/12	12 18245	201 S WALLACE	AVE	GALLATIN VALLEY SEED CO	26.75	18.36		1340	COMM ALTERATION
12/06/12	12 18206	721 S 9TH	AVE	FARGOT, HENRY C	26.75	17.39		750	FOUNDATION ONLY COMM
					<b>1,435.50</b>	<b>1,162.23</b>	<b>0</b>	<b>710,055.00</b>	
12/20/12	12 17712	3401 FEN	WAY	TROUT MEADOWS LLC	211.75	137.64	20452	26000	Fire Suppression
12/20/12	12 17886	3449 FEN	WAY	TROUT MEADOWS LLC	211.75	137.64	16126	26000	Fire Suppression
12/20/12	12 17933	3469 FEN	WAY	TROUT MEADOWS LLC	211.75	137.64	11431	26000	Fire Suppression
12/20/12	12 18020	3495 FEN	WAY	TROUT MEADOWS LLC	211.75	137.64	11431	26000	Fire Suppression
12/26/12	12 17404	MSU - HEDGES		MONTANA STATE UNIVERSITY	207	134.55	29096		Fire Alarm
12/06/12	12 17407	5900 VALLEY CENTER	RD	CATRON PARTNERS LLC	316.25	205.56	47481	48000	Fire Alarm System
12/13/12	12 17407	5900 VALLEY CENTER	RD	CATRON PARTNERS LLC	533.75	205.56	47481	114750	Fire Suppression System
12/20/12	12 17312	4415 DURSTON	RD	BOZEMAN SCHOOL DISTRICT #7	669	434.85	71719		Fire Suppression System
12/26/12	12 17312	4415 DURSTON	RD	BOZEMAN SCHOOL DISTRICT #7	211.75	137.64	71719		Fire Alarm System
					<b>2,784.75</b>	<b>1,668.72</b>	<b>326,936</b>	<b>266,750.00</b>	
12/07/12	12 18180	707 E PEACH	ST	BRONKEN CORP	482	317.53	2220	319909	COMM STORAGE BUILDING
12/21/12	12 17845	3709 BAXTER	LN	JEFFRIES, CURTIS & ALBA R	394	422.13	1640	190125	COMM KITCHEN/DINING
					<b>876.00</b>	<b>739.66</b>	<b>3,860</b>	<b>510,034.00</b>	
12/03/12	12 18136	1735 W OAK	ST	BRIDGER PEAKS LLC	32.75	21.29		1887	SIGN PERMIT
12/04/12	12 18195	140 E MAIN	ST	CALLENDER STREET LLP	26.75	17.39		200	SIGN PERMIT
12/07/12	12 18228	131 W MAIN	ST	J & D FAMILY PARTNERSHIP	26.75	17.39		1125	SIGN PERMIT
12/10/12	12 18227	707 BRIDGER	DR	QUIGLEY, KATHLEEN	23.75	15.44		1294	SIGN PERMIT
12/10/12	12 18231	1006 W MAIN	ST	1006 WEST MAIN LLC	64.5	41.93		6000	SIGN PERMIT
12/10/12	12 18235	355 AUTOMOTIVE	AVE	J & D FAMILY PARTNERSHIP	42	27.3		2200	SIGN PERMIT
					<b>216.50</b>	<b>140.74</b>	<b>0</b>	<b>12,706.00</b>	
12/17/12	12 17959	4445 PERRY	ST	TONDRE, ZACHARY A & KELI K	140	129.63	600	63558	RES ATTACHED ADU
12/17/12	12 18109	3622 POTOSI	ST	JBE LLC	497	460.17	2136	194538	RES ATTACHED SFD
12/17/12	12 18110	3634 POTOSI	ST	JBE LLC	497	460.17	2136	194538	RES ATTACHED SFD
12/03/12	12 17673	3794 PIPESTONE	ST	MILLS, STEVE	474	438.88	2036	181920	RES SINGLE FAMILY DWELLING
12/03/12	12 18034	3200 GOLDEN SUN	DR	BOZEMAN I LLC	863	799.05	3708	338322	RES SINGLE FAMILY DWELLING
12/04/12	12 18077	212 N CHURCH	AVE	CHURCH DIRT LLC	807	747.2	3468	367365	RES SINGLE FAMILY DWELLING
12/04/12	12 18129	2527 SPIRIT CROSSING	LN	EBBIGHAUSEN HOMES	722	668.5	3104	273679	RES SINGLE FAMILY DWELLING
12/17/12	12 18176	6089 BLACKWOOD	RD	BOZEMAN I LLC	737	682.39	3168	295199	RES SINGLE FAMILY DWELLING
12/19/12	12 18137	2357 MILKHOUSE	AVE	MARTIN, BONNIE	567	524.99	2435	223039	RES SINGLE FAMILY DWELLING
12/20/12	12 18030	2018 SOUTHBRIDGE	DR	HOLYOKE IV INC	834	772.2	3584	333780	RES SINGLE FAMILY DWELLING
12/17/12	12 18062	1111 S WILLSON	AVE	HALEY, DELPHINE &	703	650.91	3020	319909	RES DUPLEX (2 UNITS)
12/14/12	12 17796	3237 N 27TH	AVE	MNR LLC	2060	2384.19	11072	947541	RES 5+ UNITS/7 Units

December 2012 - Building Permits

**8,901.00 8,718.28 40,467 3,733,388.00**

<u>DATE</u>	<u>PERMIT #</u>	<u>ADDRESS</u>	<u>OWNER</u>	<u>CONTRACTOR</u>	<u>PERMIT FEE</u>	<u>PLAN CHECK</u>	<u>SQ FT</u>	<u>VALUATION</u>	<u>DESCRIPTION</u>
12/03/12	12 18218	918 WOODLAND	DR SCHRUM, ALLAN G & THERESA C						0 RES ALTERATION
12/04/12	12 17465	401 N GRAND	AVE ENGLAND, BRIAN	VIDMAR CONSTRUCTION, INC	64.5	41.93			6000 RES ALTERATION
12/06/12	12 18232	1140 CHERRY	DR CLOSE, BRIAN & ELIZABETH BOYSON	MR RIGHT NOW'S HOME SERVICES	26.75				400 RES ALTERATION
12/06/12	12 18233	2409 SPRING CREEK	DR GIBSON, DAVID F & REBECCA						0 RES ALTERATION
12/10/12	12 18196	718 N BOZEMAN	AVE WALSH, KATHLEEN F &	ONSITE ENERGY LLC	49.5	37.05			3600 RES ALTERATION
12/12/12	12 18198	1215 S GRAND	AVE DURBIN, STEPHEN &	HOUDASHELT ENTERPRISE	42	32.18			3000 RES ALTERATION
12/03/12	12 18209	2308 DURSTON	RD WESTERN SHAMBALLA INC	SMART ROOFING & CONSTRUCTION	42				3000 RESIDENTIAL REROOF
12/03/12	12 18214	2921 ROSE	ST ALLISON, JAMES & JULIE	TIMBERCRAFT LLC	79.5				8000 RESIDENTIAL REROOF
12/11/12	12 18243	440 N 4TH	AVE STUEMKE, LAWRENCE	K2 CONSTRUCTION	57				5000 RESIDENTIAL REROOF
12/19/12	12 18262	417 W LAMME	ST NEDRUD, JENS V	DLR CONSTRUCTION	64.5				6000 RESIDENTIAL REROOF
12/10/12	12 18141	4050 W BABCOCK	ST Aspen Place HOA	GUARDIAN RESTORATION, INC	26.75				1360 WINDOW REPLACEMENT PERMIT
12/27/12	12 18273	1616 DURSTON	RD HURLBURT, ANDREW	MR RIGHT NOW'S HOME SERVICES	79.5				7422 WINDOW REPLACEMENT PERMIT
					<b>307.25</b>	<b>0.00</b>	<b>0</b>	<b>27,782.00</b>	
					<b>14,521.00</b>	<b>12,429.63</b>	<b>371,263</b>	<b>5,260,715.00</b>	

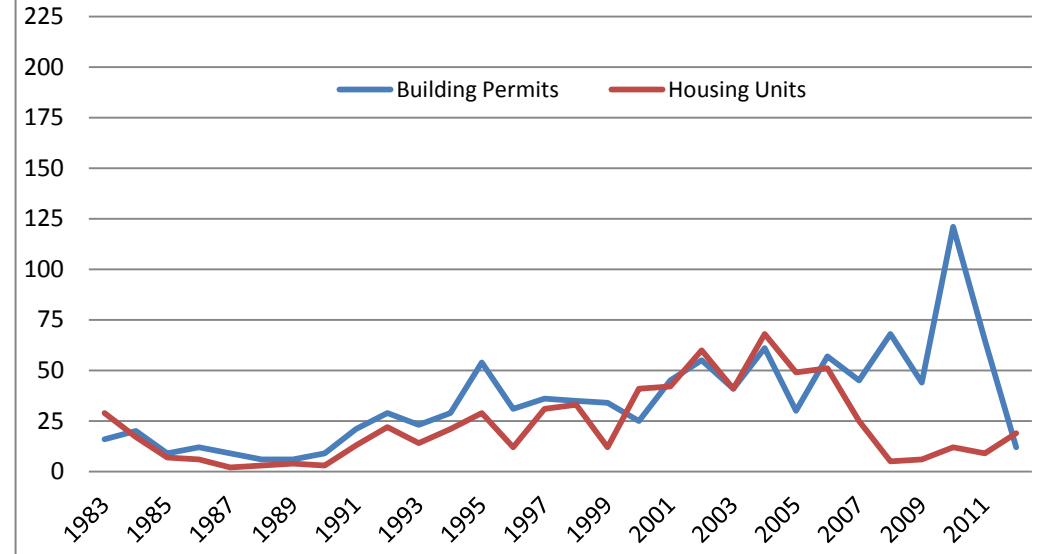
**December 2012: 55 Permits; 19 New Housing Units; \$3,733,388 Valuation**

December 2011: 65 Permits; 9 New Housing Units; \$5,611,023.00 Valuation

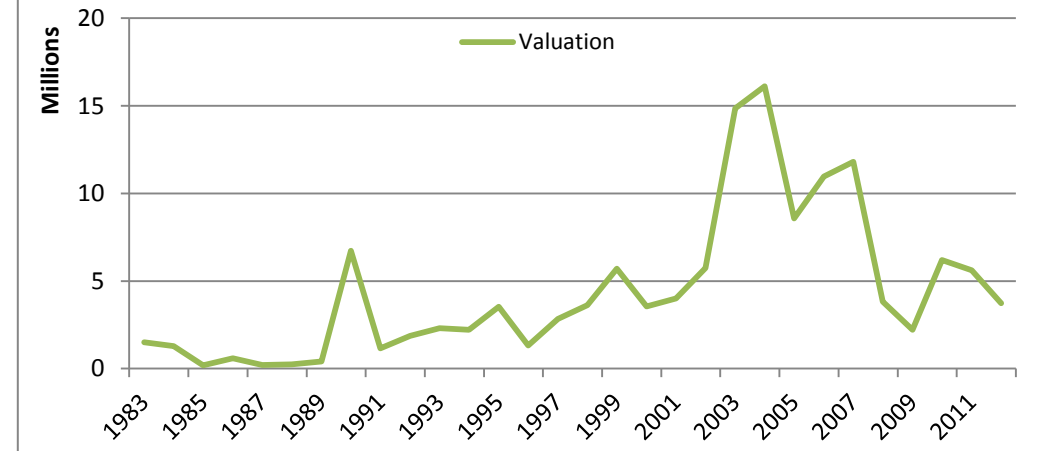
**Month of December  
THIRTY YEAR BUILDING PERMIT COMPARISON**

December	Permits	Housing Units	Valuation	YTD Permits	YTD Units	YTD Valuation
2012	12	19	3,733,388	420	223	90,956,558
2011	65	9	5,611,023	1783	189	101,367,936
2010	121	12	6,195,067	3072	206	102,902,171
2009	44	6	2,218,610	1274	180	100,638,969
2008	68	5	3,831,004	1044	249	135,832,707
2007	45	25	11,802,228	900	758	243,751,248
2006	57	51	10,962,014	832	670	192,676,993
2005	30	49	8,580,985	893	954	199,033,213
2004	61	68	16,112,357	964	879	143,919,205
2003	41	41	14,860,019	853	614	133,215,335
2002	55	60	5,734,666	806	526	85,786,121
2001	45	42	4,009,425	682	422	78,899,715
2000	25	41	3,554,059	629	415	81,199,818
1999	34	12	5,699,393	672	546	83,799,006
1998	35	33	3,617,603	736	423	58,191,682
1997	36	31	2,843,423	787	309	66,391,699
1996	31	12	1,318,553	757	454	52,404,916
1995	54	29	3,536,645	736	474	53,383,602
1994	29	21	2,210,391	493	323	52,206,522
1993	23	14	2,317,422	533	339	43,811,105
1992	29	22	1,864,515	442	231	27,309,713
1991	21	13	1,151,439	340	215	33,750,305
1990	9	3	6,731,478	229	106	20,174,666
1989	6	4	417,420	166	80	14,387,920
1988	6	3	241,560	137	47	7,226,204
1987	9	2	208,800	190	48	10,408,674
1986	12	6	592,304	236	113	15,983,415
1985	9	7	185,452	272	183	16,518,111
1984	20	17	1,279,088	334	228	29,618,661
1983	16	29	1,510,820	382	289	20,475,998

**Thirty Year Building Permit Comparison**

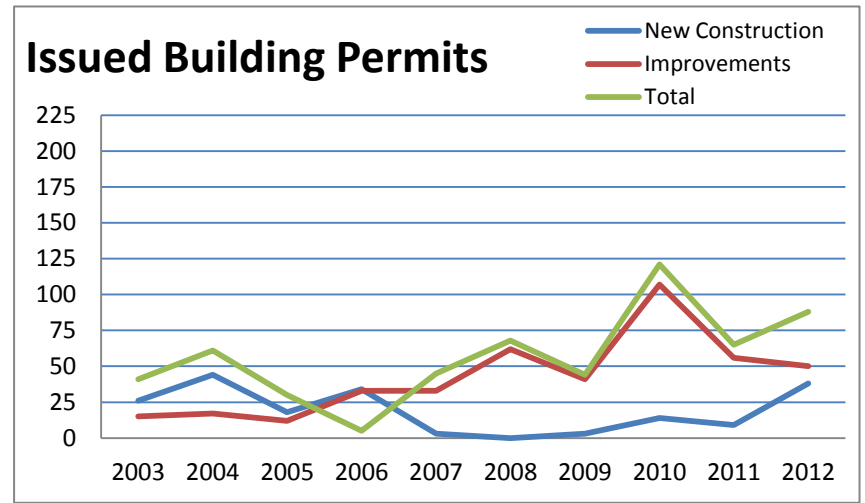


**Thirty Year Valuation Comparison**

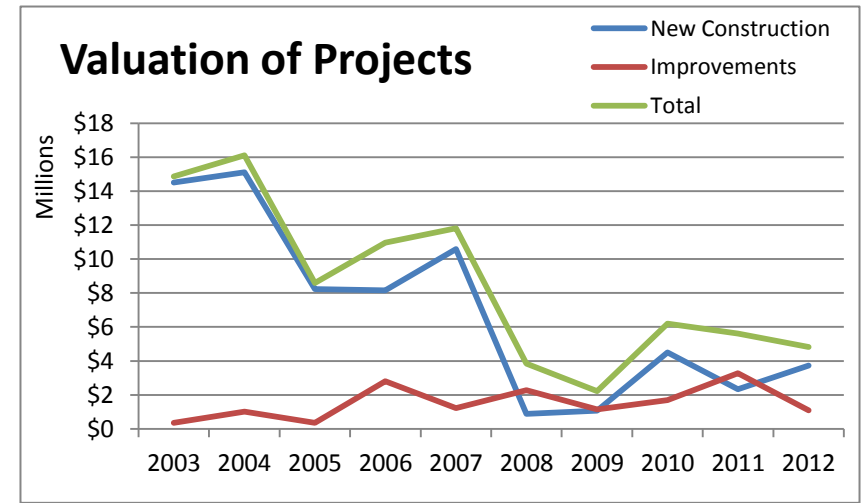


**SINGLE MONTH COMPARISON FOR 10 YEAR BUILDING PERMITS  
BUILDING DEPARTMENT -- CITY OF BOZEMAN**

	Dec-12		Dec-11		Dec-10		Dec-09		Dec-08	
	BP\U	Valuation	BP\U	Valuation	BP\U	Valuation	BP\U	Valuation	BP\U	Valuation
<b>New Construction</b>										
Single Family	10	2,465,938	9	2,338,339	10	2,045,877	2	369,489	3	875,503
Multi Family		947,541					1\4	699,264		
Duplex	2	319,909								
Townhomes					2\2	288,388			2	382,836
Commercial	0	0			2	2,169,145			1	288,260
Other	0	0								
<b>SUB-TOTAL</b>	<b>38</b>	<b>3,733,388</b>	<b>9</b>	<b>2,338,339</b>	<b>14\14</b>	<b>4,503,410</b>	<b>3\6</b>	<b>1,068,753</b>	<b>6</b>	<b>1,546,599</b>
<b>Improvements</b>										
Residential	12	43,782	33	285,275	70	759,206	16	336,789	17	1,249,834
Commercial	23	1,020,961	17	2,779,459	32	789,064	14	607,798	15	611,404
Fire Systems	15	29,045.00	3	177,210	2	129,700	6	102,245	9	231,457
Other			3	30,740	3	13,687	5	103,025	21	191,710
<b>SUB-TOTAL</b>	<b>50</b>	<b>1,093,788</b>	<b>56</b>	<b>3,272,684</b>	<b>107</b>	<b>1,691,657</b>	<b>41</b>	<b>1,149,857</b>	<b>62</b>	<b>2,284,405</b>
<b>TOTAL PERMITS</b>	<b>88</b>	<b>4,827,176</b>	<b>65</b>	<b>5,611,023</b>	<b>21\12</b>	<b>6,195,067</b>	<b>44\50</b>	<b>2,218,610</b>	<b>68</b>	<b>3,831,004</b>



	Dec-07		Dec-06		Dec-05		Dec-04		Dec-03	
	BP\U	Valuation	BP\U	Valuation	BP\U	Valuation	BP\U	Valuation	BP\U	Valuation
Single Family	5	839,647	10	2,445,873	12	3,006,558	20	3,608,016	14	3,002,355
Multi Family	2\16	1,083,332	2\27	2,725,516	1\32	4,319,958	5\28	2,720,388	3\17	1,740,573
Duplex	1\2	386,210	5\10	1,605,943			2\4	543,806	5\10	1,044,550
Townhomes	2	373,110	4	663,934	4	822,796	16	1,797,578		
Commercial	2	7,899,380	3	708,175			1	6,431,474	4	8,722,063
Other					1	75,429				
<b>SUB-TOTAL</b>	<b>12\27</b>	<b>10,581,679</b>	<b>24\54</b>	<b>8,149,441</b>	<b>18\49</b>	<b>8,224,741</b>	<b>44\69</b>	<b>15,101,262</b>	<b>26\45</b>	<b>###</b>
<b>Improvements</b>										
Residential	7	286,816	7	101,500	3	49,100	9	154,938	4	10,600
Commercial	11	681,593	17	2,217,573	4	129,348	7	829,793	11	339,878
Fire Systems	9	231,052	3	436,000	4	173,796	1	26,337		
Other	6	21,088	6	57,500	1	4,000				
<b>SUB-TOTAL</b>	<b>33</b>	<b>1,220,549</b>	<b>33</b>	<b>2,812,573</b>	<b>12</b>	<b>356,244</b>	<b>17</b>	<b>1,011,068</b>	<b>15</b>	<b>350,478</b>
<b>TOTAL PERMITS</b>	<b>45\60</b>	<b>11,802,228</b>	<b>45\60</b>	<b>10,962,014</b>	<b>30\61</b>	<b>8,580,985</b>	<b>61\86</b>	<b>16,112,330</b>	<b>41\60</b>	<b>###</b>



## IMPACT FEES 2012

MONTH	STREET	FIRE	WATER	WW	MONTHLY	YTD
January	33,878.70	9,125.28	37,239.91	34,027.42	114,271.31	114,271.31
February	70,421.79	17,513.18	66,032.98	72,236.40	226,204.35	340,475.66
March	46,893.15	13,202.27	51,553.50	57,746.85	169,395.77	509,871.43
April	77,832.49	19,793.64	79,367.69	88,048.45	265,042.27	774,913.70
May	185,476.23	39,661.63	172,163.96	188,143.02	585,444.84	1,360,358.54
June	251,822.73	40,600.93	174,735.20	189,599.17	656,758.03	2,017,116.57
July	189,665.70	24,240.51	108,262.93	107,794.12	429,963.26	2,447,079.83
August	207,766.90	30,305.66	134,039.09	153,991.61	526,103.26	2,973,183.09
September	359,040.00	57,757.00	206,214.00	230,987.00	853,998.00	3,827,181.00
October	487,118.00	96,265.00	276,553.00	298,766.00	1,158,702.00	4,985,883.00
November	164,798.00	49,709.56	170,071.00	165,117.00	549,695.56	5,535,578.56
December	38,448.67	7,773.53	33,822.33	31,757.88	111,802.41	5,647,380.97

## BUILDING REVENUE, FISCAL YEAR 2013

MONTH	BUILDING	PLAN REVIEW	ELECTRIC	PLUMBING	Fire Alarm/ Suppression	Penalty/ Other Fees	Monthly	YTD
June, 13								
May, 13								
April, 13								
March, 13								
February, 13								
January, 13								
December, 12	12,636.00	14,364.90	3,015.00	5,640.50	3,056.25	955.75	39,668.40	573,494.01
November, 12	31,242.71	20,054.81	6,332.75	10,356.50	793.50	0.00	68,780.27	533,825.61
October, 12	59,889.00	36,665.00	8,486.00	11,869.00	513.00	526.00	117,948.00	465,045.34
September, 12	65,720.00	45,232.00	9,336.00	8,656.00	174.00	355.00	129,473.00	347,097.34
August, 12	51,068.25	34,831.73	6,104.50	3,742.00	114.00	2,542.75	98,403.23	145,738.21
July, 12	40,286.21	62,576.15	6,215.00	9,359.50	0.00	784.25	119,221.11	119,221.11

<b>Figures are for December-12</b>					<b>Housing Starts</b>			<b>Remodels &amp; Additions</b> (includes fences, garages & reroofs)		
	Permits	Units	Valuation	Sq Footage		#	Valuation			
<b>Single Family</b>	7	7	2,013,304	21,503	<b>Residential</b>	12	\$43,782			
<b>Duplex</b>	1	2	319,909	3,020	<b>Commercial</b>	23	\$1,020,961			
<b>Multi-Plex</b>	1	7	947,541	11,072		<b>COMMERCIAL STARTS</b>				
<b>Townhome</b>	2	2	4,272	389,076		<b>Bldgs</b>	<b>Valuation</b>	<b>Sq Footage</b>		
<b>Other</b>	1	1	63,558	600		2	510,034.00	3,860		
<b>Total New:</b>	<b>12</b>	<b>19</b>	<b>\$3,348,584</b>	<b>425,271</b>	<b>CITY</b>					