



BUILDING PERMIT REPORT

April 2013 / FY 2013

FISCAL YEAR 2013

	Apr-2013		Apr-2012		YTD as of Apr- 2013		YTD as of Apr - 2012	
	THIS MONTH - FY2013		HIS MONTH - FY201		YEAR TO DATE - FY2013		YEAR TO DATE - FY2012	
NEW CONSTRUCTION	NO	VALUATION	NO	VALUATION	NO	VALUATION	NO	VALUATION
SINGLE FAMILY	57	12,317,386.00	23	5,424,284.00	294	\$70,508,180	188	45,380,995.00
DUPLEX (4 UNITS)	2	774,322.00			9+2	\$3,592,027	4/8	1,666,949.00
MULTI-FAMILY (4 UNITS)	1	725,461.00			17	\$13,880,432	5 Bldg	28 Units
								4,159,230.00
MISC (GARAGE, SHED, FENCE, ETC.)	4	422,964.00			18	\$893,110		
ASSEMBLY	2	4,023,214.00			7	\$8,197,588	1	1,516,866.00
BUSINESS					2	\$4,097,020	3	4,889,532.00
EDUCATIONAL	1	380,250.00			3	\$11,804,370		
FACTORY								
HAZARDOUS								
INSTITUTIONAL								
MERCHANTILE					1	\$1,151,150	2	1,435,308.00
MOTEL/HOTEL					2	\$9,376,380		
STORAGE	1	21,624.00			2	\$341,533	3/6	2,376,505.00
TOTAL	68	18,665,221.00	23	5,424,284.00	346	\$80,386,984	206/236	61,425,385.00
ADDITION/REMODEL	NO.	VALUATION	NO.	VALUATION	NO.	VALUATION	NO.	VALUATION
RESIDENTIAL	26	563,042.00	81	1,546,214.00	349	\$4,607,956	1179	15,598,159.00
COMMERCIAL	32	4,361,445.00	35	4,093,313.00	274	\$14,371,510	416	27,306,264.00
TOTAL	58	4,924,487.00	116	5,639,527.00	623	\$123,841,790	1595	42,904,423.00
CONSTRUCTION VALUE								
REVENUE	NO	AMOUNT	NO	AMOUNT	NO	AMOUNT	NO	AMOUNT
BUILDING	127	62,178.69	142	31,332.50	1010	\$416,527	1976	394,052.00
PLAN CHECK	140	102,571.34	116	40,368.97	775	\$456,819	842	264,683.00
ELECTRICAL	82	7,944.25	62	3,503.50	694	\$69,305	605	46,858.00
PLUMBING/MECHANICAL	131	11,133.75	72	5,558.75	947	\$84,045	823	84,351.00
FIRE ALARM/SUPPRESSION SYSTEMS			5	903.25	69	\$6,827	69	9,997.00
DEMOLITION	5	375.00			34	\$2,550		
CODE ENFORCEMENT			2	150.00	4	\$1,049	28	2,175.00
PENALTIES	1	53.50	12	961.35	39	\$4,211	35	2,625.00
Extensions-Permits & Apps	4	300.00			25	\$2,000	87	10,938.00
INSPECTION FEES	1	75.00			18	\$1,713	21	2,075.00
MISC REVENUE	3	7.02	15	60.50	63	\$551		260.00
TOTAL	494	184,638.55	426	82,838.82	3678	\$1,045,597	4486	818,014.00

Mr Chris Kukulski
 City Manager
 PO Box 1230
 Bozeman MT 59771

Dear Mr Kukulski:

The following report is submitted to show the permits issued and fees charged for the month of **April 2013**. The list of building, plumbing and electrical permits are attached in addition to the monthly and yearly summary of housing and commercial building activity.

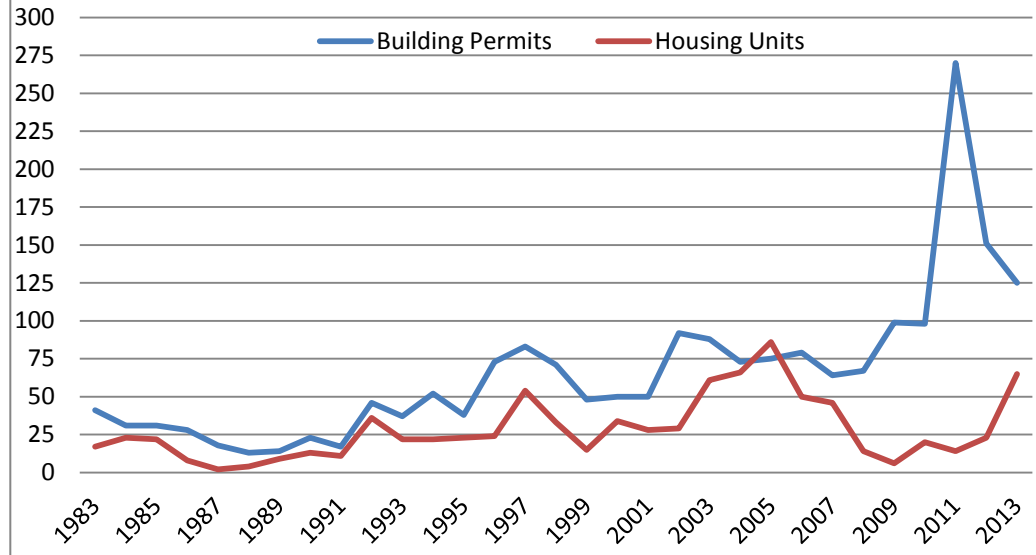
	2013		2,012.00	
	No.	Fee	No.	Fee
Electrical Permits	82	7,944.25	62.00	3,503.50
Plumbing/Mechanical Permits	131	11,133.75	72.00	5,558.75
Demolition Permits	5	375.00		
Fire Alarm/Suppression Systems	0	-	5.00	903.25
Inspection Fees	1	75.00	12.00	961.35
Code Enforcement Fees	0	-		
Extensions-Permits & Applications	4	300.00	2.00	150.00
Penalty Fees	1	53.50	15.00	60.50
Plan Check Fees	140	102,571.34	116.00	40,368.97
Building Permits	127	62,178.69	142.00	31,332.50
SUB-TOTALS:	491	184,631.53	426.00	\$ 82,838.82
Investigation Fees				
Other Building Department Rev.				
Uniform Code Books				
New Water - Residential	64	16,667.52	23.00	5,989.89
New Water - Commercial				
New Sewer - Residential	63	1,323.00	24.00	504.00
New Sewer - Commercial				
Water/Sewer Inspection Fee	63	6,300.00	23.00	2,300.00
Water Renewal				
Sewer Renewal				
Eng. Maps/Prints/Docs	4	91.25	4.00	21.00
Floodplain Dev. Permits				
Waste Water Dischg. Permits				
Degradation Permit	5	497.25		
Street Cut Permits	5	250.00		
Street/Alley Vacation Fees				
Cash-in-Lieu of Water Rights	2	6,174.50		
Other Eng. Misc. Rev.				
Planning Docs/Maps				
Master Plan Amendment				
Subdivision Review Fees				
Improvements Agreement			1	400.00
Other Planning Div. Rev.	6	524.37	20	773.39
Zoning/Comm. Dev. Docs/Maps				
Site Plan Review				
Overlay District Review				
Conditional Use Appl. CUP				
Certificate of Appropriateness COA				
Planning & Zoning	47	43,849.73	50	35,969.50
Zone Map/Code Amendments				
Board of Adj. Review/Variance				
Annexation Fees				
V & A - Appeals				
V & A - Variances				
Zone Code Books				
Other Zoning/CD Rev/Sign Tag				
Planned Unit Development - PUD				
Street Impact Fees	65	259,267.09	23	77,832.49
Fire Impact Fees	64	25,876.66	23	19,793.64
Water Impact Fees	64	138,091.34	23	79,367.69
WasteWater Impact Fees	63	87,998.13	23	88,048.45
	259	\$ 75,677.62	237	\$ 311,000.05
	750	\$ 260,309.15	663	\$ 393,838.87

Respectfully submitted,

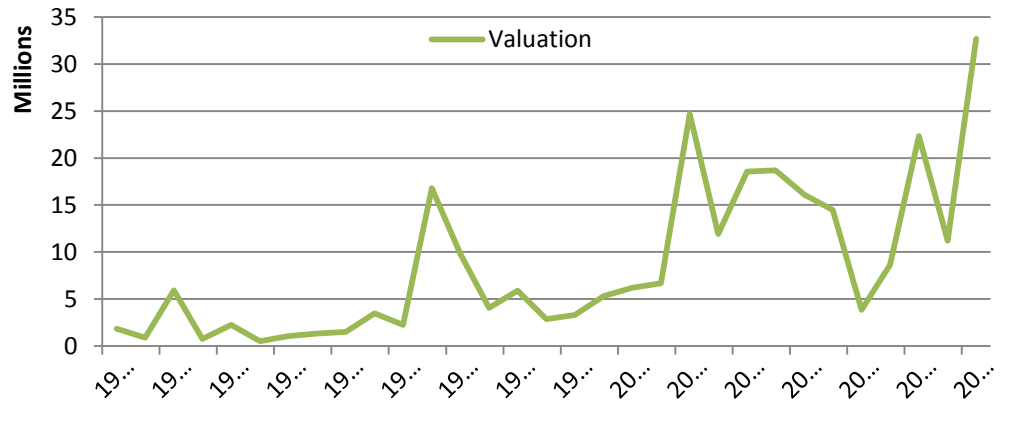
**Month of April
THIRTY YEAR BUILDING PERMIT COMPARISON**

April	Housing		YTD Permits	YTD Units
	Permits	Units		
2013	125	65	411	109
2012	151	23	437	67
2011	270	14	624	37
2010	98	20	294	66
2009	99	6.00	325.00	16
2008	67	14.00	215.00	100
2007	64	46.00	251.00	162
2006	79	50.00	232.00	152
2005	75	86.00	271.00	283
2004	73	66.00	238.00	235
2003	88	61.00	230.00	148
2002	92	29.00	180.00	96
2001	50	28.00	165.00	109
2000	50	34.00	161.00	138
1999	48	15.00	152.00	88
1998	71	33.00	203.00	83
1997	83	54.00	225.00	101
1996	73	24.00	193.00	111
1995	38	23.00	211.00	59
1994	52	22.00	165.00	97
1993	37	22.00	123.00	66
1992	46	36.00	132.00	84
1991	17	11.00	63.00	26
1990	23	13.00	48.00	22
1989	14	9.00	32.00	16
1988	13	4.00	37.00	15
1987	18	2.00	47.00	6
1986	28	8.00	71.00	41
1985	31	22.00	64.00	39
1984	31	23.00	93.00	43
1983	41	17.00	110.00	91

Thirty Year Building Permit Comparison



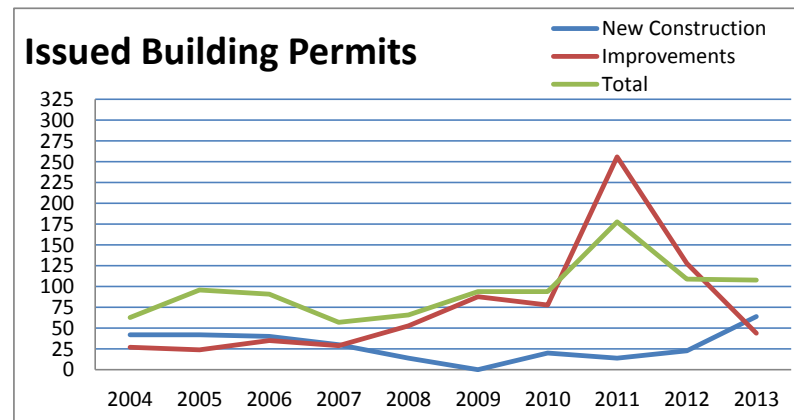
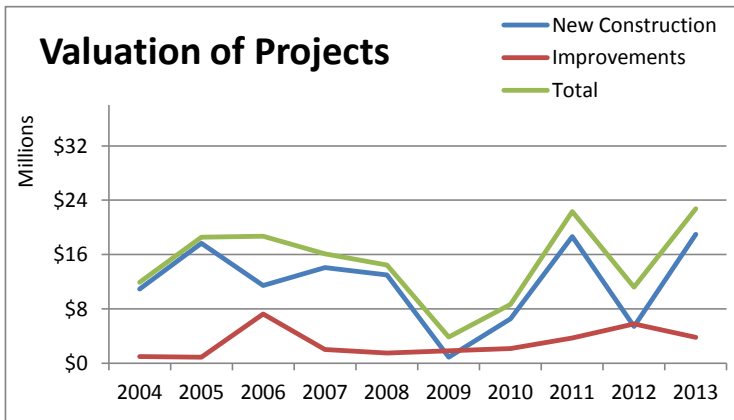
Thirty Year Valuation Comparison



**SINGLE MONTH COMPARISON FOR 10 YEAR BUILDING PERMITS
BUILDING DEPARTMENT -- CITY OF BOZEMAN**

	Apr-13		Apr-12		Apr-11		Apr-10		Apr-09	
	BP\U	Valuation	BP\U	Valuation	BP\U	Valuation	BP\U	Valuation	BP\U	Valuation
New Construction										
Single Family	44	10,751,583.00	21	5,063,022.00	10	2,382,753.00	16	3,089,110.00	4	1,098,954.00
Multi Family	1	725,461.00			1	256,845.00				
Duplex	2	774,322.00					2	932,738.00		
Townhomes	14	2,291,264.00	2	361,262.00					2	264,328.00
Commercial	4	4,425,088.00			3	15,989,648.00	2	2,502,673.00	5	660,734.00
Other										
SUB-TOTAL	64	18,967,718.00	23	5,424,284.00	14	18,629,246.00	20	6,524,521.00	11	2,024,016.00
Improvements										
Residential	23	514,792.00	81	1,546,214.00	185	1,653,406.00	51	965,682.00	56	709,720.00
Commercial	21	3,288,733.00	35	4,093,313.00	61	1,849,029.00	17	1,021,177.00	16	283,285.00
Fire Systems			5	118,271.00	2	20,956.00	6	54,045.00	12	652,635.00
Other			7	28,543.00	8	194,975.00	4	94,380.00	4	191,500.00
SUB-TOTAL	44	3,803,525.00	128	5,786,341.00	256	3,718,366.00	78	2,135,284.00	88	1,837,140.00
TOTAL PERMITS	108	22,771,243.00	109	11,210,625.00	178	22,347,612.00	94	8,659,805.00	94	3,861,156.00

	Apr-08		Apr-07		Apr-06		Apr-05		Apr-04	
	BP\U	Valuation	BP\U	Valuation	BP\U	Valuation	BP\U	Valuation	BP\U	Valuation
New Construction										
Single Family	10	2,455,121.00	16	3,370,158.00	31	8,030,295.00	30	5,843,852.00	30	5,927,466.00
Multi Family	1	552,452.00	6	1,948,245.00	4	1,889,966.00	1	3,257,181.00	8	3,802,148.00
Duplex			1	278,112.00			1	375,906.00		
Townhomes			1	824,678.00	4	852,112.00	6	744,597.00		
Commercial	3	9,966,487.00	5	7,608,985.00	1	650,940.00	4	7,434,486.00	4	1,198,899.00
Other			1	57,088.00						
SUB-TOTAL	14	12,974,060.00	30	14,087,266.00	40	11,423,313.00	42	17,656,022.00	42	10,928,513.00
Improvements										
Residential	14	686,997.00	14	413,199.00	17	193,856.00	7	145,486.00	14	119,598.00
Commercial	11	547,390.00	10	1,484,100.00	14	6,885,000.00	15	596,788.00	15	776,881.00
Fire Systems	12	173,953.00	4	103,306.00	4	159,810.00	2	160,285.00		90,000.00
Other	16	93,250.00	1	6,374.00		15,000.00				
SUB-TOTAL	53	1,501,590.00	29	2,006,979.00	35	7,253,666.00	24	902,559.00	27	986,479.00
TOTAL PERMITS	66	14,475,650.00	57	16,094,245.00	91	18,676,979.00	96	18,558,581.00	63	11,914,992.00



IMPACT FEES 2013

MONTH	STREET	FIRE	WATER	WW	MONTHLY	YTD
January	88,225.32	19,923.20	97,178.16	82,496.92	287,823.60	287,823.60
February	123,589.00	12,756.00	81,620.00	51,384.00	269,349.00	557,172.60
March	246,189.30	25,787.00	151,204.00	99,242.00	522,422.30	1,079,594.90
April	59,267.09	25,876.66	138,091.34	87,998.13	311,233.22	1,390,828.12
May						
June						
July						
August						
September						
October						
November						
December						

BUILDING REVENUE, FISCAL YEAR 2013

MONTH	BUILDING	PLAN REVIEW	ELECTRIC	PLUMBING	Fire Alarm/Suppression	Penalty/Other Fees	Monthly	YTD
June, 13								
May, 13								
April, 13								
March, 13	49,599.75	53,270.28	5,083.26	8,633.25	49.50	1,391.00	118,027.04	858,380.10
February, 13	27,985.00	45,180.00	3,942.00	6,923.00	204.00	1,048.00	85,282.00	740,353.06
January, 13	22,378.30	41,454.00	3,510.00	10,675.00	1,922.00	1,637.75	81,577.05	655,071.06
December, 12	12,636.00	14,364.90	3,015.00	5,640.50	3,056.25	955.75	39,668.40	573,494.01
November, 12	31,242.71	20,054.81	6,332.75	10,356.50	793.50	-	68,780.27	533,825.61
October, 12	59,889.00	36,665.00	8,486.00	11,869.00	513.00	526.00	117,948.00	465,045.34
September, 12	65,720.00	45,232.00	9,336.00	8,656.00	174.00	355.00	129,473.00	347,097.34
August, 12	51,068.25	34,831.73	6,104.50	3,742.00	114.00	2,542.75	98,403.23	145,738.21
July, 12	40,286.21	62,576.15	6,215.00	9,359.50	-	784.25	119,221.11	119,221.11

Figures are for April-13		Housing Starts			Remodels & Additions (includes fences, garages & reroofs)			
Single Family	44	44	10,751,583.00	110,239	Residential	#	Valuation	
Duplex	2	4	774,322.00	8,404	Commercial	23	514,792.00	
Multi-Plex	1	2	725,461.00	8,408		32	3,288,733.00	
Townhome	14	14	2,291,264.00	24,891		COMMERCIAL STARTS		
Other						Bldgs	Valuation	Sq Footage
Total New:	61	64.00	14,542,630.00	151,942.00	CITY	4	4,425,088.00	8,020.00