



**BUILDING PERMIT REPORT**

SEPTEMBER 2013/FY 2014

FISCAL YEAR 2014

	Sep-2013		Sep-2012		YTD as of SEPT- 2013		YTD as of SEPT - 2012	
	THIS MONTH - FY2013		THIS MONTH - FY2012		YEAR TO DATE - FY2013		YEAR TO DATE - FY2012	
<b>NEW CONSTRUCTION</b>	NO	VALUATION	NO	VALUATION	NO.	VALUATION	NO	VALUATION
SINGLE FAMILY	39	\$ 9,285,192.00	24	\$6,608,390	131	\$ 31,465,705.00	80	20,629,551.00
DUPLEX					2	\$ 799,078.00	4	1,019,397.00
MULTI-FAMILY SEPT UNITS - 16	2	\$ 1,769,994.00	2	4,846,141.00	11	\$ 7,505,245.00	2	4,846,141.00
AUNNUAL TOTAL UNITS -94				70 MSU Units	-			
MISC (GARAGE, SHED, ADU ETC.)	2	\$ 162,697.00	3	72,156.00	19	\$ 332,960.00	5	9,455.00
ASSEMBLY					-		1	939,652.00
BUSINESS	2	\$ 1,243,750.00			4	\$ 2,042,828.00		
EDUCATIONAL			2	11,497,120.00	-		2	11,424,120.00
FACTORY					-			
HAZARDOUS	1	\$ 855,486.00			1	\$ 855,486.00		
INSTITUTIONAL					1	\$ 7,739,564.00		
MERCHANTILE					1	\$ 855,486.00	1	1,151,150.00
MOTEL/HOTEL			1	5,761,703.00	-	\$ -	1	5,761,703.00
STORAGE					2	\$ 65,770.00		
<b>TOTAL</b>	<b>44</b>	<b>13,317,119.00</b>	<b>32</b>	<b>28,785,510.00</b>	<b>172</b>	<b>\$ 51,662,122.00</b>	<b>90</b>	<b>45,939,270.00</b>
<b>ADDITION/REMODEL</b>	NO.	VALUATION	NO.	VALUATION	NO.	VALUATION	NO.	VALUATION
RESIDENTIAL	17	142,080.00	69	715,577.00	199	\$ 2,696,463.00	206	2,794,207.00
COMMERCIAL	19	1,148,654.00	31	1,904,535.00	113	\$ 8,299,173.00	105	8,342,031.00
<b>TOTAL</b>	<b>36</b>	<b>1,290,734.00</b>	<b>100</b>	<b>2,620,112.00</b>	<b>312</b>	<b>\$ 62,657,758.00</b>	<b>311</b>	<b>91,720,439.00</b>
<b>CONSTRUCTION VALUE</b>								
<b>REVENUE</b>	NO	AMOUNT	NO	AMOUNT	NO	AMOUNT	NO	AMOUNT
BUILDING	85	30,578.46	161	65,720.00	483	149,959.28	389	150,617.00
PLAN CHECK	229	23,115.86	94	45,232.00	641	161,794.66	300	143,259.00
ELECTRICAL	66	4,167.61	73	9,336.00	237	19,473.43	230	30,992.00
PLUMBING/MECHANICAL	143	10,226.89	90	8,656.00	473	43,562.66	260	21,758.00
FIRE ALARM/SUPPRESSION SYSTEMS	8	953.25	2	174.00	33	3,793.50	4	288.00
DEMOLITION	6	450.00	1	75.00	10	825.00	12	900.00
CODE ENFORCEMENT	1	75.00	2	150.00	1	75.00	0	750.00
SIGNS PERMITS	5	212.25	4	355.00	21	1,172.50	15	1,262.00
PENALTIES			2	150.00	3	225.00	7	525.00
EXTENSION FEES	10	750.00	3	225.00	13	975.00	6	450.00
INSPECTION FEES	5	337.50		18.00	6	825.65	43	112.00
MISC REVENUE			29	63.00	0	-		
<b>TOTAL</b>	<b>558</b>	<b>\$ 70,866.82</b>	<b>461</b>	<b>\$ 130,154.00</b>	<b>1921</b>	<b>\$ 382,681.68</b>	<b>1266</b>	<b>\$ 350,913.00</b>

Mr Chris Kukulski  
 City Manager  
 PO Box 1230  
 Bozeman MT 59771

Dear Mr Kukulski:

The following report is submitted to show the permits issued and fees charged for the month of **September 2013**. The list of building, plumbing and electrical permits are attached in addition to the monthly and yearly summary of housing and commercial building activity.

	2013		2012	
	No.	Fee	No.	Fee
Electrical Permits	66	4,167.61	52	4,592.75
Plumbing/Mechanical Permits	143	10,226.89	76	9,256.25
Moving Permits	1	168.00	3	225.00
Demolition Permits	6	450.00	11	1,238.00
Fire Alarm/Supression Systems	8	953.25	2	225.00
Inspection Fees	5	337.50	8	600.00
Code Enforcement	1	75.00		
Penalty Fees			12	1,058.75
Plan Check Fees	229	23,115.86	79	18,076.05
Building Permits	90	30,578.46	265	41,497.19
<b>SUB-TOTALS:</b>	<b>549</b>	<b>70,072.57</b>	<b>508</b>	<b>76769</b>
Other Bldg Div Rev.			13	828.00
Water Payback Fees				
New Water	39	10,526.02		
New Sewer	38	736.00	27	567.00
Water/Sewer Inspection Fee	38	3,501.00	27	2,700.00
Water Renewal				
Sewer Renewal				
Eng. Maps/Prints/Docs	3	56.25	11	109.00
Floodplain Dev. Permits	1	100.00		
Waste Water Dischg. Permits				
Degradation Permit	2	728.10	3	1,750.00
Street Cut Permits	2	100.00	3	150.00
Street/Alley Vacation Fees				
Cash-in-Lieu of Water Rights	2	21,420.00	2	43,040.00
Other Eng. Misc. Rev.				
Planning Docs/Maps				
Master Plan Amendment				
Subdivision Review Fees				
Improvements Agreement	2	1,440.78	1	2,486.00
Other Planning Div. Rev.	10	459.25		
Zoning/Comm. Dev. Docs/Maps				
Certificate of Appropriateness COA				
Zone Map/Code Amendments				
Storm Water Permits	7	500.00	1	75.00
Planning & Zoning	35	16,278.25	32	12,432.00
Annexation Fees				
V & A - Appeals				
V & A - Variances				
Other Zoning/CD Rev/Sign Tag				
Planned Unit Development - PUD				
Street Impact Fees	37	130,706.09	32	359,040.00
Fire Impact Fees	37	12,867.52	30	57,757.00
Water Impact Fees	40	106,066.04	26	206,214.00
WasteWater Impact Fees	39	58,709.14	27	230,987.00
<b>SUB-TOTAL:</b>	<b>332</b>	<b>364,194.44</b>	<b>235</b>	<b>918,135.00</b>
<b>TOTAL RECEIPTS:</b>	<b>881</b>	<b>434,267.01</b>	<b>743</b>	<b>\$ 994,903.99</b>

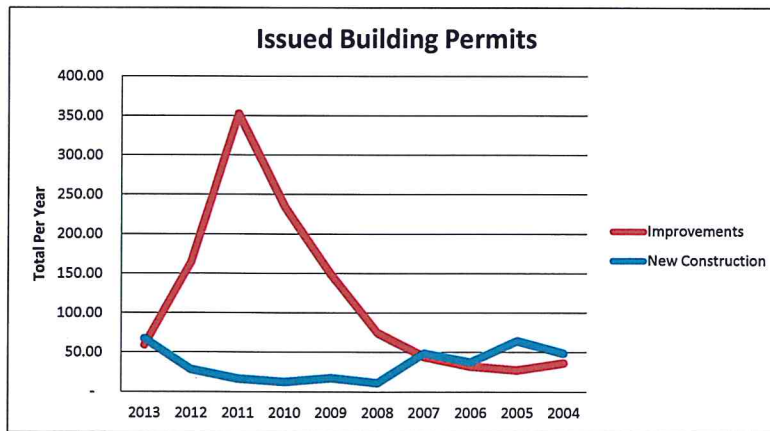
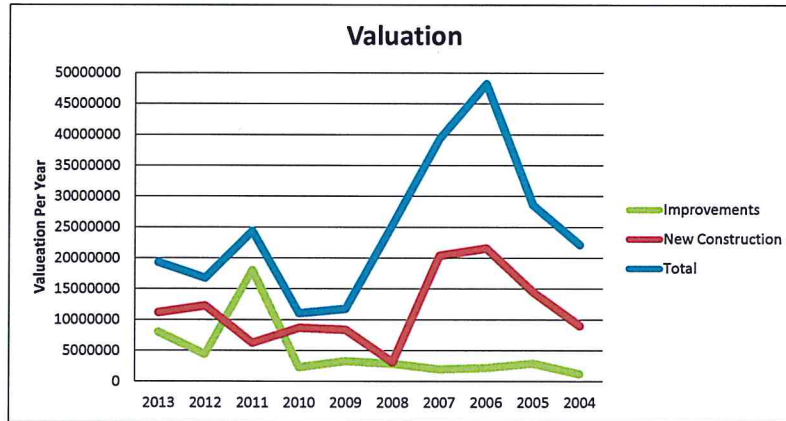
Respectfully submitted,

Bob Risk  
 Chief Building Official

**SINGLE MONTH COMPARISON FOR 10 YEAR BUILDING PERMITS  
BUILDING DEPARTMENT -- CITY OF BOZEMAN**

	Sep-13		Sep-12		Sep-11		Sep-10		Sep-09	
	BP\U	Valuation	BP\U	Valuation	BP\U	Valuation	BP\U	Valuation	BP\U	Valuation
<b>New Construction</b>										
Single Family	38	9,365,192.00	27	7,659,902.00	10	2,283,072.00	8	1,531,893.00	8	1,886,032.00
Multi Family	2	1,769,994.00								
Duplex			4	1,019,397.00						
Townhomes	6	1,236,536.00			2	229,750.00	4	600,092.00		
Commercial	3	2,099,236.00	1	939,652.00			1	60,000.00	4	2,536,837.00
Other			2	22,400.00	1	489,825.00				
<b>SUB-TOTAL</b>	<b>49</b>	<b>14,470,958.00</b>	<b>34</b>	<b>21,902,814.00</b>	<b>13</b>	<b>3,002,647.00</b>	<b>12</b>	<b>2,191,985.00</b>	<b>12</b>	<b>4,422,869.00</b>
<b>Improvements</b>										
Residential	18	123,536.00	9	715,577.00	173	1,705,469.00	565	5,008,752.00	80	1,044,063.00
Commercial	19	1,148,654.00	31	1,904,535.00	69	3,451,756.00	157	3,636,510.00	16	2,473,173.00
Fire Supression Systems	8	192,000.00			11	163,047.00	8	716,485.00	6	101,568.00
Other					14	164,087.00	3	97,975.00	6	211,088.00
<b>SUB-TOTAL</b>	<b>45</b>	<b>1,464,190.00</b>	<b>40</b>	<b>2,620,112.00</b>	<b>267</b>	<b>5,484,359.00</b>	<b>733</b>	<b>9,459,722.00</b>	<b>108</b>	<b>3,829,892.00</b>
<b>TOTAL PERMITS</b>	<b>94</b>	<b>15,935,148.00</b>	<b>74</b>	<b>12,261,463.00</b>	<b>280</b>	<b>8,487,006.00</b>	<b>120</b>	<b>11,651,707.00</b>	<b>120</b>	<b>8,252,761.00</b>

	Sep-08		Sep-07		Sep-06		Sep-05		Sep-04	
	BP\U	Valuation	BP\U	Valuation	BP\U	Valuation	BP\U	Valuation	BP\U	Valuation
<b>New Construction</b>										
Single Family	6	1,565,120.00	26	4,560,224.00	17	4,632,206.00	18	3,629,261.00	24	3,805,276.00
Multi Family	4\16	1,617,048.00	1\9	1,088,369.00	6\31	2,857,761.00	4\62	5,198,387.00	13\53	5,143,108.00
Duplex	2\4	827,242.00	1\2	258,031.00	2\4	918,835.00	3\6	982,943.00	6\12	1,373,957.00
Townhomes			6	994,826.00	8	1,429,184.00	5	1,022,542.00		
Commercial	3	2,529,406.00	5	20,716,476.00	6	1,613,636.00	3	8,764,406.00	4	1,661,232.00
Other										
<b>SUB-TOTAL</b>	<b>15\29</b>	<b>6,538,816.00</b>	<b>39\48</b>	<b>27,617,926.00</b>	<b>39\56</b>	<b>11,451,622.00</b>	<b>33\94</b>	<b>19,597,539.00</b>	<b>47\93</b>	<b>11,983,573.00</b>
<b>Improvements</b>										
Residential	20	400,164.00	9	276,899.00	11	420,067.00	14	249,798.00	17	378,433.00
Commercial	10	12,814,055.00	14	969,756.00	10	1,466,901.00	11	1,769,552.00	11	415,107.00
Fire Supression Systems	5	251,084.00	4	56,396.00	5	357,182.00	7	401,554.00	3	176,210.00
Other	114	905,387.00	1	3,800.00	4	8,050.00	2	1,000.00		
<b>SUB-TOTAL</b>	<b>149</b>	<b>14,370,690.00</b>	<b>28</b>	<b>1,306,851.00</b>	<b>30</b>	<b>2,252,200.00</b>	<b>34</b>	<b>2,421,904.00</b>	<b>31</b>	<b>969,750.00</b>
<b>TOTAL PERMITS</b>	<b>164\178</b>	<b>20,909,506.00</b>	<b>67\76</b>	<b>28,924,777.00</b>	<b>69\86</b>	<b>13,703,822.00</b>	<b>67\128</b>	<b>22,019,443.00</b>	<b>78\124</b>	<b>12,953,323.00</b>



**SEPTEMBER 2013 - BUILDING PERMITS**

DATE	PERMIT #	ADDRESS	OWNER	CONTRACTOR	PERMIT FEE	PLAN CHECK	SQ FOOT	VALUATION	DESCRIPTION
09/09/13	13 19068	1400 S 19TH	MT DEPT OF FISH WLDLIF & PARKS	MONTANA CONSTRUCTION WORKS	42.00	61.43	-	3,000.00	COMM ALTERATION
09/25/13	13 19578	209 S WILLSON	BORQUIST, CARL	COOKSTAR PRODUCTIONS	109.50	71.18	-	12,000.00	COMM ALTERATION
09/27/13	13 19364	1735 W OAK	SMITH'S FOOD & DRUG CENTER	CNC CONSTRUCTION INC	1,625.33	1,625.33	-	855,486.00	COMM GAS STATION/CONVIENCE STORE
09/12/13	12 17845	3709 BAXTER	JEFFRIES, CURTIS & ALBA R	SPRING CORPORATION	49.50	32.18	1,640	190,125.00	COMM OTHER NON-RESIDENTIAL BLD
09/25/13	13 18677	2911 W MAIN	Gallatin Mall Group LLC	LANGLAS & ASSOCIATES, INC	57.00	-	12,500	1,053,625.00	COMM STORES & CUSTOMER SERVICE
09/04/13	13 19588	1010 E MAIN	PARK PLACE BOZEMAN LLC		42.00	27.30	-	3,000.00	COMM TENANT IMPROVEMENT
09/09/13	13 19432	2415 W MAIN	WEST MAIN PROPERTIES LLC	PINNACLE CONSTRUCTION, INC	42.00	27.30	-	2,800.00	COMM TENANT IMPROVEMENT
09/10/13	13 18921	0 MSU - COBLEIGH HALL	MSU		690.45	481.33	-	215,000.00	COMM TENANT IMPROVEMENT
09/10/13	13 19542	11 E MAIN	MARK BRYAN		207.00	134.55	-	25,000.00	COMM TENANT IMPROVEMENT
09/10/13	13 19598	220 N 7TH	MYRNA REED	BRYAN KIRKLAND	26.75	24.77	-	500.00	COMM TENANT IMPROVEMENT
09/11/13	13 19094	121 W MAIN	CGS GROUP LTD JOHN EDWARDS		488.50	593.94	-	100,000.00	COMM TENANT IMPROVEMENT
09/11/13	13 19196	624 N TRACY	MATHRE, SUSAN J	SAFRANEK CONSTRUCTION	374.75	317.53	-	65,000.00	COMM TENANT IMPROVEMENT
09/12/13	13 19612	7 W MAIN	SUMMIT PROPERTIES LLC	YELLOWSTONE TRADITIONS, INC	169.50	110.18	-	20,000.00	COMM TENANT IMPROVEMENT
09/18/13	13 19573	211 E MAIN	F & H, LLC	MARTEL CONSTRUCTION, INC	1,362.00	885.30	-	412,854.00	COMM TENANT IMPROVEMENT
09/20/13	13 19577	115 N BOZEMAN	WEISS, DAVID SAMUEL	OZZ CONSTRUCTION	456.00	296.40	-	90,000.00	COMM TENANT IMPROVEMENT
09/23/13	13 19661	105 W MAIN	BAXTER HOMEOWNERS ASSOC	MOUNTAIN SHEET METAL, INC	-	-	-	21,000.00	COMM TENANT IMPROVEMENT
09/24/13	13 19555	1812 N ROUSE	CITY OF BOZEMAN	OWNER IS GENERAL	-	-	-	6,000.00	COMM TENANT IMPROVEMENT
09/24/13	13 19624	308 N CHURCH	SUPERIOR INVESTMENTS		79.50	51.68	-	8,000.00	COMM TENANT IMPROVEMENT
09/24/13	13 19639	23 S TRACY	BETHERE LLC	LONE MULE CONSTRUCTION	42.00	27.30	-	2,500.00	COMM TENANT IMPROVEMENT
09/24/13	13 19670	962 STONERIDGE	DA PROPERTIES LLC/ENGBERG LLC	BUILDING DIMENSIONS INC	34.25	22.43	-	2,000.00	COMM TENANT IMPROVEMENT
09/25/13	12 18051	721 S 9TH	FARGOT, HENRY C	VIDMAR CONSTRUCTION, INC	57.00	242.78	-	15,000.00	COMM TENANT IMPROVEMENT
09/25/13	13 19575	1001 N 7TH	DARIGOLD INC	STIRRETT JOHNSEN INC	623.75	405.44	-	145,000.00	COMM TENANT IMPROVEMENT
					<b>6,578.78</b>	<b>5,438.35</b>	<b>14,140</b>	<b>3,247,890.00</b>	
09/04/13	13 19205	855 S 29TH	MITCHELL DEVELOPMENT	EPCON SIGN COMPANY	79.50	51.68	0	8,000.00	SIGN PERMIT
09/10/13	13 19554	1611 S 11TH	TOWN AND COUNTRY FOODS S 11T		26.75	17.39	0	1,000.00	SIGN PERMIT
09/11/13	13 19594	714 STONERIDGE	BABER, THOMAS & NANCY	SIGNS NOW	32.75	21.29	0	1,892.00	SIGN PERMIT
09/12/13	13 19604	1296 NEW HOLLAND	HARVEST CREEK HOA	SIGNS & DESIGNS UNLIMITED	31.25	20.31	0	1,800.00	SIGN PERMIT
09/12/13	13 19609	14 N CHURCH	AMERICAN BANK OF MONTANA	MEDIA STATION DESIGN WORKS	42.00	27.3	0	2,500.00	SIGN PERMIT
					<b>212.25</b>	<b>137.97</b>	<b>-</b>	<b>15,192.00</b>	
09/10/13	13 19447	750 HAGGERTY	PARK WEST MT SADDLE VIEW	PARK WEST MONTANA AT SADDLE VI	1,787.00	827.29	7684	757,489.00	RES 5+ UNITS
09/20/13	13 18769	5673 SAXON	Moonshadow Properties	BOCKHAHN GENERAL CONTRACTING	2,009.00	1860.13	11644	1,012,505.00	RES 5+ UNITS
09/18/13	13 19256	4805 ALPHA	ELLIOTT MANAGEMENT CONSULTAN	ELLIOTT MANAGEMENT CONSULTANTS	306.00	278.46	1200	82,697.00	RES ACCESSORY DWELLING UNIT
09/04/13	13 18700	1873 BUCKRAKE	TRIPLE MT LLC	TRIPLE MT CONSTRUCTION	354.30	424.07	2057	186,038.00	RES ATTACHED SFD
09/04/13	13 18701	1869 BUCKRAKE	TRIPLE MT LLC	TRIPLE MT CONSTRUCTION	354.30	424.07	2057	186,038.00	RES ATTACHED SFD
09/16/13	13 18820	1906 LEEWARD	FIRST TIME HOME BUYERS LLC	KIRCHHOFF CONSTRUCTION	373.00	345.36	2159	200,874.00	RES ATTACHED SFD
09/16/13	13 18821	1918 LEEWARD	FIRST TIME HOME BUYERS LLC	KIRCHHOFF CONSTRUCTION	373.00	345.36	2159	200,874.00	RES ATTACHED SFD
09/18/13	13 18576	1911 BUCKRAKE	Loyal Partners LLC	MOUNTAIN HIGH HOMES INC	589.00	545.36	2530	234,490.00	RES ATTACHED SFD
09/18/13	13 18577	1903 BUCKRAKE	Loyal Partners	MOUNTAIN HIGH HOMES INC	569.00	526.84	2444	228,222.00	RES ATTACHED SFD
09/30/13	13 19102	4418 CASCADE	ZABROCKI, JOHN & ALLISON	KEITH FRASER CONSTRUCTION	407.00	376.84	1749	109,257.00	RES ATTACHED SFD
09/30/13	13 19648	428 N 5TH	DARROW, JASON	STECKMEST CONSTRUCTION LLC	423.50	275.28	750	80,000.00	RES GARAGES & CARPORTS
09/03/13	13 19433	2363 N FERGUSON	STEWART ENTERPRISES INC		577.00	534.24	2593	282,575.00	RES SINGLE FAMILY DWELLING
09/03/13	13 19482	4801 VICTORY	VAUGHN, ADRIAN K & KATHLEEN D	VON CONSTRUCTION INC	663.75	614.57	2851	263,933.00	RES SINGLE FAMILY DWELLING
09/04/13	13 19371	512 CHRISTOPHER	VISION DEVELOPMENT	VISION DEVELOPMENT INC	549.00	508.32	2474	267,289.00	RES SINGLE FAMILY DWELLING
09/04/13	13 19402	128 BULL FROG	NORTON RANCH HOMES	NORTON RANCH HOMES, LLC	507.75	470.12	2157	196,565.00	RES SINGLE FAMILY DWELLING
09/04/13	13 19429	2245 DEER PARK	SOVULEWSKI CONSTRUCTION INC		828.00	766.65	3693	345,392.00	RES SINGLE FAMILY DWELLING
09/06/13	13 19477	4894 TRIUMPH	STAGG ENTERPRISES INC	STAGG ENTERPRISES INC DBA	739.00	684.24	3320	361,742.00	RES SINGLE FAMILY DWELLING
09/09/13	13 19601	2481 ARABIAN	SIME CONSTRUCTION INC	MOUNTAIN HIGH HOMES INC	848.00	785.17	3792	350,789.00	RES SINGLE FAMILY DWELLING
09/10/13	13 19344	2522 CREEKWOOD	HUTCHISON, KEITH & SUSIE	JP & SONS GENERAL CONTRACTING	714.00	661.09	3232	286,114.00	RES SINGLE FAMILY DWELLING
09/10/13	13 19501	3697 LEMHI TRAIL	SKOGEN, ALLAN		558.00	516.65	2481	233,794.00	RES SINGLE FAMILY DWELLING
09/11/13	13 19276	205 N BROADWAY	AMINI, R BROOKE	COUBROUGH CONSTRUCTION INC	964.00	892.57	4143	396,035.00	RES SINGLE FAMILY DWELLING
09/11/13	13 19404	200 POND LILY	NORTON RANCH HOMES	NORTON RANCH HOMES, LLC	591.75	547.9	2522	234,105.00	RES SINGLE FAMILY DWELLING
09/11/13	13 19405	145 POND LILY	NORTON RANCH HOMES	NORTON RANCH HOMES, LLC	481.00	470.13	2157	196,565.00	RES SINGLE FAMILY DWELLING
09/11/13	13 19407	243 POND LILY	NORTON RANCH HOMES	NORTON RANCH HOMES, LLC	481.00	445.36	2157	196,565.00	RES SINGLE FAMILY DWELLING
09/11/13	13 19409	244 BULL FROG	NORTON RANCH HOMES	NORTON RANCH HOMES, LLC	414.00	383.33	1872	166,375.00	RES SINGLE FAMILY DWELLING
09/12/13	13 19335	2296 BOYLAN	EBBIGHAUSEN HOMES INC	EBBIGHAUSEN HOMES INC	722.00	668.5	3265	290,205.00	RES SINGLE FAMILY DWELLING
09/13/13	13 19546	3063 BLACKBIRD	JOHNSON, COREY M & ANGELA Z	YELLOWSTONE TRADITIONS, INC	759.00	702.76	3385	316,468.00	RES SINGLE FAMILY DWELLING

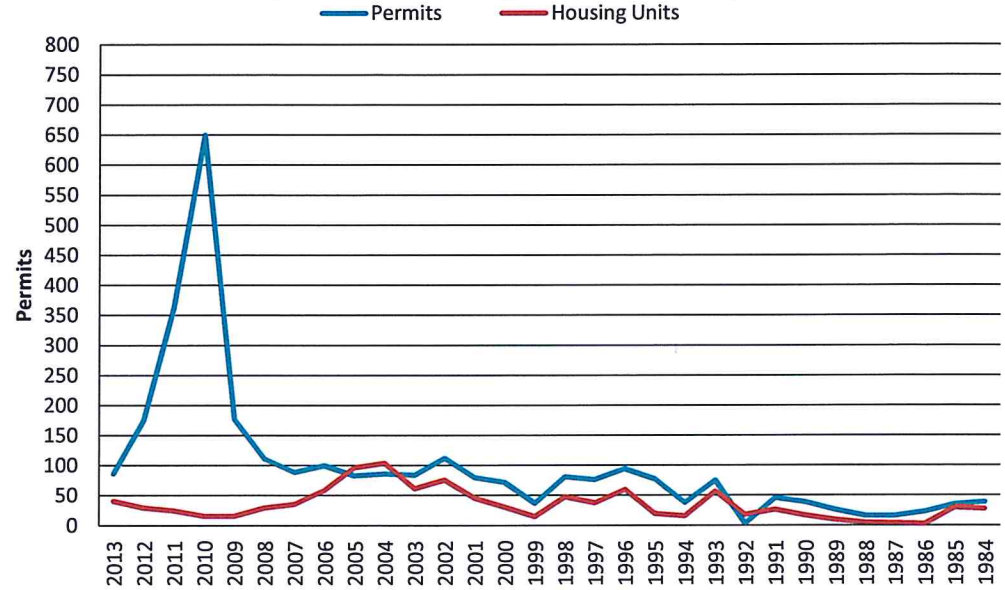
DATE	PERMIT #	ADDRESS	OWNER	CONTRACTOR	PERMIT FEE	PLAN CHECK	SQ FOOT	VALUATION	DESCRIPTION
09/16/13	13 19549 4242	BRENDEN	ROCH, SALLY SUE		427.00	395.35	1908	176,732.00	RES SINGLE FAMILY DWELLING
09/17/13	13 18938 3882	POTOSI	JBE LLC	FORTIN CONSTRUCTION LLC	497.00	460.17	2136	194,538.00	RES SINGLE FAMILY DWELLING
09/17/13	13 18944 3874	POTOSI	JBE LLC	FORTIN CONSTRUCTION LLC	497.00	460.17	2136	204,182.00	RES SINGLE FAMILY DWELLING
09/18/13	13 19231 4805	ALPHA	ELLIOT MANAGEMENT CONSULTAN	ELLIOTT MANAGEMENT CONSULTANTS	206.67	430.54	1996	294,133.00	RES SINGLE FAMILY DWELLING
09/18/13	13 19556 3137	SUMMERSET	STEVE PARKS	PARKS BUILDERS INC	965.00	893.49	3629	410,031.00	RES SINGLE FAMILY DWELLING
09/20/13	13 19422 1321	ADVANCE	NEILL, KATRINA M	KEYSTONE DEVELOPMENTS	662.00	612.94	2941	277,631.00	RES SINGLE FAMILY DWELLING
09/23/13	13 18489 2464	MILKHOUSE	SMITH, TREVOR	WINTER HOMES CONSTRUCTION LLC	428.00	396.29	1840	163,316.00	RES SINGLE FAMILY DWELLING
09/23/13	13 18491 2472	MILKHOUSE	SMITH, TREVOR	WINTER HOMES CONSTRUCTION LLC	319.00	295.36	1368	115,630.00	RES SINGLE FAMILY DWELLING
09/24/13	13 19559 522 E	COTTONWOOD	REYNOLDS, ERIC & ANNA	ANDERS LEWENDAL CONST, INC	584.00	540.72	2200	248,341.00	RES SINGLE FAMILY DWELLING
09/25/13	13 19497 4857	VICTORY	COOPER BUILDERS LLC	COOPER BUILDERS LLC	697.00	645.35	2448	286,162.00	RES SINGLE FAMILY DWELLING
09/25/13	13 19570 844	ADVANCE	SCHNABEL, NICK & DEANNE	UPLAND CONSTRUCTION MGMT LLC	449.00	415.73	1499	180,018.00	RES SINGLE FAMILY DWELLING
09/30/13	13 19101 4418	CASCADE	ZABROCKI, JOHN & ALLISON	KEITH FRASER CONSTRUCTION	868.00	803.68	3731	395,225.00	RES SINGLE FAMILY DWELLING
09/30/13	13 19105 4524	EQUESTRIAN	ST CUSTOM HOMES	ST CUSTOM HOMES LLC	825.00	763.87	3547	317,565.00	RES SINGLE FAMILY DWELLING
09/30/13	13 19328 6061	BLACKWOOD	FRANKLIN, COLMER & LOREN	FRANKLIN BUILDERS	738.75	684.01	3200	291,384.00	RES SINGLE FAMILY DWELLING
					<b>21,026.52</b>	<b>21,818.20</b>	<b>96,235</b>	<b>11,217,883.00</b>	
09/04/13	13 19121 305 S	13TH	HANSEN, JAMES M	BUFFALO RESTORATION, INC	49.50	32.18	0	1,650.00	RES ALTERATION
09/04/13	13 19420 1002	DURSTON	TROMSNES, JOHN H & BEVERLY		42.00	27.3	0	2,500.00	RES ALTERATION
09/06/13	13 19587 1204	CHERRY	HOWE, MELVIN P & SUSAN	MELVIN HILLMAN BACKHOE	26.75	17.39	0	1,000.00	RES ALTERATION
09/12/13	13 19581 801 S	TRACY	WINKELMAN, BRANDT L		26.75	17.39	0	1,500.00	RES ALTERATION
09/16/13	13 19582 412	BONNER	PARRISH, RICHARD M		79.50	51.68	0	7,500.00	RES ALTERATION
09/16/13	13 19615 1202 W	KOCH	DENNIS SLONAKER	DAVE TILLEMAN CONSTRUCTION LLC	26.75	17.39	0	750.00	RES ALTERATION
09/18/13	13 19637 211	MICHAEL GROVE	WARD, JULIE	ARD CONCRETE INC	49.50	0	0	4,000.00	RES ALTERATION
09/18/13	13 19638 102 S	AYLSWORTH	RESTVEDT, DIRK A		26.75	17.39	0	695.00	RES ALTERATION
09/20/13	13 19655 884 N	FERGUSON	MEYER-GARRITY GROUP LLC	MEYER-GARRITY GROUP LLC	42.00	27.3	0	2,300.00	RES ALTERATION
09/20/13	13 19657 208	LINDLEY	BEHRENT, DARRELL C	OWNER IS GENERAL	-	17.39	0	1,500.00	RES ALTERATION
09/30/13	13 19603 2603	SPRING CREEK	POUCHER, GREG S & PATRICIA	VIDMAR CONSTRUCTION, INC	-	279.5	0	82,000.00	RES ALTERATION
09/30/13	13 19634 213 S	3RD	SARA ANDERSON	KT CONSTRUCTION	-	37.05	0	5,000.00	RES ALTERATION
09/05/13	13 19593 214 S	WILLSON	VANIMAN, DON & CECILIA TRUST		124.50	0	0	13,285.00	RESIDENTIAL REROOF
09/16/13	13 19627 410 S	CHURCH	TAUBNER, SARAH & STEVE EDWARD	CCG CONSTRUCTION	57.00	37.05	0	4,500.00	RESIDENTIAL REROOF
09/17/13	13 19635 110	PONDERA	SCHMECHEL, JAMES P	SHEDHORN CONSTRUCTION	87.00	0	0	9,000.00	RESIDENTIAL REROOF
09/09/13	13 19459 420 N	7TH	COOPER, MONTE LEE		49.50	32.18	0	3,500.00	WINDOW REPLACEMENT PERMIT
09/16/13	13 19626 610 S	10TH	HOFFMAN, TODD	NEIL RAMHORST	26.75	17.39	0	1,400.00	WINDOW REPLACEMENT PERMIT
					<b>596.00</b>	<b>551.71</b>	<b>-</b>	<b>142,080.00</b>	
<b>September 2013: 85 Permits; 41 New Housing Units; \$14,607,853.00 Valuation</b>					<b>28,413.55</b>	<b>27,946.23</b>	<b>110,375.00</b>	<b>14,607,853.00</b>	
<b>September 2012: 142 Permits; 24 New Housing Units; \$10,639,175.00 Valuation</b>									

# Month of September

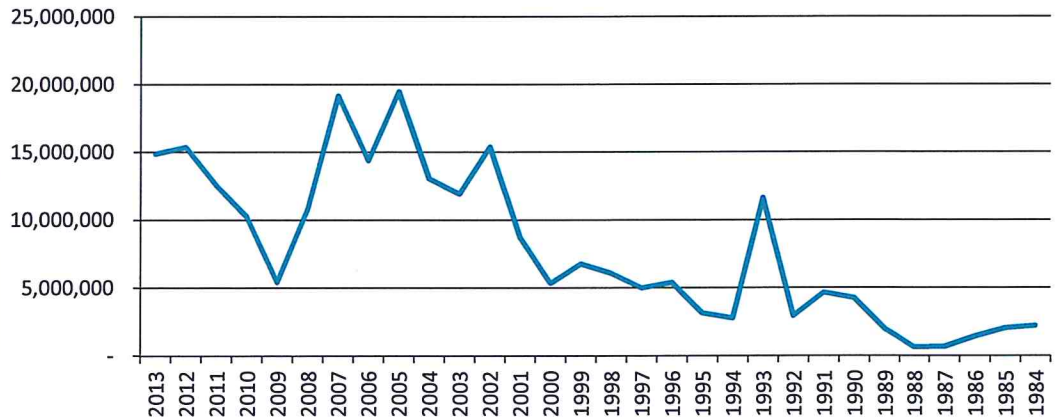
## THIRTY YEAR BUILDING PERMIT COMPARISON

September-13	Permits	Housing Units	Valuation	YTD Permits	YTD Units
2013	86	41	14,863,747	1414	294
2012	175	30	15,362,972	1206	219
2011	364	25	12,558,507	1376	130
2010	650	16	10,248,390	1424	166
2009	177	16	5,426,809	941	139
2008	111	30	10,821,826	562	192
2007	89	36	19,188,855	631	562
2006	100	59	14,379,734	576	459
2005	83	97	19,497,505	596	613
2004	86	104	13,043,140	664	540
2003	84	62	11,913,504	575	330
2002	112	76	15,389,799	522	273
2001	80	46	8,693,610	462	265
2000	72	31	5,322,933	421	256
1999	37	15	6,771,823	481	438
1998	81	48	6,078,321	529	248
1997	76	38	4,982,471	534	198
1996	94	60	5,389,655	525	352
1995	77	20	3,135,875	462	174
1994	38	16	2,775,018	329	185
1993	75	57	11,636,844	356	233
1992	3	18	2,934,925	300	151
1991	46	27	4,652,019	205	115
1990	39	17	4,253,683	160	81
1989	26	10	1,983,430	103	47
1988	16	5	647,080	86	28
1987	16	4	655,654	125	20
1986	23	3	1,429,448	150	81
1985	35	30	2,043,676	192	122
1984	39	28	2,205,188	231	150

## Thirty Year Building Permit Comparison



## Valuations



### IMPACT FEES 2013

MONTH	STREET	FIRE	WATER	WW	MONTHLY	YTD
January	88,225.32	19,923.20	97,178.16	82,496.92	287,823.60	287,823.60
February	123,589.00	12,756.00	81,620.00	51,384.00	269,349.00	557,172.60
March	246,189.30	25,787.00	151,204.00	99,242.00	522,422.30	1,079,594.90
April	259,267.09	25,876.66	138,091.34	87,998.13	511,233.22	1,590,828.12
May	259,771.40	22,134.29	161,034.79	93,017.31	535,957.79	2,126,785.91
June	231,825.44	21,132.51	97,632.38	59,719.12	410,309.45	2,537,095.36
July	340,093.19	43,066.25	196,513.81	108,976.89	688,650.14	3,225,745.50
August	188,345.29	17,041.00	134,625.88	76,106.78	416,118.95	3,641,864.45
September	130,706.09	12,867.52	106,066.04	59,709.14	309,348.79	3,951,213.24
October						
November						
December						

### BUILDING REVENUE, FISCAL YEAR 2014

MONTH	BUILDING	PLAN REVIEW	ELECTRIC	MECHANICAL/ PLUMBING	Fire Alarm/ Suppression	Penalty/ Other Fees	Monthly	YTD
June, 14							-	360,932.66
May, 14							-	360,932.66
April, 14							-	360,932.66
March, 14							-	360,932.66
February, 14							-	360,932.66
January, 13							-	360,932.66
December, 13							-	360,932.66
November, 13							-	360,932.66
October, 13							-	360,932.66
September, 13	30,578.46	23,115.86	4,167.61	10,226.89	953.25	1,087.50	70,129.57	360,932.66
August, 13	43,719.50	76,734.38	7,969.00	22,744.76	2,455.75	225.00	153,848.39	290,803.09
July, 13	79,060.82	37,101.16	7,336.82	12,161.90	909.50	384.50	136,954.70	136,954.70

Figures are for <b>September-13</b>	<b>Housing Starts</b>			<b>Remodels &amp; Additions</b> (includes fences, garages & reroofs)		
	Permits\Units	Valuation	Sq Footage		#	Valuation
<b>Single Family</b>	38	9,365,192.00	80,673	<b>Residential</b>	18	1,236,536.00
<b>Duplex</b>					<b>Commercial</b>	
<b>Multi-Plex (8 Units Each)</b>	2	1,769,994.00	19,328		<b>COMMERCIAL STARTS</b>	
<b>Townhome</b>	6	1,236,536.00	13,406		<b>Bldgs</b>	<b>Valuation</b>
<b>Other</b>					3	\$ 2,099,236.00
				<b>CITY</b>		<b>Sq Footage</b>
<b>Total New:</b>	<b>46</b>	<b>\$ 12,371,722.00</b>	<b>113,407</b>			14,140