



BUILDING PERMIT REPORT

OCTOBER 2013/FY 2014

FISCAL YEAR 2014

	Oct-2013		Oct-2012		YTD as of Oct 2013		YTD as of Oct 2012	
	THIS MONTH - FY2013		THIS MONTH - FY2012		YEAR TO DATE - FY2013		YEAR TO DATE - FY2012	
NEW CONSTRUCTION	NO	VALUATION	NO	VALUATION	NO.	VALUATION	NO	VALUATION
SINGLE FAMILY	35	8,592,958.00	32	7,737,235.00	166	40,058,663.00	50	11,180,452.00
DUPLEX			1	312,005.00	2	799,078.00		
MULTI-FAMILY OCT UNITS - 20 ANNUAL TOTAL UNITS -144	3	2,079,644.00	5157	5,851,846.00	14	9,584,889.00		
MISC (GARAGE, SHED, ADU ETC.)	1	15,000.00	3	46,277.00	20	347,960.00	1	25,001.00
ASSEMBLY			2	1,682,542.00	-	-	1	3,914,605.00
BUSINESS					4	2,042,828.00		
EDUCATIONAL					-	-	1	7,067,422.00
FACTORY					-	-		
HAZARDOUS					1	855,486.00		
INSTITUTIONAL					1	7,739,564.00		
MERCHANTILE					1	855,486.00		
MOTEL/HOTEL	1	5,914,986.00	1	3,614,677.00	1.00	5,914,986.00		
STORAGE	1	600,000.00			3	665,770.00	1	60,000.00
TOTAL	38	17,202,588.00	44	19,244,582.00	172	51,662,122.00	54	22,247,480.00
ADDITION/REMODEL	NO.	VALUATION	NO.	VALUATION	NO.	VALUATION	NO.	VALUATION
RESIDENTIAL	24	943,912.00	55	949,179.00	199	2,696,463.00	1723	\$15,093,153
COMMERCIAL	27	997,285.00	42	2,308,615.00	113	8,299,173.00	408	\$10,016,265
TOTAL	51	1,941,197.00	100	2,620,112.00	312	62,657,758.00	311	91,720,439.00
CONSTRUCTION VALUE								
REVENUE	NO	AMOUNT	NO	AMOUNT	NO	AMOUNT	NO	AMOUNT
BUILDING	109	47,153.32	565	\$69,723	592	197,112.60	2183	\$255,375
PLAN CHECK	301	41,326.38	60	\$11,791	942	203,121.04	233	\$54,317
ELECTRICAL	116	9,018.75	56	\$3,420	353	28,492.18	204	\$13,967
PLUMBING/MECHANICAL	122	11,164.45	73	\$6,236	595	54,727.11	244	\$28,728
FIRE ALARM/SUPPRESSION SYSTEMS	5	535.50	5	\$594	38	4,329.00	21	\$2,138
DEMOLITION	7	525.00	1	\$75	17	1,350.00	7	\$525
CODE ENFORCEMENT			1	\$75	1	75.00	1	\$75
SIGNS PERMITS	15	853.50	10	\$1,050	36	2,026.00	18	\$1,920
PENALTIES			10	\$753	3	225.00	22	\$2,454
EXTENSION FEES	5	375.00			18	1,350.00		
INSPECTION FEES	1	75.00			7	900.65		
MISC REVENUE					0	-		
TOTAL	681	111,026.90	781	93,716.88	1921	382,681.68	2933	359,499.00

Mr Chris Kukulski
 City Manager
 PO Box 1230
 Bozeman MT 59771

Dear Mr Kukulski:

The following report is submitted to show the permits issued and fees charged for the month of **October 2013**. The list of building, plumbing and electrical permits are attached in addition to the monthly and yearly summary of housing and commercial building activity.

	2013		2012	
	No.	Fee	No.	Fee
Electrical Permits	116	9,018.75	78	8,485.75
Plumbing/Mechanical Permits	122	11,164.45	111	11,868.75
Moving Permits			7	525.00
Demolition Permits	7	525.00	3	513.00
Fire Alarm/Suppression Systems	5	535.50	4	300.00
Inspection Fees	1	75.00	1	75.00
Sign Permits	15	853.50		
Code Enforcement			2	150.00
Penalty Fees			5	376.00
Plan Check Fees	302	41,326.38	4	300.00
Building Permits	109	47,153.32	2	3.00
SUB-TOTALS:	677	110,651.90	217	22,596.50
Other Bldg Div Rev.	12	729.50	1	2.00
New Water - Residential			21	5,567.70
Water Payback Fees				
New Water	40	14,072.18	1	557.48
New Sewer I	41	861.00	24	504.00
Water/Sewer Inspection Fee	41	4,100.00	23	2,300.00
Water Renewal				
Sewer Renewal				
Eng. Maps/Prints/Docs	8	99.75	44	48.25
Floodplain Dev. Permits	3	300.00	1	100.00
Waste Water Dischg. Permits				
Degradation Permit	3	281.70		
Street Cut Permits	4	200.00		
Street/Alley Vacation Fees				
Cash-in-Lieu of Water Rights			1	7,320.00
Other Eng. Misc. Rev.	5	390.00		
Planning Docs/Maps				
Master Plan Amendment				
Subdivision Review Fees				
Improvements Agreement	3	1,200.00	2	600.00
Other Planning Div. Rev.	26	9,287.82	10	275.50
Zoning/Comm. Dev. Docs/Maps				
Certificate of Appropriateness COA				
Zone Map/Code Amendments				
Storm Water Permits	3	300.00		
Planning & Zoning	52	27,975.34	32	8,707.00
Annexation Fees				
V & A - Appeals				
V & A - Variances				
Other Zoning/CD Rev/Sign Tag				
Planned Unit Development - PUD				
Street Impact Fees	40	326,247.90	22	92,210.01
Fire Impact Fees	43	32,214.37	23	28,671.36
Water Impact Fees	42	176,906.44	22	103,287.01
WasteWater Impact Fees	42	112,089.25	24	129,595.30
SUB-TOTAL:	408	707,255.25	251	379,745.61
TOTAL RECEIPTS:	1085	817,907.15		402,342.11

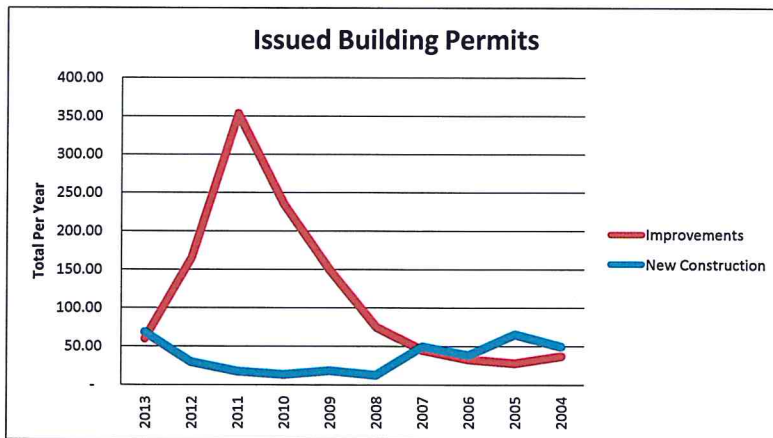
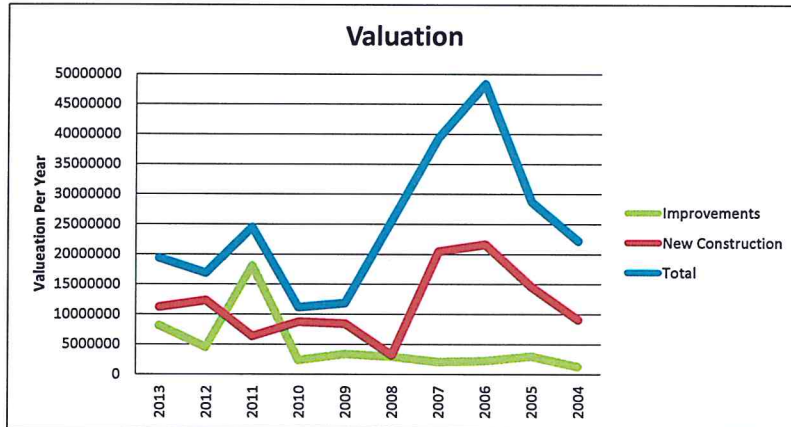
Respectfully submitted,

Bob Risk
 Chief Building Official

**SINGLE MONTH COMPARISON FOR 10 YEAR BUILDING PERMITS
BUILDING DEPARTMENT -- CITY OF BOZEMAN**

	Oct-13		Oct-12		Oct-11		Oct-10		Oct-09	
	BP\U	Valuation	BP\U	Valuation	BP\U	Valuation	BP\U	Valuation	BP\U	Valuation
New Construction										
Single Family	31	7,892,969.00	32	7,737,235.00	21	5,099,942.00	8	1,761,746.00	12	2,113,402.00
Multi Family	3	2,079,644.00	5	5,851,846.00	1	862,503.00				
Duplex			1	312,005.00						
Townhomes	4	699,989.00					2	411,654.00		
Commercial	2	6,514,986.00	3	5,297,219.00	3	3,800,648.00	1	7,067,422.00		
Other	1	15,000.00	3	46,277.00						
SUB-TOTAL	41	17,202,588.00	44	21,902,814.00	13	3,002,647.00	12	2,191,985.00	12	4,422,869.00
Improvements										
Residential	24	943,912.00	55	949,179.00	160	2,173,542.00	451	4,082,522.00	56	749,184.00
Commercial	27	997,285.00	42	2,308,615.00	39	1,275,258.00	103	2,367,764.00	20	706,955.00
Fire Supression Systems	5	535.50	3	513.25	8	311,861.00	5	95,869.00	7	171,176.00
Other					10	28,902.00	4	217,775.00	3	41,700.00
SUB-TOTAL	56	1,941,732.50	100	3,258,307.25	217	3,789,563.00	563	6,763,930.00	86	1,669,015.00
TOTAL PERMITS	97	19,144,320.50	144	25,161,121.25	230	6,792,210.00	575	8,955,915.00	98	6,091,884.00

	Oct-08		Oct-07		Oct-06		Oct-05		Oct-04	
	BP\U	Valuation	BP\U	Valuation	BP\U	Valuation	BP\U	Valuation	BP\U	Valuation
New Construction										
Single Family	11	2,155,182.00	28	6,403,092.00	10	2,577,813.00	23	5,952,545.00	12	2,574,252.00
Multi Family	1	651,649.00	3	1,546,004.00	7	3,130,567.00	12	5,385,806.00	9	4,909,657.00
Duplex	1	268,860.00	1	363,654.00			1\2	404,745.00	13	3,523,923.00
Townhomes			13	2,029,141.00	2	411,174.00	14	2,370,366.00	10	1,983,773.00
Commercial	3	1,685,003.00			9	15,890,062.00	4	10,197,335.00	5	1,694,279.00
Other										
SUB-TOTAL	16	4,760,694.00	45	10,341,891.00	28	22,009,616.00	53	24,310,797.00	49	14,685,884.00
Improvements										
Residential	13	310,874.00	24	725,928.00	15	286,174.00	13	262,446.00	19	238,655.00
Commercial	32	2,639,077.00	23	1,627,658.00	18	1,263,351.00	10	1,990,911.00	9	491,655.00
Fire Supression Systems	6	33,757.00	12	405,835.00	3	112,660.00	3	135,270.00	4	57,795.00
Other	95	844,545.00	5	48,484.00	2	21,400.00	1	1,000.00		
SUB-TOTAL	146	3,828,253.00	64	2,807,905.00	38	1,683,585.00	27	2,389,627.00	32	788,105.00
TOTAL PERMITS	164\178	20,909,506.00	67\76	28,924,777.00	69\86	13,703,822.00	67\128	22,019,443.00	78\124	12,953,323.00



OCTOBER 2013 - BUILDING PERMITS

DATE	PERMIT #			ADDRESS	OWNER	CONTRACTOR	PERMIT FEE	PLAN CHECK	SQ FOOT	VALUATION	DESCRIPTION
10/15/13	13 19684	2825	W	MAIN	GALLATIN MALL GROUP LLC		397.50	258.38	-	72,000.00	COMM ALTERATION
10/15/13	13 19505	5997	E	VALLEY CENTER	BOZEMAN LODGING, LLC	SAND CONSTRUCTION LLC	10,743.75	9,947.64	46,092	5,914,986.00	COMM HOTEL, MOTELS
10/22/13	13 19361	811		MANDEVILLE	STATE OF MONTANA	LANGLAS & ASSOCIATES, INC	590.70	1,722.64	11,454	600,000.00	COMM STRUCTURES OTHER THAN BLD
10/01/13	13 19610	0		MSU - RENNE LIBRARY	MSU FACILITIES	INGRAM-CLEVENGER, INC	638.75	415.19	-	150,000.00	COMM TENANT IMPROVEMENT
10/01/13	13 19617	215	S	WALLACE		R & R TAYLOR CONSTRUCTION, INC	57.00	37.05	-	5,000.00	COMM TENANT IMPROVEMENT
10/03/13	13 19671	777	E	MAIN	DELANEY & COMPANY INC	LANGLAS & ASSOCIATES, INC	26.75	17.39	-	400.00	COMM TENANT IMPROVEMENT
10/03/13	13 19689	1019	E	MAIN	LL PARTNERS	LANGLAS & ASSOCIATES, INC	259.25	240.04	-	35,615.00	COMM TENANT IMPROVEMENT
10/07/13	13 19664	225	S	BLACK	FIRST LUTHERAN CHURCH	AV CONSTRUCTION INC	64.50	41.93	-	6,000.00	COMM TENANT IMPROVEMENT
10/09/13	13 19673	714	S	8TH	CAMPUS CHRISTIAN CENTER	VENTURE FABRICATION AND CONSTR	57.00	37.05	-	4,500.00	COMM TENANT IMPROVEMENT
10/11/13	13 19733	290	W	KAGY	LEVEL INVESTORS LLC	BLACKSMITH ITALIAN	42.00	38.89	-	1,500.00	COMM TENANT IMPROVEMENT
10/11/13	13 19762	311		MICHAEL GROVE	KIRKLAND CONNIE J & KRIS A	OWNER IS GENERAL	-	-	-	-	COMM TENANT IMPROVEMENT
10/14/13	13 19724	404	E	BABCOCK	404 E BABCOCK ST LLC	LANGLAS & ASSOCIATES, INC	192.00	177.77	-	23,000.00	COMM TENANT IMPROVEMENT
10/15/13	13 19677	2505		CATRON	COSTCO WHOLESALE CORP #96	PNE CORPORATION	335.75	218.24	-	52,625.00	COMM TENANT IMPROVEMENT
10/15/13	13 19772	39	S	TRACY	HIMSWORTH RENTALS LLC	LAKE GLASS, INC--POZZI WINDOW	109.50	-	-	12,000.00	COMM TENANT IMPROVEMENT
10/17/13	13 19607	23	S	TRACY	BETHERE LLC	BBG CONTRACTORS	245.00	159.25	-	32,320.00	COMM TENANT IMPROVEMENT
10/18/13	13 19251	1500	N	7TH	WAL-MART STORES INC #2084	OWNER IS GENERAL	26.75	17.39	-	150.00	COMM TENANT IMPROVEMENT
10/22/13	13 19770	42	W	MAIN	WILLSON PROPERTIES	PARADISE VALLEY BUILDERS	49.50	56.95	-	1,770.00	COMM TENANT IMPROVEMENT
10/22/13	13 19806	1324	W	MAIN	HA BOLINGER	GRAYBEAL'S ALL SERVICE, INC	139.50	-	-	15,500.00	COMM TENANT IMPROVEMENT
10/24/13	13 19606	311	N	7TH	DECOSSE WESTGATE PARTNERSHIP	DARBY & PARSONS CONSTR LLC	49.50	32.18	-	3,280.00	COMM TENANT IMPROVEMENT
10/28/13	13 19812	25		EVERGREEN	JIM KACK	OWNER IS GENERAL	193.50	191.39	-	18,500.00	COMM TENANT IMPROVEMENT
10/31/13	13 18913	626	E	COTTONWOOD	BIG SKY BANK	MARTEL CONSTRUCTION, INC	259.25	168.51	-	35,200.00	COMM TENANT IMPROVEMENT
10/31/13	13 19832	211	E	MAIN	MICHAEL BOSTON	R & R TAYLOR CONSTRUCTION, INC	275.02	278.25	-	39,500.00	COMM TENANT IMPROVEMENT
10/31/13	13 19846	908	W	MAIN	THE COMMUNITY FOOD CO-OP INC	R & R TAYLOR CONSTRUCTION, INC	57.00	37.05	-	4,200.00	COMM TENANT IMPROVEMENT
10/01/13	13 19708	1701	S	19TH	EVANGELICAL FREE CHURCH	MERIDIAN ROOFING SERVICES, INC	404.00	-	-	73,115.00	COMMERCIAL REROOF
10/08/13	13 19742	211		HAGGERTY	HIBISCUS LLP	SICKLER ROOFING SERVICE	169.50	-	-	19,600.00	COMMERCIAL REROOF
10/14/13	13 19768	901	W	MAIN	MRH PARTNERS LLC/DOUG HENZLIK	SCHROCK CONSTRUCTION	655.25	-	-	156,000.00	COMMERCIAL REROOF
10/15/13	13 19775	1325	N	7TH	GRAN TREE HOTELS LP	MCLEES, INC	503.75	-	-	104,690.00	COMMERCIAL REROOF
10/18/13	13 19798	1632	W	MAIN	AMERICAN BANK OF MONTANA	SICKLER ROOFING SERVICE	292.50	-	-	42,925.00	COMMERCIAL REROOF
10/21/13	13 19805	1716	W	MAIN	Dave Kumlin	QUALITY ROOFING/SHEETMETAL,INC	449.50	-	-	87,895.00	COMMERCIAL REROOF
							17,283.97	14,093.18	57,546	7,512,271.00	
10/03/13	13 19687	1439	W	BABCOCK	HARRIS BROTHERS L P	SIGNS WEST	42.00	27.30	-	2,500.00	SIGN PERMIT
10/04/13	13 19693	1203	N	ROUSE	MONTANA AVENUE PARTNERS LLC	MFGR INC	57.00	37.05	-	4,050.00	SIGN PERMIT
10/04/13	13 19726	1804	N	ROUSE	BIG DOG PROPERTIES	OWNER IS GENERAL	26.75	17.39	-	700.00	SIGN PERMIT
10/09/13	13 19725	810	N	WALLACE	WALLACE NORTH	BIG SKY METAL ART LLC	26.75	17.39	-	775.00	SIGN PERMIT
10/10/13	13 19738	1408		GOLD	NEAL GANSER	OWNER IS GENERAL	26.75	17.39	-	434.00	SIGN PERMIT
10/10/13	13 19744	2020	N	7TH	PUMP N PAK	ALLIANCE NEON, INC	49.50	32.18	-	3,771.00	SIGN PERMIT
10/11/13	13 19754	2622	W	MAIN	HUMBERGER, JASON	SIGNS NOW	102.00	66.30	-	11,000.00	SIGN PERMIT
10/11/13	13 19755	4150		VALLEY COMMONS	BIG SKY WESTERN BANK	SIGNS NOW	26.75	17.39	-	540.00	SIGN PERMIT
10/15/13	13 19600	3525	S	3RD	BOZEMAN SCHOOL DISTRICT #7	GALLATIN VALLEY SIGNS LTD/DBA	169.50	110.18	-	20,000.00	SIGN PERMIT
10/16/13	13 19758	119	N	7TH	SCHWEIR, ESTER	YOUNG ELECTRIC SIGN CO	42.00	27.30	-	2,200.00	SIGN PERMIT
10/21/13	13 19788	908	W	MAIN	THE COMMUNITY FOOD CO-OP INC	OWNER IS GENERAL	26.75	17.39	-	1,000.00	SIGN PERMIT
10/22/13	13 19566	612		NIKLES	EASM LLC	TREASURE STATE SIGNS	72.00	46.80	-	7,000.00	SIGN PERMIT
10/25/13	13 19811	120	N	7TH	ESSIG, ROBERT & SHERRY	SIGNS & DESIGNS UNLIMITED	26.75	17.39	-	1,200.00	SIGN PERMIT
10/30/13	13 19791	822		STONERIDGE	KIT YAN CHU	SIGN AND DESIGN	49.50	32.18	-	3,700.00	SIGN PERMIT
							744.00	483.63	-	58,870.00	
10/07/13	13 19658	316	S	BLACK	GASTEYER, WILLIAM		75.00	-	-	-	DEMOLITION PERMIT
10/08/13	13 19702	921	W	BABCOCK	THE COMMUNITY FOOD CO-OP	R & R TAYLOR CONSTRUCTION, INC	75.00	-	-	9,000.00	DEMOLITION PERMIT
10/08/13	13 19703	917	W	BABCOCK	THE COMMUNITY FOOD CO-OP INC	R & R TAYLOR CONSTRUCTION, INC	75.00	-	-	9,000.00	DEMOLITION PERMIT
10/10/13	13 19736	517		DELL	GILLAM, ASHLEY CLAIRE	DAVIS DEVELOPMENT LLC	75.00	-	-	15,000.00	DEMOLITION PERMIT
10/15/13	13 19773	307	S	WILLSON	NICHOLS, GREGORY	MURF'S SMALL STUFF	75.00	-	-	5,000.00	DEMOLITION PERMIT
10/16/13	13 19776	212	S	WALLACE	OLIVE & WALLACE LLC	L M EXCAVATING INC	75.00	-	-	5,000.00	DEMOLITION PERMIT
10/17/13	13 19794	901	W	MAIN	MRH PARTNERS LLC/DOUG HENZLIK	AIR CONTROLS CO, INC	75.00	-	-	13,000.00	DEMOLITION PERMIT
10/21/13	13 19801	120	S	BOZEMAN	WILLOWBROOK DEVELOPMENT LTD	OWNER IS GENERAL	75.00	-	-	500.00	DEMOLITION PERMIT
10/23/13	13 19691	1620	W	LINCOLN	BROADLEAF LLC	MONTANA CRANE SERVICE, LTD	75.00	-	-	7,000.00	DEMOLITION PERMIT
10/23/13	13 19692	1704	W	LINCOLN	BROADLEAF LLC	MONTANA CRANE SERVICE, LTD	75.00	-	-	7,000.00	DEMOLITION PERMIT
							750.00	-	-	70,500.00	

DATE	PERMIT #	ADDRESS	OWNER	CONTRACTOR	PERMIT FEE	PLAN CHECK	SO FOOT	VALUATION	DESCRIPTION
10/11/13	13 19331	5653 SAXON	BOCKHAHN, DON & JEFF SVEEN	BOCKHAHN GENERAL CONTRACTING	192.00	-	11,644	1,035,855.00	FIRE PROTECTION SYSTEMS PERMIT
10/11/13	13 19332	5625 SAXON	BOCKHAHN CONSTRUCTION	BOCKHAHN GENERAL CONTRACTING	192.00	-	11,644	1,035,855.00	FIRE PROTECTION SYSTEMS PERMIT
10/24/13	13 19414	1010 E MAIN	PARK PLACE BOZEMAN LLC	BOZEMAN FIRE PROTECTION LLC	94.50	-	-	85,000.00	FIRE PROTECTION SYSTEMS PERMIT
10/14/13	13 18313	807 W VILLARD	MCINTOSH, STUART C/O	MCINTOSH CONSTRUCTION	57.00	-	11,916	5,000.00	FIRE PROTECTION SYSTEMS PERMIT
10/14/13	13 18313	807 W VILLARD	MCINTOSH, STUART C/O	MCINTOSH CONSTRUCTION	57.00	-	11,916	5,000.00	FIRE SYSTEMS PERMIT
10/01/13	13 19550	2125 BOOTHILL	COOK, KARL	SECURITY SOLUTIONS INC	-	-	-	1,500.00	FIRE SYSTEMS PERMIT
					384.00	-	23,288	2,071,710.00	
10/09/13	13 19446	780 HAGGERTY	PARK W MT AT SADDLE VIEW LLC	PARK WEST MONTANA AT SADDLE VI	1,787.00	827.29	7,684	757,489.00	RES 5+ UNITS
10/09/13	13 19448	776 HAGGERTY	PARK WEST MT SADDLE VIEW LLC	PARK WEST MONTANA AT SADDLE VI	1,787.00	1,654.58	7,684	757,489.00	RES 5+ UNITS
10/03/13	13 18792	1808 LEEWARD	Maple Ridge Investments	RYAN ENGBRETSON BUILDERS	256.00	237.03	1,480	135,426.00	RES ATTACHED SFD
10/03/13	13 18793	1820 LEEWARD	Maple Ridge Investments	RYAN ENGBRETSON BUILDERS	283.00	262.03	1,637	152,057.00	RES ATTACHED SFD
10/03/13	13 19568	2274 RENEE	BAXTER SQUARE PARTNERS LLC	SMC, LLC	498.00	461.10	1,779	206,253.00	RES ATTACHED SFD
10/03/13	13 19569	2260 RENEE	BAXTER SQUARE PARTNERS LLC	SMC, LLC	498.00	230.55	1,779	206,253.00	RES ATTACHED SFD
10/17/13	13 19714	316 S BLACK	GASTEYER, WILLIAM	OWNER IS GENERAL	211.75	137.64	180	15,000.00	RES GARAGES & CARPORTS
10/01/13	13 19539	2458 ARABIAN	GRAHAM ENTERPRISES, INC	GRAHAM ENTERPRISES, INC	987.00	913.87	4,425	405,219.00	RES SINGLE FAMILY DWELLING
10/02/13	12 18111	3610 POTOSI	JBE LLC	FORTIN CONSTRUCTION LLC	497.00	460.17	2,136	194,538.00	RES SINGLE FAMILY DWELLING
10/02/13	12 18112	3797 PIPESTONE	JBE LLC	FORTIN CONSTRUCTION LLC	497.00	460.17	2,136	194,538.00	RES SINGLE FAMILY DWELLING
10/03/13	13 18602	2426 N FERGUSON	McIntosh Construction	MCINTOSH CONSTRUCTION	478.00	442.58	2,053	186,473.00	RES SINGLE FAMILY DWELLING
10/03/13	13 19523	3340 TSCHACHE	HOMEBAASE MONTANA	INTRINSIK ARCHITECTURE	689.00	637.94	2,494	287,290.00	RES SINGLE FAMILY DWELLING
10/03/13	13 19525	3326 TSCHACHE	HOMEBAASE MONTANA	INTRINSIK ARCHITECTURE	701.75	649.75	2,372	277,355.00	RES SINGLE FAMILY DWELLING
10/04/13	13 19558	258 STAFFORD	LINDSEY OLSON	OWNER IS GENERAL	640.00	592.58	2,752	314,302.00	RES SINGLE FAMILY DWELLING
10/10/13	13 19529	1445 POST	BOZEMAN DEACONESS REAL ESTATE	CHASE-SKOGEN HOMES, INC	532.00	492.58	2,374	220,610.00	RES SINGLE FAMILY DWELLING
10/10/13	13 19666	896 ADVANCE	DENMAN, THOMAS D	DENMAN CONSTRUCTION MANAGEMENT	671.00	621.28	2,976	283,519.00	RES SINGLE FAMILY DWELLING
10/11/13	13 18886	4544 EQUESTRIAN	ST CUSTOM HOMES	ST CUSTOM HOMES LLC	674.00	624.06	3,902	357,087.00	RES SINGLE FAMILY DWELLING
10/11/13	13 19632	1385 GOLDEN GATE	CLINT & ANN NAGEL	GRADEN CONSTRUCTION, INC	794.00	735.17	3,552	328,142.00	RES SINGLE FAMILY DWELLING
10/11/13	13 19665	3575 LOLO	SKOGEN, ALLAN	CHASE-SKOGEN HOMES, INC	514.00	475.91	2,775	256,411.00	RES SINGLE FAMILY DWELLING
10/15/13	13 19378	1506 BUCKRAKE	MAHAR, JOE	ROSET AND ASSOCIATES INC	505.00	467.58	2,269	205,851.00	RES SINGLE FAMILY DWELLING
10/15/13	13 19595	175 POND LILY	NORTON RANCH HOMES, LLC	NORTON RANCH HOMES, LLC	409.07	417.58	2,030	183,310.00	RES SINGLE FAMILY DWELLING
10/15/13	13 19596	142 POND LILY	NORTON RANCH HOMES, LLC	NORTON RANCH HOMES, LLC	451.00	417.58	2,030	183,310.00	RES SINGLE FAMILY DWELLING
10/15/13	13 19601	2481 ARABIAN	SIME CONSTRUCTION INC	MOUNTAIN HIGH HOMES INC	-	650.91	3,792	350,789.00	RES SINGLE FAMILY DWELLING
10/15/13	13 19613	3529 LEMHI TRAIL	SKOGEN, ALLAN	CHASE-SKOGEN HOMES, INC	558.00	516.65	2,481	233,794.00	RES SINGLE FAMILY DWELLING
10/15/13	13 19622	133 POND LILY	NORTON RANCH HOMES LLC	NORTON RANCH HOMES, LLC	510.00	472.21	2,285	210,124.00	RES SINGLE FAMILY DWELLING
10/16/13	13 19547	2491 MILKHOUSE	MCGOUGH CONSTRUCTION INC	MCGOUGH CONSTRUCTION INC	592.75	548.83	2,003	233,248.00	RES SINGLE FAMILY DWELLING
10/21/13	13 19028	1072 AGATE	STEVE MILLS	AARON MILLS CONSTRUCTION	474.00	438.88	2,036	185,268.00	RES SINGLE FAMILY DWELLING
10/21/13	13 19348	2359 ARABIAN	SCHUELKE PROPERTIES	MATT COOPER CONSTRUCTION LLC	848.00	92.59	3,065	289,444.00	RES SINGLE FAMILY DWELLING
10/21/13	13 19499	706 E PEACH	HOITSMA, TODD R & AMY KELLEY	EDGE CONSTRUCTION, LLC	438.00	405.54	1,945	184,552.00	RES SINGLE FAMILY DWELLING
10/21/13	13 19530	525 CHRISTOPHER	TUDSBURY, BRETT	COOPER, MATT CONSTRUCTION LLC	497.00	460.17	1,704	201,655.00	RES SINGLE FAMILY DWELLING
10/22/13	13 19662	2545 SPIRIT CROSSING	EBBIGHAUSEN HOMES	EBBIGHAUSEN HOMES INC	830.00	768.50	3,748	335,090.00	RES SINGLE FAMILY DWELLING
10/22/13	13 19663	2563 SPIRIT CROSSING	EBBIGHAUSEN HOMES	EBBIGHAUSEN HOMES INC	769.00	712.02	3,450	314,561.00	RES SINGLE FAMILY DWELLING
10/23/13	13 19560	1058 BOYLAN	MCDOWELL, GEORGE F & KATHLEEN A	ORRELL CONSTRUCTION INC	732.75	678.45	3,212	279,964.00	RES SINGLE FAMILY DWELLING
10/24/13	13 19310	1886 BUCKRAKE	GALLATIN VALLEY HOMES INC	GALLATIN VALLEY HOMES INC	460.00	212.95	2,052	191,656.00	RES SINGLE FAMILY DWELLING
10/24/13	13 19311	1898 BUCKRAKE	GALLATIN VALLEY HOMES INC	GALLATIN VALLEY HOMES INC	460.00	425.91	2,052	191,656.00	RES SINGLE FAMILY DWELLING
10/29/13	13 19682	1055 ADVANCE	COOPER BUILDERS LLC	COOPER BUILDERS LLC	440.00	407.40	1,977	178,555.00	RES SINGLE FAMILY DWELLING
10/29/13	13 19721	4406 ALEXANDER	WOODHAM, RYAN L & JENNIFER A	GRAHAM ENTERPRISES, INC	904.00	837.02	4,025	378,247.00	RES SINGLE FAMILY DWELLING
10/30/13	13 19665	3575 LOLO	SKOGEN, ALLAN	CHASE-SKOGEN HOMES, INC	-	99.07	2,775	256,411.00	RES SINGLE FAMILY DWELLING
10/02/13	13 19271	2408 ANNIE	MIKE PROMISCO	TRIPLE MT CONSTRUCTION	1,332.00	1,233.30	5,728	564,666.00	RES TRIPLEX, FOURPLEX
					24,206.07	21,179.42	110,829	10,687,602.00	
10/04/13	13 19668	2318 SPRING CREEK	BOOTH, DONALD G &	TIM DEAN CONSTRUCTION, INC	707.50	459.88	-	175,000.00	RES ADDITION
10/02/13	13 19633	623 S 3RD	WELLS, THOMAS BRADLEY &	GOFF CONSTRUCTION INC	590.75	383.99	-	134,000.00	RES ALTERATION
10/02/13	13 19697	167 NOSTALGIA	HENSON, JAMES W & LINDSEY	CONSTRUCTIVE SOLUTIONS INC	368.25	239.36	-	62,500.00	RES ALTERATION
10/09/13	13 19659	429 E STORY	FAMILY PROMISE OF GALLATIN VALY	BOZEMAN GREEN BUILD	230.75	149.99	-	29,300.00	RES ALTERATION
10/10/13	13 19723	4049 OPAL	RENTME JK LLC	OWNER IS GENERAL	64.50	41.93	-	5,500.00	RES ALTERATION
10/15/13	13 19753	425 N GRAND	CLAY, CHRISTOPHER H &	OWNER IS GENERAL	109.50	71.18	-	12,000.00	RES ALTERATION
10/16/13	13 19717	3045 SPRING MEADOWS	ANDERSON, STEPHEN & KATHLEEN	TIM DEAN CONSTRUCTION, INC	638.75	415.19	-	150,000.00	RES ALTERATION
10/17/13	13 19743	1409 DURSTON	WHEELER, WILDA & MIKE	OWNER IS GENERAL	34.25	22.26	-	2,000.00	RES ALTERATION
10/21/13	13 19756	307 S WILLSON	NICHOLS, GREGORY	MURF'S SMALL STUFF	352.00	228.80	-	58,000.00	RES ALTERATION
10/24/13	13 19636	726 S 3RD	CANFIELD, RICHARD C & DEBORAH	GOFF CONSTRUCTION INC	853.25	554.61	-	228,000.00	RES ALTERATION

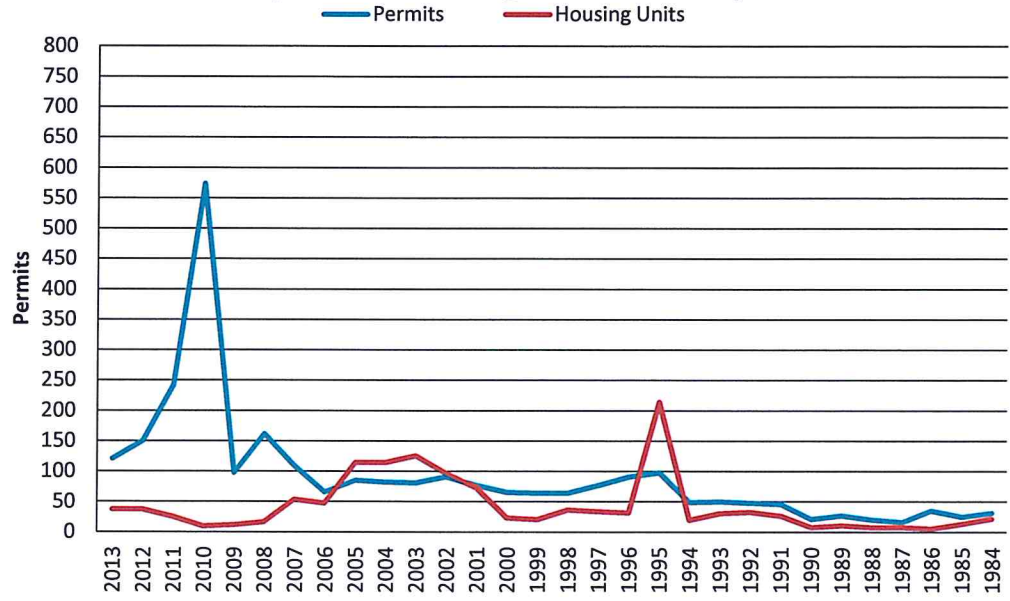
DATE	PERMIT #	ADDRESS	OWNER	CONTRACTOR	PERMIT FEE	PLAN CHECK	SQ FOOT	VALUATION	DESCRIPTION
10/25/13	13 19809 908 S	WILLSON	ZILZ, R MICHAEL & MEGAN F	MOUNTAIN BORN BUILDERS	49.50	32.18	-	4,000.00	RES ALTERATION
10/31/13	13 19838 1616 S	ROUSE	POLASIK, JOSEPH	OWNER IS GENERAL	169.50	117.14	-	20,000.00	RES ALTERATION
10/02/13	13 19710 1624 S	ROUSE	KELLEY, CHRISTOPHER	ESSENTIAL POINT CONSTRUCTION	64.50	-	-	6,000.00	RESIDENTIAL REROOF
10/11/13	13 19757 1605	DURSTON	ROGERS, SAM	OWNER IS GENERAL	42.00	-	-	2,800.00	RESIDENTIAL REROOF
10/11/13	13 19760 1412	DURSTON	HSU, JUSTIN LEREN &	DLR CONSTRUCTION	64.50	-	-	5,500.00	RESIDENTIAL REROOF
10/14/13	13 19769 622 E	PEACH	WOOKEY, TRISHA	HIGH MOUNTAIN CARPENTRY LLC	49.50	-	-	3,800.00	RESIDENTIAL REROOF
10/18/13	13 19796 706	FLANDERS CREEK	SMOGO LLC	PYRAMID PROPERTY SVCS ROOFING	42.00	-	-	3,000.00	RESIDENTIAL REROOF
10/18/13	13 19797 319 S	9TH	STRADLEY, ANN	QUALITY ROOFING/SHEETMETAL,INC	132.00	-	-	14,672.00	RESIDENTIAL REROOF
10/23/13	13 19815 56	DROULLIARD	LEARDINI,LIBERO/MATTHEW/MICHEL	SHEDHORN CONSTRUCTION	79.50	-	-	7,500.00	RESIDENTIAL REROOF
10/23/13	13 19817 419	BONNER	O'CONNOR, DAVID E	WILDER CONSTRUCTION	49.50	-	-	3,840.00	RESIDENTIAL REROOF
10/31/13	13 19849 927 S	BLACK	FOLEY, JAMES D	K & L PERFORMANCE, INC	42.00	-	-	2,500.00	RESIDENTIAL REROOF
10/17/13	13 19763 204 S	5TH	LAUGHTON, DAVID A	MANAGEMENT ASSOCIATES INC	72.00	46.80	-	7,000.00	WINDOW REPLACEMENT PERMIT
10/23/13	13 19804 1111 E	CURTISS	MORGAN-EDWARDS, ZACH & SARAH	OWNER IS GENERAL	26.75	17.39	-	2,000.00	WINDOW REPLACEMENT PERMIT
10/31/13	13 19845 1624 S	ROUSE	KELLEY, CHRISTOPHER	ESSENTIAL POINT CONSTRUCTION	57.00	37.05	-	5,000.00	WINDOW REPLACEMENT PERMIT
					3,223.25	1,734.52	-	943,912.00	
October 2013: 121 Permits; 38 New Housing Units; \$21,344,865.00 Valuation					46,591.29	37,490.75	191,663	21,344,865.00	
October 2012: 150 Permits; 38 New Housing Units; \$22,650,066.00 Valuation									

Month of October

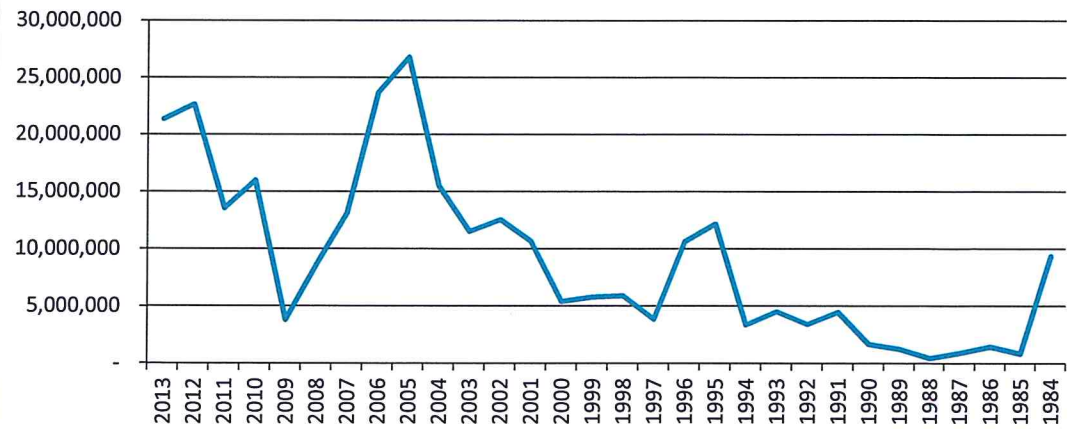
THIRTY YEAR BUILDING PERMIT COMPARISON

	Housing			YTD	YTD
October-13	Permits	Units	Valuation	Permits	Units
2013	121	38	21,344,865	1535	332
2012	150	38	22,650,066	309	121
2011	242	26	13,552,656	1618	156
2010	574	10	16,004,782	2744	188
2009	98	12	3,782,417	1159	159
2008	162	17	8,588,947	889	235
2007	109	54	13,149,796	807	661
2006	66	48	23,693,201	709	557
2005	85	115	26,782,470	753	819
2004	82	115	15,473,989	824	744
2003	81	126	11,512,019	766	538
2002	91	97	12,545,627	699	433
2001	77	73	10,631,284	585	354
2000	65	24	5,399,251	560	329
1999	64	21	5,800,515	599	474
1998	64	37	5,896,653	654	326
1997	77	34	3,853,851	698	247
1996	91	32	10,657,533	689	430
1995	98	215	12,176,007	634	418
1994	49	20	3,336,060	426	280
1993	50	31	4,519,728	465	300
1992	48	33	3,414,118	385	199
1991	46	27	4,469,167	292	187
1990	21	8	1,667,837	426	280
1989	27	11	1,255,333	147	70
1988	20	8	419,977	120	39
1987	16	8	876,700	165	39
1986	35	6	1,430,312	215	107
1985	25	14	823,326	248	144
1984	31	22	9,358,420	286	192

Thirty Year Building Permit Comparison



Valuations



IMPACT FEES 2013

MONTH	STREET	FIRE	WATER	WW	MONTHLY	YTD
January	88,225.32	19,923.20	97,178.16	82,496.92	287,823.60	287,823.60
February	123,589.00	12,756.00	81,620.00	51,384.00	269,349.00	557,172.60
March	246,189.30	25,787.00	151,204.00	99,242.00	522,422.30	1,079,594.90
April	259,267.09	25,876.66	138,091.34	87,998.13	511,233.22	1,590,828.12
May	259,771.40	22,134.29	161,034.79	93,017.31	535,957.79	2,126,785.91
June	231,825.44	21,132.51	97,632.38	59,719.12	410,309.45	2,537,095.36
July	340,093.19	43,066.25	196,513.81	108,976.89	688,650.14	3,225,745.50
August	188,345.29	17,041.00	134,625.88	76,106.78	416,118.95	3,641,864.45
September	130,706.09	12,867.52	106,066.04	59,709.14	309,348.79	3,951,213.24
October	326,247.90	32,214.37	176,906.44	112,089.25	647,457.96	4,598,671.20
November						
December						

BUILDING REVENUE, FISCAL YEAR 2014

MONTH	BUILDING	PLAN REVIEW	ELECTRIC	MECHANICAL/ PLUMBING	Fire Alarm/ Suppression	Penalty/ Other Fees	Monthly	YTD
June, 14							-	
May, 14							-	
April, 14							-	
March, 14							-	
February, 14							-	
January, 13							-	
December, 13							-	
November, 13							-	
October, 13	47,153.32	41,326.38	9,018.75	11,164.45	535.50	1,453.50	110,651.90	471,584.56
September, 13	30,578.46	23,115.86	4,167.61	10,226.89	953.25	1,087.50	70,129.57	360,932.66
August, 13	43,719.50	76,734.38	7,969.00	22,744.76	2,455.75	225.00	153,848.39	290,803.09
July, 13	79,060.82	37,101.16	7,336.82	12,161.90	909.50	384.50	136,954.70	136,954.70

Figures are for October-13	Housing Starts			Remodels & Additions (includes fences, garages & reroofs)		
	Permits\Units	Valuation	Sq Footage		#	Valuation
Single Family	31	7,892,969.00	82,878	Residential	24	943,912.00
Duplex				Commercial	27	997,285.00
Multi-Plex	3 20 units	2,079,644.00	21,096			COMMERCIAL STARTS
Townhome	4	699,989.00	6,675		Bldgs	Valuation
Other	1	15,000.00	180			Sq Footage
Total New:	36	\$ 10,687,602.00	110,829	CITY	2	6,514,986.00