

City of Bozeman



BUILDING INSPECTION DIVISION

BUILDING PERMIT REPORT

NOVEMBER 2013/FY 2014

FISCAL YEAR 2014

| | Nov-2013 | | Nov-2012 | | YTD as of Nov 2013 | | YTD as of Nov 2012 | |
|--------------------------------|---------------------|----------------------|---------------------|----------------------|-----------------------|-----------------------|-----------------------|----------------------|
| | THIS MONTH - FY2013 | | THIS MONTH - FY2012 | | YEAR TO DATE - FY2013 | | YEAR TO DATE - FY2012 | |
| NEW CONSTRUCTION | NO | VALUATION | NO | VALUATION | NO. | VALUATION | NO | VALUATION |
| SINGLE FAMILY | 21 | 4,911,923.00 | 24 | \$5,627,287 | 187 | 44,970,586.00 | 136 | \$33,994,073 |
| DUPLEX | | | 2 | \$429,737 | 2 | 799,078.00 | 6 | \$1,761,139 |
| MULTI-FAMILY NOV UNITS - 275 | 12 | 27,339,702.00 | 3 | \$4,672,113 | 26 | 36,924,591.00 | 10 | \$15,370,100 |
| ANNUAL TOTAL UNITS -419 | | | | | | | | |
| MISC (GARAGE, SHED, ADU ETC.) | 1 | 1,192,669.00 | 4 | \$230,573 | 21 | 1,540,629.00 | 12 | \$286,305 |
| ASSEMBLY | | | | | - | - | 4 | \$2,622,194 |
| BUSINESS | 1 | 521,976.00 | | | 5 | 2,564,804.00 | | |
| EDUCATIONAL | | | | | - | - | 2 | \$11,424,120 |
| FACTORY | | | | | - | - | | |
| HAZARDOUS | | | | | 1 | 855,486.00 | | |
| INSTITUTIONAL | | | | | 1 | 7,739,564.00 | | |
| MERCHANTILE | | | | | 1 | 855,486.00 | 1 | \$1,151,150 |
| MOTEL/HOTEL | | | | | 1 | 5,914,986.00 | 2 | \$9,376,380 |
| STORAGE | | | | | 3 | 665,770.00 | | |
| TOTAL | 23 | 33,966,270.00 | 44 | 19,244,582.00 | 172 | 102,830,980.00 | 167 | 75,985,461.00 |
| ADDITION/REMODEL | NO. | VALUATION | NO. | VALUATION | NO. | VALUATION | NO. | VALUATION |
| RESIDENTIAL | 13 | 112,041.00 | 146 | \$1,193,976 | 212 | 2,808,504.00 | 1869 | \$17,177,129 |
| COMMERCIAL | 15 | 950,906.00 | 49 | \$1,342,419 | 113 | 9,250,079.00 | 457 | \$11,358,684 |
| TOTAL | 28 | 1,062,947.00 | 100 | 2,620,112.00 | 340 | 63,720,705.00 | 311 | 91,720,439.00 |
| CONSTRUCTION VALUE | | | | | | | | |
| REVENUE | NO | AMOUNT | NO | AMOUNT | NO | AMOUNT | NO | AMOUNT |
| BUILDING | 71 | 91,220.22 | 93 | \$31,243 | 663 | 197,112.60 | 623 | \$241,749 |
| PLAN CHECK | 177 | 23,287.37 | 76 | \$20,055 | 1119 | 226,408.41 | 384 | \$199,979 |
| ELECTRICAL | 59 | 6,642.25 | 70 | \$6,333 | 412 | 35,134.43 | 378 | \$45,811 |
| PLUMBING/MECHANICAL | 101 | 9,408.50 | 93 | \$10,357 | 696 | 64,135.61 | 464 | \$43,984 |
| FIRE ALARM/SUPPRESSION SYSTEMS | 6 | 1,131.00 | 6 | \$794 | 44 | 5,460.00 | 40 | \$1,595 |
| DEMOLITION | 4 | 300.00 | 3 | 225 | 21 | 1,650.00 | 22 | \$1,650 |
| CODE ENFORCEMENT | | | | | 1 | 75.00 | 1 | \$825 |
| SIGNS PERMITS | 14 | 602.75 | | | 50 | 2,628.75 | 20 | \$1,638 |
| PENALTIES | 2 | 225.00 | | | 5 | 450.00 | 9 | \$675 |
| EXTENSION FEES | 3 | 222.00 | 1 | \$75 | 21 | 1,572.00 | 11 | \$825 |
| INSPECTION FEES | 1 | 75.00 | 2 | \$5 | 8 | 975.65 | 47 | \$147 |
| MISC REVENUE | 1 | 84.00 | | | 1 | 84.00 | | |
| TOTAL | 439 | 133,198.09 | 344 | 69,085.27 | 3041 | 535,686.45 | 1999 | 538,878.00 |

Mr Chris Kukulski
 City Manager
 PO Box 1230
 Bozeman MT 59771

Dear Mr Kukulski:

The following report is submitted to show the permits issued and fees charged for the month of **November 2013**. The list of building, plumbing and electrical permits are attached in addition to the monthly and yearly summary of housing and commercial building activity.

| | 2013 | | 2012 | |
|------------------------------------|------------|---------------------|------------|-------------------|
| | No. | Fee | No. | Fee |
| Electrical Permits | 59 | 6642.25 | 70 | 6,332.75 |
| Plumbing/Mechanical Permits | 101 | 9408.5 | 93 | 10,356.50 |
| Moving Permits | 1 | 84 | 7 | 525.00 |
| Demolition Permits | 4 | 300 | 3 | 225.00 |
| Fire Alarm/Supression Systems | 6 | 1131 | 6 | 793.50 |
| Inspection Fees | 1 | 75.00 | 1 | 75.00 |
| Sign Permits | 14 | 602.75 | | |
| Code Enforcement | | | 0 | - |
| Penalty Fees | 2 | 225.00 | 0 | - |
| Plan Check Fees | 177 | 23,827.37 | 76 | 20,054.81 |
| Building Permits | 80 | 9,120.22 | 93 | 31,242.71 |
| SUB-TOTALS: | 445 | 51,416.09 | 349 | 69,605.27 |
| Other Bldg Div Rev. | | | 2 | 5.00 |
| New Water - Residential | | | | |
| Water Payback Fees | | | | |
| New Water | 40 | 24,728.58 | 1 | 359.10 |
| New Sewer | 35 | 714.40 | 16 | 336.00 |
| Water/Sewer Inspection Fee | 34 | 3,400.00 | 15 | 1,500.00 |
| Water Renewal | | | | |
| Sewer Renewal | | | | |
| Eng. Maps/Prints/Docs | | | 6 | 90.50 |
| Floodplain Dev. Permits | 1 | 100.00 | | |
| Waste Water Dischg. Permits | | | | |
| Degradation Permit | 1 | 268.65 | 1 | 218.50 |
| Street Cut Permits | 1 | 50.00 | 1 | 50.00 |
| Street/Alley Vacation Fees | | | | |
| Cash-in-Lieu of Water Rights | 1 | 36,504.00 | | |
| Other Eng. Misc. Rev. | | | | |
| Planning Docs/Maps | 5 | 95.00 | | |
| Master Plan Amendment | | | | |
| Subdivision Review Fees | | | | |
| Improvements Agreement | 2 | 1,169.49 | 2 | 600.00 |
| Other Planning Div. Rev. | 24 | 1,146.50 | 10 | 429.75 |
| Zoning/Comm. Dev. Docs/Maps | | | | |
| Certificate of Appropriateness COA | | | | |
| Zone Map/Code Amendments | | | | |
| Storm Water Permits | 2 | 150.00 | | |
| Planning & Zoning | 40 | 40,774.50 | 24 | 3,945.00 |
| Annexation Fees | | | | |
| V & A - Appeals | | | | |
| V & A - Variances | | | | |
| Other Zoning/CD Rev/Sign Tag | | | | |
| Planned Unit Development - PUD | | | | |
| Street Impact Fees | 29 | 651,311.00 | 15 | 82,616.83 |
| Fire Impact Fees | 34 | 49,599.02 | 13 | 19,542.99 |
| Water Impact Fees | 35 | 385,643.57 | 14 | 73,239.89 |
| WasteWater Impact Fees | 35 | 210,621.04 | 14 | 65,385.45 |
| SUB-TOTAL: | 319 | 1,406,275.75 | 134 | 248,319.01 |
| TOTAL RECEIPTS: | 764 | 1,457,691.84 | | 317,924.28 |

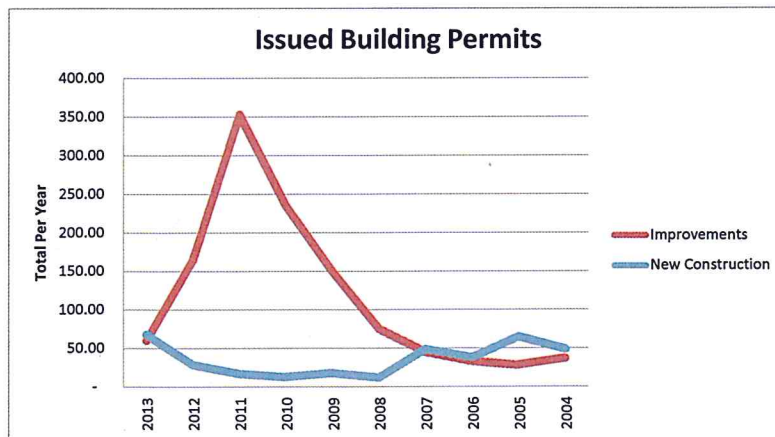
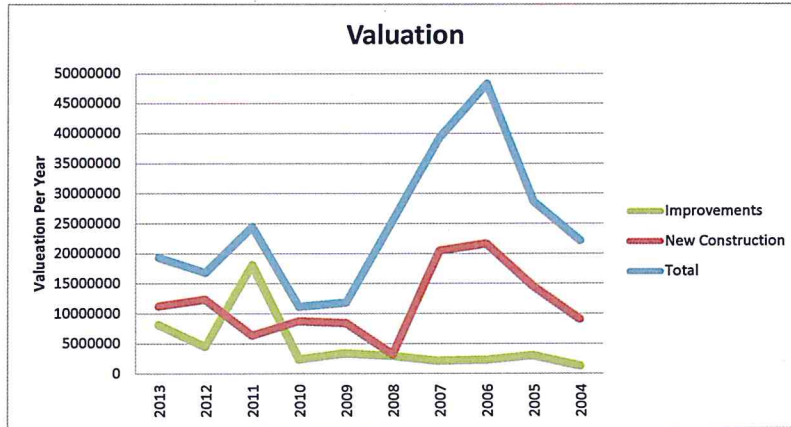
Respectfully submitted,

Bob Risk
 Chief Building Official

**SINGLE MONTH COMPARISON FOR 10 YEAR BUILDING PERMITS
BUILDING DEPARTMENT -- CITY OF BOZEMAN**

| | Nov-13 | Nov-12 | Nov-11 | Nov-10 | Nov-09 |
|-------------------------|----------------------|----------------------|---------------------|---------------------|---------------------|
| | BP\U | BP\U | BP\U | BP\U | BP\U |
| | Valuation | Valuation | Valuation | Valuation | Valuation |
| New Construction | | | | | |
| Single Family | 24 | 24 | 12 | 6 | 8 |
| Multi Family | 12 | 3 | 1 | | 1 |
| Duplex | | 2 | | | |
| Townhomes | | 4 | | | 1 |
| Commercial | 1 | 0 | 1 | 1 | 1 |
| Other | 1 | 4 | | | |
| SUB-TOTAL | 38 | 37 | 13 | 12 | 12 |
| | 34,681,634.00 | 21,902,814.00 | 3,002,647.00 | 2,191,985.00 | 4,422,869.00 |
| Improvements | | | | | |
| Residential | 13 | 35 | 52 | 146 | 41 |
| Commercial | 15 | 26 | 26 | 49 | 8 |
| Fire Supression Systems | 6 | 6 | 5 | 2 | 6 |
| Other | | | 3 | 3 | 5 |
| SUB-TOTAL | 34 | 67 | 86 | 200 | 60 |
| | 1,064,078.00 | 841,763.00 | 2,534,314.00 | 2,615,185.00 | 924,722.00 |
| TOTAL PERMITS | 72 | 104 | 99 | 212 | 72 |
| | 35,745,712.00 | 22,744,577.00 | 5,536,961.00 | 4,807,170.00 | 5,347,591.00 |

| | Nov-08 | Nov-07 | Nov-06 | Nov-05 | Nov-04 |
|-------------------------|----------------------|----------------------|----------------------|----------------------|----------------------|
| | BP\U | BP\U | BP\U | BP\U | BP\U |
| | Valuation | Valuation | Valuation | Valuation | Valuation |
| New Construction | | | | | |
| Single Family | 2 | 7 | 18 | 15 | 29 |
| Multi Family | 1 | 4 | 4 | 7 | 4 |
| Duplex | | 2 | | 9 | 6 |
| Townhomes | | | 8 | 10 | 12 |
| Commercial | | 7 | 2 | 6 | 1 |
| Other | | | 1 | 1 | |
| SUB-TOTAL | 3 | 20 | 33 | 48 | 52 |
| | 879,670.00 | 11,806,421.00 | 9,432,557.00 | 17,319,368.00 | 9,881,362.00 |
| Improvements | | | | | |
| Residential | 14 | 6 | 16 | 7 | 7 |
| Commercial | 19 | 15 | 13 | 4 | 14 |
| Fire Supression Systems | 6 | 4 | 3 | 7 | 4 |
| Other | 38 | 3 | 2 | | |
| SUB-TOTAL | 77 | 28 | 34 | 18 | 25 |
| | 1,605,945.00 | 653,160.00 | 850,371.00 | 312,678.00 | 590,625.00 |
| TOTAL PERMITS | 164\178 | 67\76 | 69\86 | 67\128 | 78\124 |
| | 20,909,506.00 | 28,924,777.00 | 13,703,822.00 | 22,019,443.00 | 12,953,323.00 |



NOVEMBER 2013 - BUILDING PERMITS

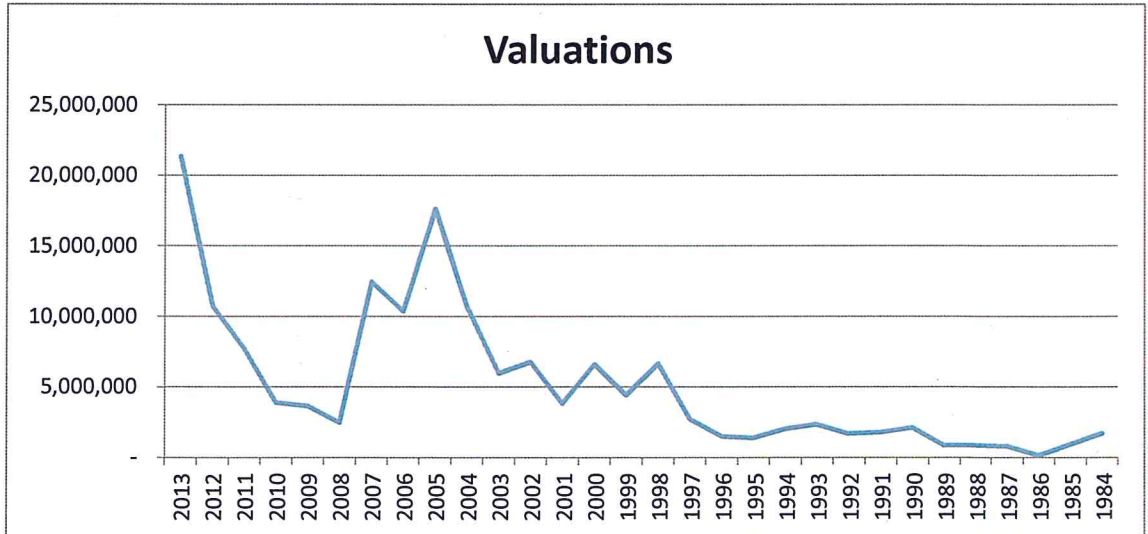
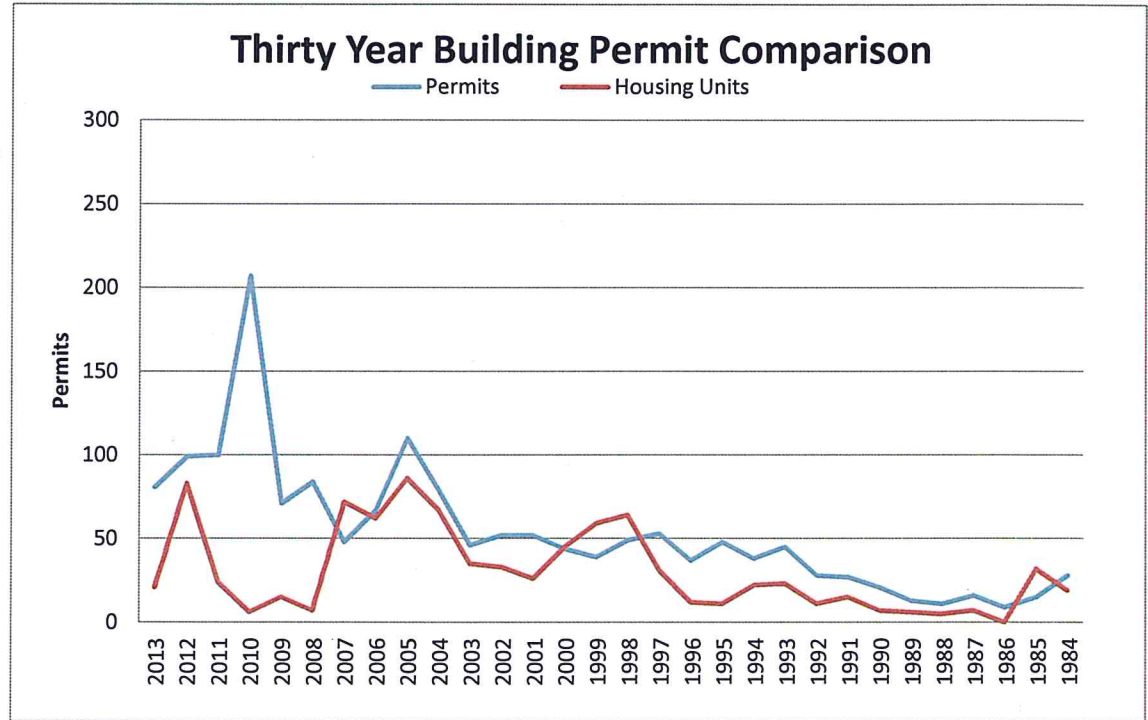
| DATE | PERMIT # | ADDRESS | OWNER | CONTRACTOR | PERMIT FEE | PLAN CHECK | SQ FOOT | VALUATION | DESCRIPTION |
|----------|-----------------|---------------------|--------------------------------|--------------------------------|-----------------|-----------------|--------------|---------------------|--------------------------------|
| 11/20/13 | 12 17744 901 N | BLACK | GALLATIN COUNTY (BAHA) | LANGLAS & ASSOCIATES, INC | 235.50 | 180.86 | - | 40,000.00 | COMM ALTERATION |
| 11/26/13 | 13 18827 3705 | GALLOWAY | Rockworth Companies | RIMROCK CONSTRUCTION LLC | 1,135.00 | 950.69 | 4,726 | 521,976.00 | COMM AMUSEMENT & RECREATIONAL |
| 11/01/13 | 13 19573 211 E | MAIN | F & H, LLC | MARTEL CONSTRUCTION, INC | 1,362.00 | 1,405.04 | - | 412,854.00 | COMM TENANT IMPROVEMENT |
| 11/01/13 | 13 19675 0 | MSU - HEATING PLANT | MSU | MSU FACILITY SERVICES | 338.02 | 222.46 | - | 55,000.00 | COMM TENANT IMPROVEMENT |
| 11/05/13 | 13 19857 111 S | GRAND | EMERSON CENTER HOLDINGS LLC | BC BUILDERS | 26.75 | 42.16 | - | 1,200.00 | COMM TENANT IMPROVEMENT |
| 11/06/13 | 13 19765 407 W | MAIN | HARRINGTONS INC | OWNER IS GENERAL | 132.00 | 122.22 | - | 15,000.00 | COMM TENANT IMPROVEMENT |
| 11/06/13 | 13 19861 1624 W | BEALL | PURE PROPERTY LLC | LANGLAS & ASSOCIATES, INC | 57.00 | 37.05 | - | 5,000.00 | COMM TENANT IMPROVEMENT |
| 11/12/13 | 13 19608 200 S | 23RD | U2 L C/WESTFIELD PROPERTY MGMT | KROENKE LAND & LIVESTOCK LLC | 1,010.00 | 1,002.47 | - | 285,000.00 | COMM TENANT IMPROVEMENT |
| 11/12/13 | 13 19722 1010 E | MAIN | SIMONSON, CATHERINE | MONTANA TRADESMEN INC | 241.02 | 340.77 | 1,452 | 40,000.00 | COMM TENANT IMPROVEMENT |
| 11/14/13 | 13 19874 31 S | WILLSON | DOWNTOWNER LLC | KONKLER CONSTRUCTION | 26.75 | 34.78 | - | 500.00 | COMM TENANT IMPROVEMENT |
| 11/19/13 | 13 19022 121 N | ROUSE | CITY OF BOZEMAN | R & R TAYLOR CONSTRUCTION, INC | 325.75 | 211.74 | - | 50,000.00 | COMM TENANT IMPROVEMENT |
| 11/19/13 | 13 19892 8695 | HUFFINE | 8695 HUFFINE LLC | R & R TAYLOR CONSTRUCTION, INC | 94.50 | 80.77 | - | 9,200.00 | COMM TENANT IMPROVEMENT |
| 11/20/13 | 13 19783 27 E | MAIN | EAST MAIN UNDERGROUND LLC | BROKEN ARROW HOLDINGS "PIZZA C | 57.00 | 89.83 | - | 5,000.00 | COMM TENANT IMPROVEMENT |
| 11/22/13 | 13 19907 42 W | MAIN | WILLSON PROPERTIES | PARADISE VALLEY BUILDERS | 26.75 | 17.39 | - | 1,500.00 | COMM TENANT IMPROVEMENT |
| 11/26/13 | 13 19863 3423 N | 27TH | BOZEMAN SCHOOL DISTRICT 7 | FERRELLGAS | 211.75 | 558.03 | - | 25,652.00 | COMM TENANT IMPROVEMENT |
| 11/05/13 | 13 19858 1550 N | 19TH | STEINKE PROPERTIES LLC | DARBY & PARSONS CONSTR LLC | 57.00 | - | - | 5,000.00 | COMMERCIAL REROOF |
| | | | | | 5,336.79 | 5,296.26 | 6,178 | 1,472,882.00 | |
| 11/19/13 | 13 19876 811 W | MENDENHALL | MEDIA STATION INC | SWANSON EASY DECONSTRUCTION | 75.00 | - | - | - | DEMOLITION PERMIT |
| 11/22/13 | 13 19920 1511 W | BABCOCK | HARRIS BROTHER LP | OWNER IS GENERAL | 75.00 | - | - | 2,000.00 | DEMOLITION PERMIT |
| 11/25/13 | 13 19903 115 N | BROADWAY | DRYSDALE FAMILY LLC | RLS CONSTRUCTION INC | 75.00 | - | - | 7,000.00 | DEMOLITION PERMIT |
| 11/25/13 | 13 19904 121 N | BROADWAY | DRYSDALE FAMILY LLC | RLS CONSTRUCTION INC | 75.00 | - | - | 7,000.00 | DEMOLITION PERMIT |
| | | | | | 300.00 | - | - | 16,000.00 | |
| 11/05/13 | 13 19855 1 | AUTO PLAZA | BILLION CHRYSLER | DELTA SIGNS & GRAPHICS | 49.50 | 32.18 | - | 3,300.00 | SIGN PERMIT |
| 11/07/13 | 13 19865 404 E | BABCOCK | 404 E BABCOCK ST LLC | MFGR INC | 42.00 | 27.30 | - | 2,300.00 | SIGN PERMIT |
| 11/08/13 | 13 19759 682 S | FERGUSON | KLOTOVICH, MARTIN & NANCY | GALLATIN VALLEY SIGNS LTD/DBA | 26.75 | 17.39 | - | 950.00 | SIGN PERMIT |
| 11/08/13 | 13 19862 3810 | VALLEY COMMONS | HECK, SCOTT | GALLATIN VALLEY SIGNS LTD/DBA | 26.75 | 17.39 | - | 405.00 | SIGN PERMIT |
| 11/12/13 | 13 19877 962 | STONERIDGE | DA PROPERTIES LLC/ENGBERG LLC | SIGNS NOW | 26.75 | 17.39 | - | 1,080.00 | SIGN PERMIT |
| 11/12/13 | 13 19880 1623 W | MAIN | RED MOUNTAIN | GALLATIN VALLEY SIGNS LTD/DBA | 26.75 | 17.39 | - | 1,208.00 | SIGN PERMIT |
| 11/19/13 | 13 19483 1125 W | KAGY | BOCA LLC | GALLATIN VALLEY SIGNS LTD/DBA | 87.00 | 56.55 | - | 8,352.00 | SIGN PERMIT |
| 11/20/13 | 13 19917 2006 | GILKERSON | SLATER, CHARLES & TWILA | SIGNS NOW | 26.75 | 17.39 | - | 275.00 | SIGN PERMIT |
| 11/21/13 | 13 19924 1500 N | 19TH | BRIDGER PEAKS TOWN CENTER | YESCO LLC | 49.50 | 32.18 | - | 3,500.00 | SIGN PERMIT |
| 11/21/13 | 13 19927 511 W | MENDENHALL | NELL, WILLIAM D & CYNTHIA K C | GALLATIN VALLEY SIGNS LTD/DBA | 49.50 | 32.18 | - | 3,476.00 | SIGN PERMIT |
| 11/25/13 | 13 19919 2825 W | MAIN | GALLATIN MALL GROUP LLC | GALLATIN VALLEY SIGNS LTD/DBA | 64.50 | 41.93 | - | 5,500.00 | SIGN PERMIT |
| 11/26/13 | 13 19824 606 N | 7TH | KIMMET PROPERTIES | EPCON SIGN COMPANY | 72.00 | 46.80 | - | 7,000.00 | SIGN PERMIT |
| | | | | | 547.75 | 356.07 | - | 37,346.00 | |
| 11/08/13 | 13 19851 1915 N | ROUSE | OSTERMAN, DAVE | BY DESIGN LLC DBA BURTELL FIRE | 342.25 | - | - | 54,446.00 | FIRE PROTECTION SYSTEMS PERMIT |
| 11/18/13 | 13 19881 0 | MSU | MONTANA STATE UNIVERSITY | WESTERN STATES FIRE PROTECTION | 545.75 | - | - | 118,792.00 | FIRE PROTECTION SYSTEMS PERMIT |
| 11/20/13 | 13 19900 501 N | 11TH | BOZEMAN SCHOOL DISTRICT 7 | SYSTEMS NORTHWEST, LLC | 102.00 | - | - | 10,920.00 | FIRE PROTECTION SYSTEMS PERMIT |
| | | | | | 888.00 | - | - | 173,238.00 | |
| 11/26/13 | 13 18835 3705 | GALLOWAY | Rockworth Companies | RIMROCK CONSTRUCTION LLC | 3,198.25 | 4,694.21 | 29,944 | 1,192,669.00 | RES GARAGES & CARPORTS |
| 11/01/13 | 13 19706 106 | POND LILY | NORTON RANCH HOMES LLC | NORTON RANCH HOMES, LLC | 481.00 | 571.14 | 2,130 | 196,565.00 | RES SINGLE FAMILY DWELLING |
| 11/05/13 | 13 18994 2214 | LASSO | FIRST TIME HOME BUYERS LLC | KIRCHHOFF CONSTRUCTION | 539.00 | 499.06 | 2,314 | 202,554.00 | RES SINGLE FAMILY DWELLING |
| 11/05/13 | 13 19685 404 | CORNELL | DAINES, CLAIR W & SHARON | CLAIR W DAINES, INC | 719.00 | 932.89 | 3,262 | 286,847.00 | RES SINGLE FAMILY DWELLING |
| 11/05/13 | 13 19709 825 | ADVANCE | VISION DEVELOPMENT | VISION DEVELOPMENT INC | 450.00 | 547.31 | 2,032 | 181,076.00 | RES SINGLE FAMILY DWELLING |
| 11/07/13 | 13 19747 1098 N | FERGUSON | MEYER-GARRITY GROUP LLC | MEYER-GARRITY GROUP LLC | 529.00 | 615.59 | 2,386 | 214,675.00 | RES SINGLE FAMILY DWELLING |
| 11/07/13 | 13 19748 1108 N | FERGUSON | MEYER-GARRITY GROUP LLC | MEYER MOUNTAIN CREATIONS | 529.00 | 307.79 | 2,386 | 214,675.00 | RES SINGLE FAMILY DWELLING |
| 11/07/13 | 13 19749 1032 N | FERGUSON | MEYER-GARRITY GROUP LLC | MEYER-GARRITY GROUP LLC | 529.00 | 307.79 | 2,386 | 214,675.00 | RES SINGLE FAMILY DWELLING |
| 11/07/13 | 13 19750 1076 N | FERGUSON | MEYER-GARRITY GROUP LLC | MEYER-GARRITY GROUP LLC | 466.00 | 547.50 | 2,100 | 187,486.00 | RES SINGLE FAMILY DWELLING |
| 11/07/13 | 13 19777 3124 | FEN | TRAVISTIES INTERNATIONAL INC | LIFESPACE HOMES | 473.00 | 558.85 | 2,149 | 187,521.00 | RES SINGLE FAMILY DWELLING |
| 11/08/13 | 13 19508 3352 | TSCHACHE | HOMEBASE MONTANA | SUNRISE HOMES, LLC | 499.00 | 753.56 | 1,688 | 201,314.00 | RES SINGLE FAMILY DWELLING |
| 11/08/13 | 13 19509 3370 | TSCHACHE | HOMEBASE MONTANA | SUNRISE HOMES, LLC | 643.75 | 937.64 | 2,063 | 247,451.00 | RES SINGLE FAMILY DWELLING |
| 11/08/13 | 13 19531 3308 S | 30TH | LEE & KERRY EVANS | MCGOUGH CONSTRUCTION INC | 1,378.00 | 1,474.80 | 4,816 | 564,885.00 | RES SINGLE FAMILY DWELLING |
| 11/08/13 | 13 19621 4616 | DANUBE | HINDS, JASON & ANGELA | PRO BUILDERS/JMB, INC | 991.00 | 1,199.36 | 3,587 | 413,269.00 | RES SINGLE FAMILY DWELLING |
| 11/12/13 | 13 19540 4219 | BRENDEN | CHASE-SKOGEN HOMES INC | CHASE-SKOGEN HOMES, INC | 436.00 | 519.73 | 1,957 | 178,221.00 | RES SINGLE FAMILY DWELLING |

| DATE | PERMIT # | ADDRESS | OWNER | CONTRACTOR | PERMIT FEE | PLAN CHECK | SQ FOOT | VALUATION | DESCRIPTION |
|---|----------|------------------|--------------------------------|--------------------------------|------------------|------------------|----------------|----------------------|----------------------------|
| 11/15/13 | 13 19599 | 3465 MONIDA | HOMEBASE MONTANA, LLC | SUNRISE HOMES, LLC | 499.00 | 753.56 | 2,253 | 201,314.00 | RES SINGLE FAMILY DWELLING |
| 11/15/13 | 13 19652 | 1049 GOLDEN GATE | HESTIA LLC | BOULDER CREEK CONSTRUCTION LLC | 436.00 | 544.10 | 1,962 | 177,296.00 | RES SINGLE FAMILY DWELLING |
| 11/15/13 | 13 19653 | 1165 GOLDEN GATE | HESTIA LLC | BOULDER CREEK CONSTRUCTION LLC | 436.00 | 272.03 | 1,962 | 177,296.00 | RES SINGLE FAMILY DWELLING |
| 11/15/13 | 13 19654 | 1139 GOLDEN GATE | HESTIA LLC | BOULDER CREEK CONSTRUCTION LLC | 544.00 | 472.03 | 1,962 | 177,296.00 | RES SINGLE FAMILY DWELLING |
| 11/18/13 | 13 19623 | 158 POND LILY | NORTON RANCH HOMES LLC | NORTON RANCH HOMES, LLC | 419.00 | 588.24 | 2,285 | 210,124.00 | RES SINGLE FAMILY DWELLING |
| 11/19/13 | 13 19737 | 517 DELL | GILLAM, ASHLEY CLAIRE | DAVIS DEVELOPMENT LLC | 582.00 | 708.53 | 2,500 | 264,825.00 | RES SINGLE FAMILY DWELLING |
| 11/22/13 | 13 19820 | 2405 MILKHOUSE | ROI LLC | ROI LLC | 448.00 | 569.83 | 2,293 | 212,558.00 | RES SINGLE FAMILY DWELLING |
| 11/04/13 | 13 19495 | 210 S COTTONWOOD | HRDC DISTRICT IX | ROTHERHAM CONSTRUCTION, INC | 7,478.00 | 8,705.70 | 32,162 | 3,170,530.00 | RES 5+ UNITS |
| 11/05/13 | 13 19449 | 784 HAGGERTY | PARK WEST MONTANA | PARK WEST MONTANA AT SADDLE VI | 1,787.00 | 1,352.33 | 7,684 | 757,489.00 | RES 5+ UNITS |
| 11/05/13 | 13 19450 | 790 HAGGERTY | PARK WEST MONTANA | PARK WEST MONTANA AT SADDLE VI | 1,787.00 | 1,352.33 | 7,684 | 757,489.00 | RES 5+ UNITS |
| 11/13/13 | 13 18791 | 1652 TEMPEST | Tempest Court Investments I LL | LANGLAS & ASSOCIATES, INC | 6,306.00 | 2,919.37 | 36,551 | 3,871,847.00 | RES 5+ UNITS |
| 11/19/13 | 13 19162 | 740 HAGGERTY | Park West Montana | PARK WEST MONTANA AT SADDLE VI | 1,787.00 | 1,989.66 | 7,684 | 757,489.00 | RES 5+ UNITS |
| 11/26/13 | 13 18828 | 3775 GALLOWAY | Rockworth Companies | RIMROCK CONSTRUCTION LLC | 1,754.00 | 2,188.83 | 10,164 | 1,001,967.00 | RES 5+ UNITS |
| 11/26/13 | 13 18829 | 3765 GALLOWAY | Rockworth Companie | RIMROCK CONSTRUCTION LLC | 6,459.00 | 7,889.59 | 37,440 | 3,690,835.00 | RES 5+ UNITS |
| 11/26/13 | 13 18830 | 3755 GALLOWAY | Rockworth Companies | RIMROCK CONSTRUCTION LLC | 5,500.00 | 6,846.10 | 31,880 | 3,142,730.00 | RES 5+ UNITS |
| 11/26/13 | 13 18831 | 3715 GALLOWAY | Rimrock Companies | RIMROCK CONSTRUCTION LLC | 5,500.00 | 6,846.10 | 31,880 | 3,142,730.00 | RES 5+ UNITS |
| 11/26/13 | 13 18832 | 3745 GALLOWAY | Rockworth Companies | RIMROCK CONSTRUCTION LLC | 3,931.00 | 4,905.42 | 22,785 | 2,246,145.00 | RES 5+ UNITS |
| 11/26/13 | 13 18833 | 3735 GALLOWAY | Rockworth Companies | RIMROCK CONSTRUCTION LLC | 5,937.00 | 7,409.05 | 34,416 | 3,392,729.00 | RES 5+ UNITS |
| 11/26/13 | 13 18834 | 3725 GALLOWAY | Rockworth Companies | RIMROCK CONSTRUCTION LLC | 2,464.00 | 3,074.91 | 14,280 | 1,407,722.00 | RES 5+ UNITS |
| | | | | | 65,915.00 | 73,854.93 | 355,027 | 33,444,294.00 | |
| 11/04/13 | 13 19793 | 1303 S GRAND | FLAHERTY, PATRICK M & CAROL | SAFRANEK CONSTRUCTION | 154.50 | 127.73 | - | 17,209.00 | RES ALTERATION |
| 11/04/13 | 13 19816 | 618 S 12TH | GUSS, ERIK M | OWNER IS GENERAL | 26.75 | 17.39 | - | 1,500.00 | RES ALTERATION |
| 11/05/13 | 13 19818 | 906 W VILLARD | LANPHEAR, DONA | GRAYLING CREEK CONSTRUCTION LL | 94.50 | 78.82 | - | 9,422.00 | RES ALTERATION |
| 11/08/13 | 13 19825 | 301 E OLIVE | LEACHMAN, H LOGAN & JAMIE | OWNER IS GENERAL | 169.50 | 182.17 | - | 19,500.00 | RES ALTERATION |
| 11/22/13 | 13 19800 | 215 S 18TH | STARK, ROBERT L | OWNER IS GENERAL | 42.00 | 44.69 | - | 2,500.00 | RES ALTERATION |
| 11/22/13 | 13 19896 | 221 S 6TH | KASPER, DEBORAH | OWNER IS GENERAL | 207.00 | 134.55 | - | 25,000.00 | RES ALTERATION |
| 11/25/13 | 13 19931 | 4553 CASCADE | HUFFMASTER, TREVOR | OWNER IS GENERAL | - | 85.80 | - | 15,000.00 | RES ALTERATION |
| 11/22/13 | 13 19799 | 215 S 18TH | STARK, ROBERT L | OWNER IS GENERAL | 84.00 | - | - | 500.00 | MOVING PERMIT |
| 11/12/13 | 13 19887 | 410 N 15TH | BRITT, ANDREW C & BERNADETTE | SHANE COLLINS CONSTRUCTION INC | 79.50 | - | - | 8,000.00 | RESIDENTIAL REROOF |
| 11/12/13 | 13 19888 | 604 N BOZEMAN | WOODS, NICHOLAS | ROBERT LANGLEY ENTERPRISES | 26.75 | - | - | 2,000.00 | RESIDENTIAL REROOF |
| 11/13/13 | 13 19897 | 2117 S TRACY | STENZEL, THOMAS E & DENISE | MONTANA CONSTRUCTION WORKS | 64.50 | - | - | 6,000.00 | WINDOW REPLACEMENT PERMIT |
| 11/15/13 | 13 19909 | 509 S BLACK | SIENKOWSKI, BRIAN | DLR CONSTRUCTION | 57.00 | 37.05 | - | 4,610.00 | WINDOW REPLACEMENT PERMIT |
| 11/19/13 | 13 19922 | 1408 S BLACK | GLASPEY III, WILLIAM H & | TOTAL QUALITY CONSTRUCTION LLC | 26.75 | - | - | 800.00 | WINDOW REPLACEMENT PERMIT |
| | | | | | 757.00 | 484.26 | - | 112,041.00 | |
| November 2013: 81 Permits; 21 New Housing Units; \$35,255,801.00 Valuation | | | | | 73,744.54 | 79,991.52 | 361,205 | 35,255,801.00 | |
| November 2012: 99 Permits; 83 New Housing Units; \$10,739,127.00 Valuation | | | | | | | | | |

Month of November

THIRTY YEAR BUILDING PERMIT COMPARISON

| Nov-13 | Housing | | YTD | YTD |
|--------|---------|-------|------------|------|
| | Permits | Units | | |
| 2013 | 81 | 21 | 21,344,865 | 1495 |
| 2012 | 99 | 83 | 10,729,137 | 408 |
| 2011 | 100 | 24 | 7,717,911 | 1718 |
| 2010 | 207 | 6 | 3,916,685 | 2951 |
| 2009 | 71 | 15 | 3,668,721 | 1230 |
| 2008 | 84 | 7 | 2,485,615 | 976 |
| 2007 | 48 | 72 | 12,459,581 | 855 |
| 2006 | 67 | 62 | 10,376,928 | 775 |
| 2005 | 110 | 86 | 17,632,046 | 863 |
| 2004 | 79 | 67 | 10,709,202 | 903 |
| 2003 | 46 | 35 | 5,982,666 | 812 |
| 2002 | 52 | 33 | 6,776,689 | 751 |
| 2001 | 52 | 26 | 3,844,853 | 637 |
| 2000 | 44 | 45 | 6,617,200 | 604 |
| 1999 | 39 | 59 | 4,436,793 | 638 |
| 1998 | 49 | 64 | 6,665,541 | 703 |
| 1997 | 53 | 31 | 2,738,672 | 751 |
| 1996 | 37 | 12 | 1,519,518 | 726 |
| 1995 | 48 | 11 | 1,409,141 | 682 |
| 1994 | 38 | 22 | 2,025,248 | 464 |
| 1993 | 45 | 23 | 2,346,870 | 510 |
| 1992 | 28 | 11 | 1,697,841 | 413 |
| 1991 | 27 | 15 | 1,795,790 | 319 |
| 1990 | 21 | 7 | 2,121,200 | 220 |
| 1989 | 13 | 6 | 860,571 | 160 |
| 1988 | 11 | 5 | 882,360 | 131 |
| 1987 | 16 | 7 | 823,226 | 181 |
| 1986 | 9 | 0 | 153,900 | 224 |
| 1985 | 15 | 32 | 959,388 | 263 |
| 1984 | 28 | 19 | 1,710,796 | 314 |



IMPACT FEES 2013

| MONTH | STREET | FIRE | WATER | WW | MONTHLY | YTD |
|-----------|------------|-----------|------------|------------|--------------|--------------|
| January | 88,225.32 | 19,923.20 | 97,178.16 | 82,496.92 | 287,823.60 | 287,823.60 |
| February | 123,589.00 | 12,756.00 | 81,620.00 | 51,384.00 | 269,349.00 | 557,172.60 |
| March | 246,189.30 | 25,787.00 | 151,204.00 | 99,242.00 | 522,422.30 | 1,079,594.90 |
| April | 259,267.09 | 25,876.66 | 138,091.34 | 87,998.13 | 511,233.22 | 1,590,828.12 |
| May | 259,771.40 | 22,134.29 | 161,034.79 | 93,017.31 | 535,957.79 | 2,126,785.91 |
| June | 231,825.44 | 21,132.51 | 97,632.38 | 59,719.12 | 410,309.45 | 2,537,095.36 |
| July | 340,093.19 | 43,066.25 | 196,513.81 | 108,976.89 | 688,650.14 | 3,225,745.50 |
| August | 188,345.29 | 17,041.00 | 134,625.88 | 76,106.78 | 416,118.95 | 3,641,864.45 |
| September | 130,706.09 | 12,867.52 | 106,066.04 | 59,709.14 | 309,348.79 | 3,951,213.24 |
| October | 326,247.90 | 32,214.37 | 176,906.44 | 112,089.25 | 647,457.96 | 4,598,671.20 |
| November | 651,311.00 | 49,599.02 | 385,643.57 | 210,621.30 | 1,297,174.89 | 5,895,846.09 |
| December | | | | | | |

BUILDING REVENUE, FISCAL YEAR 2014

| MONTH | BUILDING | PLAN REVIEW | ELECTRIC | MECHANICAL/ PLUMBING | Fire Alarm/ Suppression | Penalty/ Other Fees | Monthly | YTD |
|---------------|-----------|-------------|----------|-------------------------|----------------------------|------------------------|------------|------------|
| June, 14 | | | | | | | - | |
| May, 14 | | | | | | | - | |
| April, 14 | | | | | | | - | |
| March, 14 | | | | | | | - | |
| February, 14 | | | | | | | - | |
| January, 13 | | | | | | | - | |
| December, 13 | | | | | | | - | |
| November, 13 | 91,220.22 | 23,287.38 | 6,642.25 | 9,408.50 | 1,131.00 | 1,508.75 | 133,198.10 | 604,782.66 |
| October, 13 | 47,153.32 | 41,326.38 | 9,018.75 | 11,164.45 | 535.50 | 1,453.50 | 110,651.90 | 471,584.56 |
| September, 13 | 30,578.46 | 23,115.86 | 4,167.61 | 10,226.89 | 953.25 | 1,087.50 | 70,129.57 | 360,932.66 |
| August, 13 | 43,719.50 | 76,734.38 | 7,969.00 | 22,744.76 | 2,455.75 | 225.00 | 153,848.39 | 290,803.09 |
| July, 13 | 79,060.82 | 37,101.16 | 7,336.82 | 12,161.90 | 909.50 | 384.50 | 136,954.70 | 136,954.70 |

| Figures are for November-13 | Housing Starts | | | Remodels & Additions (includes fences, garages & reroofs) | | | |
|--------------------------------|----------------|-------------------------|----------------|--|--------------------------|------------------|-------------------|
| | Permits\Units | Valuation | Sq Footage | | # | Valuation | |
| Single Family | 21 | 4,911,923.00 | 50,473 | Residential Commercial | 13 | 112,041.00 | |
| Duplex | | | | | 15 | 950,906.00 | |
| Multi-Plex | 12 | 27,339,702.00 | 274,610 | | COMMERCIAL STARTS | | |
| Townhome | | | | | Bldgs | Valuation | Sq Footage |
| Other | 1 | | 29,944 | | 1 | \$ 521,976.00 | 4,726 |
| Total New: | 34 | \$ 32,251,625.00 | 355,027 | CITY | | | |