

City of Bozeman



BUILDING INSPECTION DIVISION

BUILDING PERMIT REPORT

May 2014/FY 2014

FISCAL YEAR 2014

	May-2014		May-2013		FYTD as of May 2014		FYTD as of May 2013	
	THIS MONTH - FY2014		THIS MONTH - FY2013		FY TO DATE - FY2014		FY TO DATE - FY2013	
NEW CONSTRUCTION	NO	VALUATION	NO	VALUATION	NO.	VALUATION	NO	VALUATION
SINGLE FAMILY	34	8,176,131.00	43	10,354,177.00	328	71,221,658.00	337	80,862,357.00
DUPLEX	6	2,638,167.00			12	4,204,778.00	11	3,592,027.00
MULTI-FAMILY MAY UNITS - 12			2	4,459,115.00	27	37,632,483.00	19	13,880,432.00
FISCAL TOTAL UNITS -437						437 UNITS		
MISC (GARAGE, SHED, ADU ETC.)	4	155,049.00	1	31,500.00	27	1,805,077.00	19	893,110.00
ASSEMBLY					-	-	7	8,197,588.00
BUSINESS					6	4,552,076.00	2	4,097,020.00
EDUCATIONAL					-	-	3	11,804,370.00
FACTORY					-	-		
HAZARDOUS					1	855,486.00		
INSTITUTIONAL					1	7,739,564.00		
MERCHANTILE			1	3,000.00	1	855,486.00	3	1,154,150.00
MOTEL/HOTEL	1	1,062,135.00			2	6,977,121.00	2	9,376,380.00
STORAGE					3	665,770.00	2	341,533.00
TOTAL	45	12,031,482.00	47	14,847,792.00	299	118,532,328.00	394	134,198,967.00
ADDITION/REMODEL	NO.	VALUATION	NO.	VALUATION	NO.	VALUATION	NO.	VALUATION
RESIDENTIAL	19	298,603.00	34	519,516.00	279	4,277,719.00	349	5,127,472.00
COMMERCIAL	28	7,121,765.00	30	4,769,437.00	190	19,776,524.00	274	19,140,947.00
TOTAL	47	7,420,368.00	64	5,288,953.00	469	24,054,243.00	623	24,268,419.00
CONSTRUCTION VALUE								
REVENUE	NO	AMOUNT	NO	AMOUNT	NO	AMOUNT	NO	AMOUNT
BUILDING	116	53,813.50	111	40,521.84	951	158,916.00	1,173	70,548,701.84
PLAN CHECK	477	72,671.86	124	58,250.17	2,397	452,521.23	1023	515,069.17
ELECTRICAL	74	7,956.50	97	8,920.75	709	64,510.58	905	87,146.75
PLUMBING/MECHANICAL	177	27,012.00	149	14,528.25	1,232	123,419.86	1,245	113,101.25
FIRE ALARM /SPRINKLER SYSTEM	3	368.50	2	256.50	78	9,464.75	73	7,340.50
DEMOLITION	3	234.00	3	225.00	31	2,259.00	40	3,000.00
CODE ENFORCEMENT	1	75.00			3	225.00	4	1,049.00
SIGNS PERMITS	9	283.00			87	4,040.00		
PENALTIES	10	900.50			28	2,605.50	39	4,211.00
EXTENSION FEES	9	675.00	2	150.00	52	3,073.00	29	2,175.00
INSPECTION FEES	2	150.00			14	1,500.65	18	1,713.00
MISC REVENUE	2	43.50	3	7.02	4	1,170.00	63	551.00
TOTAL	883	164,183.36	491	122,859.53	5,586	823,705.57	3,589	71,283,507.51

Mr Chris Kukulski
 City Manager
 PO Box 1230
 Bozeman MT 59771

Dear Mr Kukulski:

The following report is submitted to show the permits issued and fees charged for the month of **May 2014**. The list of building, plumbing and electrical permits are attached in addition to the monthly and yearly summary of housing and commercial building activity.

	2014		2013	
	No.	Fee	No.	Fee
Electrical Permits	74	7,956.50	97	8,920.75
Plumbing/Mechanical Permits	177	27,012.00	149	14,528.25
Moving Permits	1	84.00	3	225.00
Demolition Permits	2	150.00	2	256.50
Fire Alarm/Suppression Systems	3	368.50		
Inspection Fees	2	150.00	2	150.00
Sign Permits	9	283.00		
Code Enforcement	1	75.00		
Penalty Fees	10	900.50		
Plan Check Fees	477	72,671.86	124	58,250.17
Building Permits	116	53,813.50	52	40,521.84
SUB-TOTALS:	872	163,464.86	429	122,852.51
Other Bldg Div Rev.				
Water Payback Fees				
New Water	46	15,129.96	30	7,812.90
New Sewer	47	978.00	30	630.00
Water/Sewer Inspection Fee	47	4,700.00	53	5,497.05
Water Renewal				
Sewer Renewal				
Eng. Maps/Prints/Docs	15	692.00	3	23.00
Floodplain Dev. Permits				
Wastewater Permit			2	150.00
Degradation Permit	9	1,907.35	2	409.50
Street Cut Permits	8	550.00	2	100.00
Street/Alley Vacation Fees				
Cash-in-Lieu of Water Rights	1	160,740.00	2	12,564.00
Other Eng. Misc. Rev.				
Planning Docs/Maps			12	199.00
Encroachment Permits	1	10.00		
Master Plan Amendment				
Subdivision Review Fees				
Improvements Agreement	3	1,253.45		
Other Planning Div. Rev.	11	410.00	1	6,258.24
Zoning/Comm. Dev. Docs/Maps				
Deposits/Rent Chall Gardens	2	90.00	6	290.00
Certificate of Appropriateness COA				
Zone Map/Code Amendments				
Storm Water Permits	7	650.00		
Pay-in-lieu of Parks				
Planning & Zoning	61	34,442.95	50	26,449.05
Parade / Public Assembly Permit	9	285.00		
Annexation Fees				
V & A - Appeals				
V & A - Variances				
Public Service			19	2,577.19
Other Zoning/CD Rev/Sign Tag				
Planned Unit Development - PUD				
Street Impact Fees	50	260,755.40	51	259,771.40
Fire Impact Fees	50	17,062.04	53	22,134.29
Water Impact Fees	50	200,702.38	51	161,034.79
WasteWater Impact Fees	50	140,299.76	51	93,017.31
SUB-TOTAL:	467	840,658.29	418	598,917.72
TOTAL RECEIPTS:	1,339	1,004,123.15	847	721,770.23

Respectfully submitted,

Bob Risk
 Chief Building Official

May 2014 - BUILDING PERMITS

DATE	PERMIT #	ADDRESS	OWNER	CONTRACTOR	PERMIT FEE	PLAN CHECK	SQ FOOT	VALUATION	DESCRIPTION
05/05/14	14 20289	5050 S COTTONWOOD	PARK STREET HOLDINGS LLC	WADSWORTH BUILDERS CO INC	1,006.00	2,230.65	9,580	1,062,135.00	COMM GAS STATION/CONVIENCE STOR
05/13/14	14 20548	1546 TEMPEST	TEMPEST CRT INVESTMENTS I LLC	OWNER IS GENERAL	109.75	101.62	423	46,898.00	COMM OTHER SHELTER, NON-HOUSEK
05/14/14	14 20576	115 N BOZEMAN	WEISS, DAVID SAMUEL	OZZ CONSTRUCTION	37.05	37.05	-	5,000.00	COMM OTHER SHELTER, NON-HOUSEK
05/12/14	14 20508	600 W KAGY	MONTANA STATE UNIVERSITY	REYNOLDS CONSTRUCTION CO., INC	330.50	622.55	760	30,271.00	COMM PUBLIC WKS & UTILITIES
05/01/14	14 20387	518 PROFESSIONAL	MCKAY, SANDRA	ASPEN CONST & ENGINEERING LLP	49.50	91.66	-	3,500.00	COMM TENANT IMPROVEMENT
05/02/14	14 20283	212 S WALLACE	OLIVE & WALLACE LLC	LANGLAS & ASSOCIATES, INC	446.25	495.79	-	86,875.00	COMM TENANT IMPROVEMENT
05/02/14	14 20326	915 HIGHLAND	BOZEMAN DEACONESS HOSPITAL	MARTEL CONSTRUCTION, INC	2,235.50	2,247.22	9,000	750,000.00	COMM TENANT IMPROVEMENT
05/05/14	14 20272	0 MSU - WILSON HALL	MSU	INGRAM-CLEVINGER, INC	776.25	504.56	-	200,000.00	COMM TENANT IMPROVEMENT
05/05/14	14 20305	0 MSU - LINFIELD HALL	STATE OF MONTANA/ MSU	INGRAM-CLEVINGER, INC	381.25	661.86	-	67,000.00	COMM TENANT IMPROVEMENT
05/06/14	13 19056	346 GALLATIN PARK	HERE 4 PROPERTIES LLC	COMFORT ENGINEERING INC	287.75	647.56	-	140,000.00	COMM TENANT IMPROVEMENT
05/06/14	14 20310	0 MSU - EPS BUILDING	MONTANA STATE UNIVERSITY	LUTEY CONSTRUCTION/CRAFTSMAN	79.50	440.72	408	20,000.00	COMM TENANT IMPROVEMENT
05/06/14	14 20360	121 S WILLSON	BOZEMAN UNITED METHODIST CHRCH	MONTANA CONSTRUCTION WORKS	587.75	502.79	-	132,500.00	COMM TENANT IMPROVEMENT
05/06/14	14 20484	0 MSU - FIELDHOUSE	MONTANA STATE UNIVERSITY	JACKSON CONTRACTOR GROUP INC	5,326.25	3,749.04	-	2,409,000.00	COMM TENANT IMPROVEMENT
05/06/14	14 20560	2825 W MAIN	GALLATIN MALL GROUP LLC	BUFFALO RESTORATION, INC	49.50	76.87	-	4,000.00	COMM TENANT IMPROVEMENT
05/07/14	14 20416	29 E MAIN	KILBRIDE, DANIEL	LOHSS CONSTRUCTION INC	79.50	318.34	-	8,000.00	COMM TENANT IMPROVEMENT
05/08/14	14 20278	303 E MAIN	GRAFF, ROBERT F & HELORI M	WALKER CONSTRUCTION	629.75	746.70	-	147,000.00	COMM TENANT IMPROVEMENT
05/08/14	14 20587	3316 W BABCOCK	HELP CENTER INC	BOZEMAN GREEN BUILD	26.75	52.17	-	1,500.00	COMM TENANT IMPROVEMENT
05/12/14	14 20479	0 MSU - RENNE LIBRARY	MONTANA STATE UNIVERSITY	SUMMIT ROOFING INC	1,494.00	971.10	-	461,000.00	COMM TENANT IMPROVEMENT
05/12/14	14 20482	851 BRIDGER	SEOB LLC	BIGGERSTAFF CONSTRUCTION CO	240.25	221.16	4,628	31,400.00	COMM TENANT IMPROVEMENT
05/14/14	14 20560	2825 W MAIN	GALLATIN MALL GROUP LLC	BUFFALO RESTORATION, INC	26.75	76.87	-	4,000.00	COMM TENANT IMPROVEMENT
05/14/14	14 20603	323 W MAIN	POMEROY, DERIK & I-HO	A-1 CONSTRUCTION	42.00	27.30	-	3,000.00	COMM TENANT IMPROVEMENT
05/15/14	13 20035	811 MANDEVILLE	BOZEMAN SELF STORAGE	LANGLAS & ASSOCIATES, INC	988.00	679.25	5,500	276,595.00	COMM TENANT IMPROVEMENT
05/15/14	14 20486	104 E MAIN	Steve Raysich/Transaction Mana	WESTOWER COMMUNICATIONS	374.75	243.59	-	65,000.00	COMM TENANT IMPROVEMENT
05/15/14	14 20546	1630 KENYON	CITY OF BOZEMAN	WESTOWER COMMUNICATIONS	374.75	243.59	-	65,000.00	COMM TENANT IMPROVEMENT
05/15/14	14 20595	0 MSU - LEWIS HALL	MONTANA STATE UNIVERSITY	LUTEY CONSTRUCTION/CRAFTSMAN	335.75	425.60	-	35,000.00	COMM TENANT IMPROVEMENT
05/16/14	14 20158	516 S TRACY	BOZEMAN SCHOOL DISTRICT #7	OSWOOD CONSTRUCTION COMPANY	4,167.75	5,281.59	39,090	1,747,000.00	COMM TENANT IMPROVEMENT
05/19/14	14 20182	901 W MAIN	MRH PARTNERS LLC/DOUG HENZLIK	WALKER CONSTRUCTION	57.00	1,282.79	30,000	318,000.00	COMM TENANT IMPROVEMENT
05/28/14	14 20146	2051 W OAK	HAWKINS GROUP LLC	TETON HERITAGE BUILDERS	423.50	483.94	-	80,000.00	COMM TENANT IMPROVEMENT
05/29/14	14 20714	102 E COLLEGE	BARBARA ARNOLD	KEEGAN'S CUSTOM HOMES, INC	102.00	66.30	-	10,300.00	COMM TENANT IMPROVEMENT
05/29/14	14 20715	110 E COLLEGE	BARBARA ARNOLD	KEEGAN'S CUSTOM HOMES, INC	102.00	66.30	-	10,300.00	COMM TENANT IMPROVEMENT
05/22/14	14 20688	201 E MENDENHALL	BURGARD, STANLEY & LOIS	SICKLER ROOFING SERVICE	147.00	-	-	16,795.00	COMMERCIAL REROOF
05/28/14	14 20726	810 MANDEVILLE	HOFER, TERRANCE M	JEFF CLEMENTS ROOFING	226.00	-	-	29,000.00	COMMERCIAL REROOF
					21,540.30	23,596.53	99,389	8,266,069.00	
05/02/14	14 20524	514 MORROW	ALBERS, LUCAS B	OWNER IS GENERAL	75.00	-	-	2,000.00	DEMOLITION PERMIT
05/06/14	14 20507	2525 N 19TH	DISCOVERY INVESTORS LLC	OWNER IS GENERAL	75.00	-	-	2,000.00	DEMOLITION PERMIT
05/28/14	14 20583	2501 N 19TH	LARRY ARNESON	PRO HAND SERVICES, INC	84.00	-	-	17,500.00	MOVING PERMIT
					234.00	-	-	21,500.00	
05/05/14	13 18827	3705 GALLOWAY	Rockworth Companies	RIMROCK CONSTRUCTION LLC	57.00	-	4,726	4,700.00	FIRE SPRINKLERS / ALARMS
05/05/14	13 18828	3775 GALLOWAY	Rockworth Companies	RIMROCK CONSTRUCTION LLC	57.00	-	10,164	4,900.00	FIRE SPRINKLERS / ALARMS
05/22/14	13 19505	5997 E VALLEY CENTER	BOZEMAN LODGING, LLC	SAND CONSTRUCTION LLC	254.50	-	46,092	34,128.00	FIRE SPRINKLERS / ALARMS
					368.50	-	60,982.00	43,728.00	
05/01/14	14 20338	233 EDELWEISS	PARKS, STEVEN & JUDITH	SIGNS NOW	26.75	17.39	-	554.00	SIGN PERMIT
05/05/14	13 19524	1110 W MAIN	WILLIAM ZOLL	OWNER IS GENERAL	26.75	17.39	-	200.00	SIGN PERMIT
05/08/14	13 18919	714 E MENDENHALL	PISCES PROPERTIES	MEDIA STATION DESIGN WORKS	31.25	20.31	-	750.00	SIGN PERMIT
05/09/14	13 19814	2230 W MAIN	CAPE FRANCE ENTERPRISES	OWNER IS GENERAL	26.75	17.39	-	500.00	SIGN PERMIT
05/12/14	14 20550	25 N WILLSON	SMITH, CALVIN & ALICE K TRUST	SIGNS OF MONTANA	34.25	22.26	-	1,910.00	SIGN PERMIT
05/14/14	12 17896	810 N WALLACE	Bobbi Clem	ANVIL-ART	26.75	17.39	-	500.00	SIGN PERMIT
05/14/14	14 20509	1511 W BABCOCK	HARRIS BROTHERS LP	SIGNS OF MONTANA	57.00	37.05	-	4,875.00	SIGN PERMIT
05/22/14	14 20544	2078 STADIUM	STADIUM CENTER OFFICES	SIGNS NOW	26.75	17.39	-	350.00	SIGN PERMIT
05/29/14	14 20619	411 W MAIN	HUBBARD, GEORGE M INC	MEDIA STATION DESIGN WORKS	26.75	17.39	-	875.00	SIGN PERMIT
					283.00	183.96	-	9,960.00	
05/23/14	14 20487	2772 TEMPEST	J. PAUL GROUP, LLC	J. PAUL GROUP	592.00	708.04	2,631	249,486.00	RES ATTACHED SFD
05/23/14	14 20488	2780 TEMPEST	J. PAUL GROUP, LLC	J. PAUL GROUP	592.00	708.04	2,631	249,486.00	RES ATTACHED SFD
05/27/14	14 20136	2711 HEDGEROW	M & S HOLDINGS	TRIPLE MT CONSTRUCTION	399.00	504.96	2,057	186,038.00	RES ATTACHED SFD
05/27/14	14 20137	2721 HEDGEROW	M & S HOLDINGS	TRIPLE MT CONSTRUCTION	399.00	504.96	2,057	186,038.00	RES ATTACHED SFD
05/28/14	14 20205	2705 HEDGEROW	FIRST TIME HOME BUYERS LLC	KIRCHHOFF CONSTRUCTION	464.00	280.13	2,378	219,116.00	RES ATTACHED SFD
05/28/14	14 20206	2701 HEDGEROW	FIRST TIME HOME BUYERS LLC	KIRCHHOFF CONSTRUCTION	464.00	280.13	2,378	219,116.00	RES ATTACHED SFD

DATE	PERMIT #	ADDRESS	OWNER	CONTRACTOR	PERMIT FEE	PLAN CHECK	SQ FOOT	VALUATION	DESCRIPTION
05/08/14	14 20468	275 EAGLE CREEK	KEN LECLAIR	LECLAIR CONSTRUCTION	964.00	538.41	4,300	402,619.00	RES DUPLEX (2 UNITS)
05/08/14	14 20469	233 EAGLE CREEK	KEN LECLAIR	LECLAIR CONSTRUCTION	976.00	1,087.96	4,352	408,127.00	RES DUPLEX (2 UNITS)
05/08/14	14 20470	207 EAGLE CREEK	KEN LECLAIR	LECLAIR CONSTRUCTION	970.00	1,082.41	4,326	405,373.00	RES DUPLEX (2 UNITS)
05/08/14	14 20472	202 EAGLE CREEK	KEN LECLAIR	LECLAIR CONSTRUCTION	1,121.00	1,222.22	4,974	474,016.00	RES DUPLEX (2 UNITS)
05/08/14	14 20473	224 EAGLE CREEK	KEN LECLAIR	LECLAIR CONSTRUCTION	1,121.00	611.09	4,974	474,016.00	RES DUPLEX (2 UNITS)
05/08/14	14 20474	266 EAGLE CREEK	KEN LECLAIR	LECLAIR CONSTRUCTION	1,121.00	611.09	4,974	474,016.00	RES DUPLEX (2 UNITS)
05/14/14	14 20618	2124 N ROUSE	CELANDER TRAILER COURT	AMERICAN HOME CENTERS LLC	338.25	-	1,178	124,786.00	RES MOBILE / MODULAR HOME IN PARK
05/05/14	14 20312	2082 SOUTHBRIDGE	VELOCITY DEVELOPMENT LLC	BRIDGER PEAK CONST G MEGARGEL	630.00	738.35	3,281	284,101.00	RES SINGLE FAMILY DWELLING
05/05/14	14 20334	3480 TSCHACHE	HOME BASE MONTANA, LLC	SUNRISE HOMES, LLC	643.00	774.77	3,285	305,809.00	RES SINGLE FAMILY DWELLING
05/08/14	14 20311	393 WATER LILY	NORTON RANCH HOMES LLC	NORTON RANCH HOMES, LLC	371.00	498.54	1,904	175,251.00	RES SINGLE FAMILY DWELLING
05/08/14	14 20315	4213 BRENDEN	CHASE-SKOGEN HOMES INC	CHASE-SKOGEN HOMES, INC	380.00	477.63	1,952	177,691.00	RES SINGLE FAMILY DWELLING
05/08/14	14 20324	4855 LOYAL	COOPER BUILDERS LLC	COOPER BUILDERS LLC	620.00	748.60	3,197	289,150.00	RES SINGLE FAMILY DWELLING
05/08/14	14 20374	891 COTTAGE PARK	COTTAGE PARTNERS	HIDDEN RIDGE CONSTRUCTION LLC	452.00	568.67	2,279	222,906.00	RES SINGLE FAMILY DWELLING
05/08/14	14 20376	895 COTTAGE PARK	COTTAGE PARTNERS	HIDDEN RIDGE CONSTRUCTION LLC	452.00	568.67	2,279	222,906.00	RES SINGLE FAMILY DWELLING
05/08/14	14 20378	3598 ANNIE	COTTAGE PARTNERS	HIDDEN RIDGE CONSTRUCTION LLC	419.75	482.26	1,990	192,160.00	RES SINGLE FAMILY DWELLING
05/09/14	14 20435	4225 TOOLE	ZICKOVICH, JULIANNE MARIE	OWNER IS GENERAL	445.75	601.88	1,800	190,674.00	RES SINGLE FAMILY DWELLING
05/13/14	13 19212	1445 MAE	WES JARDSTROM	WES JARDSTROM HOMES INC	478.00	442.58	2,054	198,543.00	RES SINGLE FAMILY DWELLING
05/13/14	13 19213	1429 MAE	WES JARDSTROM	WES JARDSTROM HOMES INC	478.00	221.29	2,054	171,307.00	RES SINGLE FAMILY DWELLING
05/13/14	13 19214	1437 MAE	WES JARDSTRM	WES JARDSTROM HOMES INC	478.00	221.29	2,054	171,307.00	RES SINGLE FAMILY DWELLING
05/13/14	13 19215	1413 MAE	WES JARDSTROM	WES JARDSTROM HOMES INC	478.00	221.29	2,054	198,543.00	RES SINGLE FAMILY DWELLING
05/15/14	14 20316	1762 MIDFIELD	NEIL, ERIN & JAKE	E G CONSTRUCTION LLC	932.00	1,169.91	4,774	442,717.00	RES SINGLE FAMILY DWELLING
05/16/14	14 20419	3487 S 29TH	MCGOUGH CONSTRUCTION INC	MCGOUGH CONSTRUCTION INC	692.00	810.38	3,132	277,835.00	RES SINGLE FAMILY DWELLING
05/16/14	14 20428	2464 N FERGUSON	PRESTER, MICHAEL V & JORDAN M	MVP MASONRY	690.00	852.40	3,074	288,151.00	RES SINGLE FAMILY DWELLING
05/19/14	14 20423	2156 RIATA	ST CUSTOM HOMES LLC	RIATA CUSTOM HOMES LLC	838.00	960.18	3,755	344,688.00	RES SINGLE FAMILY DWELLING
05/20/14	14 20434	3841 GALLOWAY	ROI LLC	ROI LLC	425.00	393.51	1,918	169,661.00	RES SINGLE FAMILY DWELLING
05/20/14	14 20437	1136 AGATE	MT. VIEW HOMES INC	AARON MILLS CONSTRUCTION	656.00	738.04	2,915	275,670.00	RES SINGLE FAMILY DWELLING
05/20/14	14 20481	3462 TSCHACHE	HOME BASE MONTANA	HOME BASE MONTANA	736.00	865.74	3,285	305,809.00	RES SINGLE FAMILY DWELLING
05/20/14	14 20504	1158 AGATE	MT. VIEW HOMES INC	AARON MILLS CONSTRUCTION	493.00	591.99	2,216	201,625.00	RES SINGLE FAMILY DWELLING
05/21/14	14 20412	348 STAFFORD	THOMPSON, DANIELLE	ASCENT HOME BUILDERS INC	736.75	973.69	3,180	292,174.00	RES SINGLE FAMILY DWELLING
05/21/14	14 20455	3217 HIDDEN SPRINGS	WENGER, ROSS E & REBECCA PAPE	STEVENSON CUSTOM HOMES, LLC	826.00	1,007.57	3,720	335,891.00	RES SINGLE FAMILY DWELLING
05/23/14	14 20368	2663 GOLDEN SUN	MCINTOSH CONSTRUCTION	MCINTOSH CONSTRUCTION	688.00	792.05	3,531	323,472.00	RES SINGLE FAMILY DWELLING
05/27/14	14 20347	905 JOSEPHINE	BOZEMAN DEACONESS REAL ESTATE	CHASE-SKOGEN HOMES, INC	444.00	546.63	2,274	209,752.00	RES SINGLE FAMILY DWELLING
05/27/14	14 20693	434 MATHEW BIRD	SAYER, JOSEPH	SMC, LLC	991.00	98.54	4,470	401,392.00	RES SINGLE FAMILY DWELLING
05/09/14	14 20436	4225 TOOLE	ZICKOVICH, JULIANNE MARIE	OWNER IS GENERAL	211.00	311.39	1,000	72,880.00	RES ACCESSORY DWELLING UNIT
					25,205.50	24,817.28	116,637	10,814,298.00	
05/21/14	14 20531	1136 MEAGHER	RISING, RACHEL JM & DUSTIN	OWNER IS GENERAL	302.00	245.86	583	45,000.00	RES ADDITION
05/02/14	14 20441	2008 S TRACY	SCHWAMMLEIN PROPERTIES LLC	OWNER IS GENERAL	72.00	125.61	-	7,000.00	RES ALTERATION
05/07/14	14 20514	304 E KOCH	FEHER, PAOLA & GEORGE	SOVULEWSKI CONSTRUCTION	192.00	169.32	413	22,500.00	RES ALTERATION
05/09/14	14 20234	541 E MENDENHALL	CAMERON, KRISTINE L & DAVID P	DPC MANAGEMENT	117.00	333.46	379	12,500.00	RES ALTERATION
05/12/14	14 20554	2610 SPRING CREEK	IDZERDA, YVES URLICH & SHEILA	ROCKY MOUNTAIN WOODWRIGHT INC	94.50	115.87	-	15,000.00	RES ALTERATION
05/13/14	14 20445	402 W KOCH	MARTIN, BRIAN G &	OWNER IS GENERAL	230.75	172.25	600	30,000.00	RES ALTERATION
05/14/14	14 20623	506 W BABCOCK	INSULA LLC	INSULA LLC	42.00	91.65	-	2,500.00	RES ALTERATION
05/15/14	14 20568	616 S 5TH	SKIDMORE, MARK L	BOZEMAN BUILDERS INC	94.50	78.82	-	10,000.00	RES ALTERATION
05/15/14	14 20585	4216 TILTON	MCCLURE, JANET	LONE WOLF PROPERTY SERVICES	26.75	17.39	-	1,250.00	RES ALTERATION
05/19/14	14 20196	108 VILLAGE DOWNTOWN	GILLETTE, CHRISTOPHER & EDITH	LANGLAS & ASSOCIATES, INC	169.50	154.70	-	20,000.00	RES ALTERATION
05/20/14	14 20604	607 N WILLSON	ROBERTS, JASON A & BAILEY B	OWNER IS GENERAL	117.00	76.05	-	12,500.00	RES ALTERATION
05/20/14	14 20609	320 S 6TH	BRENNAN, SCOTT & ANGELA	JESPERSON CONSTRUCTION INC	154.50	150.00	-	18,000.00	RES ALTERATION
05/21/14	14 20635	1105 S GRAND	KRIEGER, JAN & KAREN D	BIG BEAR CONTRACTING LLC	79.50	69.07	-	8,100.00	RES ALTERATION
05/22/14	14 20443	1914 SPRING CREEK	BARR, JOSHUA A & CHERIE L	OWNER IS GENERAL	169.50	149.83	403	20,000.00	RES ALTERATION
05/22/14	14 20562	413 N IDA	STILLWELL, CYNTHIA J	MONTANA CONSTRUCTION WORKS	49.50	32.18	-	4,000.00	RES ALTERATION
05/23/14	14 20530	1209 S 3RD	PRIEM, CARA L 62%	OWNER IS GENERAL	211.75	254.48	2,700	25,253.00	RES ALTERATION
05/23/14	14 20657	307 S 8TH	MITTELSTADT, ERIC & JANE	MONTANA CONSTRUCTION WORKS	42.00	62.08	-	3,000.00	RES ALTERATION
05/28/14	14 20571	4243 W BABCOCK	CLEM, WILLIAM E & BOBBI A	OWNER IS GENERAL	42.00	44.69	-	3,000.00	RES ALTERATION
05/29/14	14 20534	202 DONNA	BECKER, ANDREW E & KATIE C	ABK CONTRACTING	273.50	274.32	630	39,000.00	RES ALTERATION
05/02/14	14 20549	1151 N PINECREST	TIM HIGGINS	SICKLER ROOFING SERVICE	109.50	-	-	11,645.00	RESIDENTIAL REROOF
05/05/14	14 20556	1145 S SPRUCE	MILLER, ZACH & AMANDA	SHEDHORN CONSTRUCTION	49.50	-	-	3,640.00	RESIDENTIAL REROOF
05/06/14	14 20565	2777 HAMILTON	PRICKETT SR, JEFF & STACY	PIONEER ROOFING LLC	221.25	-	-	28,000.00	RESIDENTIAL REROOF
05/08/14	14 20596	1014 S TRACY	NEAL, ANGELA L	OWNER IS GENERAL	169.50	-	-	20,000.00	RESIDENTIAL REROOF
05/12/14	14 20607	513 S TRACY	SCHIRMER, SUSAN & PAUL	MERIDIAN ROOFING SERVICES, INC	49.50	-	-	4,000.00	RESIDENTIAL REROOF
05/14/14	14 20624	318 S TRACY	TOTTEN, CHARLES & ALISON	MCLANE CONSTRUCTION	94.50	-	-	10,000.00	RESIDENTIAL REROOF
05/14/14	14 20626	992 PIN	GORDON, JOSEPH & CHRISTINA	ALL SEASONS ROOFING OF BOZEMAN	94.50	-	-	9,180.00	RESIDENTIAL REROOF

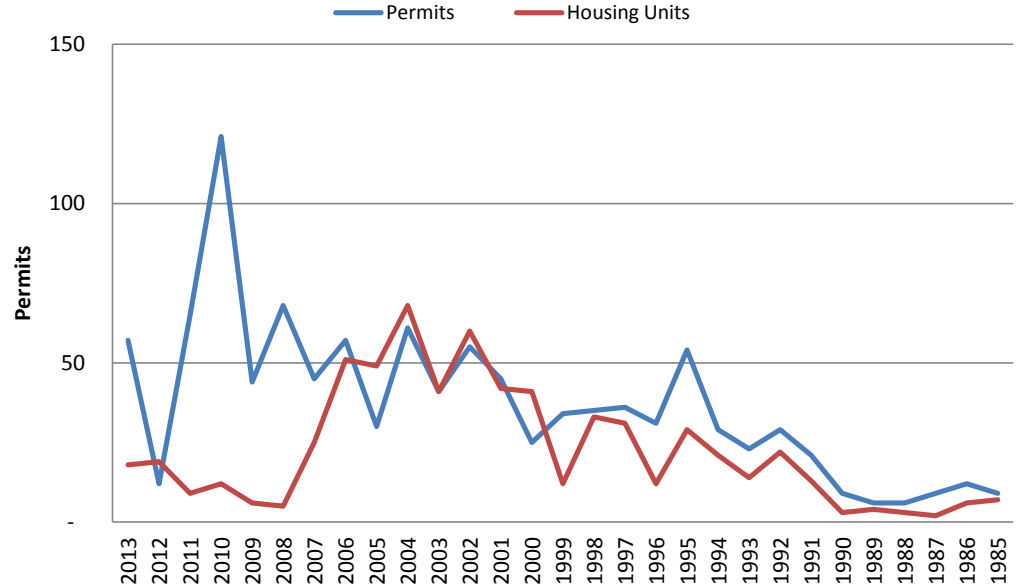
<u>DATE</u>	<u>PERMIT #</u>			<u>ADDRESS</u>	<u>OWNER</u>	<u>CONTRACTOR</u>	<u>PERMIT FEE</u>	<u>PLAN CHECK</u>	<u>SQ FOOT</u>	<u>VALUATION</u>	<u>DESCRIPTION</u>
05/20/14	14	20646	243 N	FERGUSON	EBBIGHAUSEN HOMES	NEHLS CONSTRUCTION INC	240.25	-	-	31,963.00	RESIDENTIAL REROOF
05/20/14	14	20651	607 S	7TH	PASCAL & BETSY BEAUVAIS	ADAM JURICK	64.50	-	-	5,200.00	RESIDENTIAL REROOF
05/27/14	14	20709	427 N	6TH	CATRON CREEK LLC	DLR CONSTRUCTION	64.50	-	-	6,000.00	RESIDENTIAL REROOF
May 2014: 122 Permits; 40 New Housing Units; \$19,583,786 .00 Valuation							3,637.75	2,617.63	5,708	428,231.00	
May 2013: 127 Permits; 49 New Housing Units; \$17,112,970.00 Valuation							51,269.05	51,215.40	282,716	19,583,786.00	

Month of May

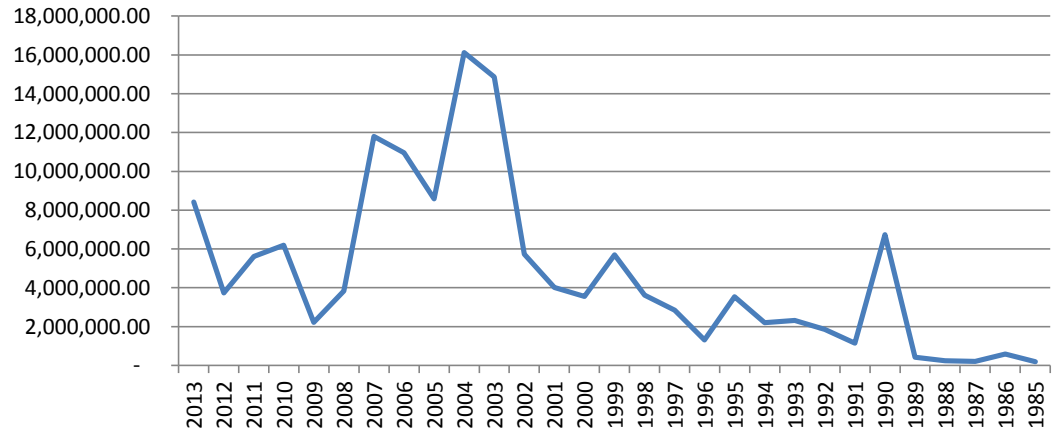
THIRTY YEAR BUILDING PERMIT COMPARISON

Year	May-14 Permits	Housing Units	Valuation	YTD Permits	YTD Units
2014	122	40	19,583,786.00	225	325
2013	57	18	8,413,544.00	477	241
2012	12	19	3,733,388.00	420	223
2011	65	9	5,611,023.00	1783	189
2010	121	12	6,195,067.00	3072	206
2009	44	6	2,218,610.00	1274	180
2008	68	5	3,831,004.00	1044	249
2007	45	25	11,802,228.00	900	758
2006	57	51	10,962,014.00	832	670
2005	30	49	8,580,985.00	893	954
2004	61	68	16,112,357.00	964	879
2003	41	41	14,860,019.00	853	614
2002	55	60	5,734,666.00	806	526
2001	45	42	4,009,425.00	682	422
2000	25	41	3,554,059.00	629	415
1999	34	12	5,699,393.00	672	546
1998	35	33	3,617,603.00	736	423
1997	36	31	2,843,423.00	787	309
1996	31	12	1,318,553.00	757	454
1995	54	29	3,536,645.00	736	474
1994	29	21	2,210,391.00	493	323
1993	23	14	2,317,422.00	533	339
1992	29	22	1,864,515.00	442	231
1991	21	13	1,151,439.00	340	215
1990	9	3	6,731,478.00	229	106
1989	6	4	417,420.00	166	80
1988	6	3	241,560.00	137	47
1987	9	2	208,800.00	190	48
1986	12	6	592,304.00	236	113
1985	9	7	185,452.00	272	183

Thirty Year Building Permit Comparison



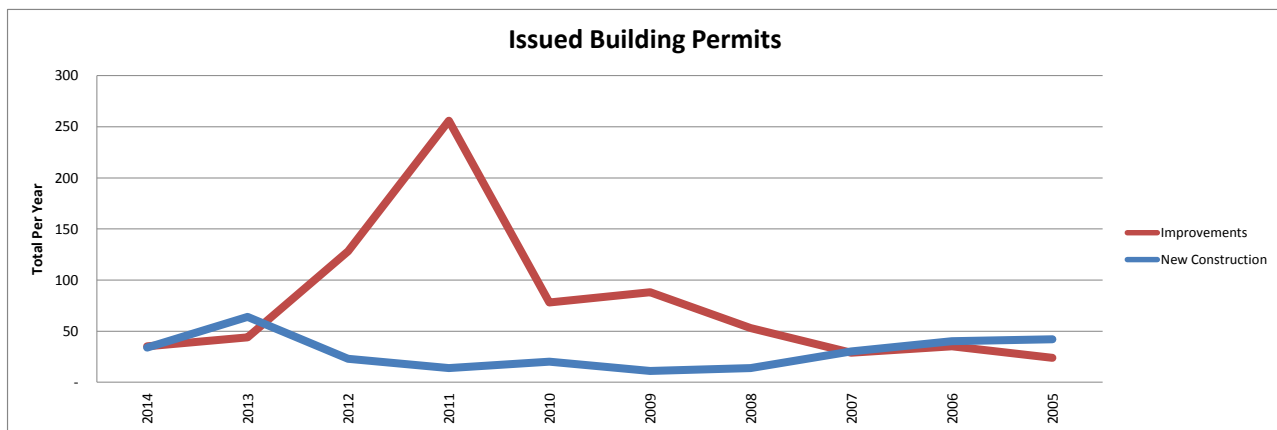
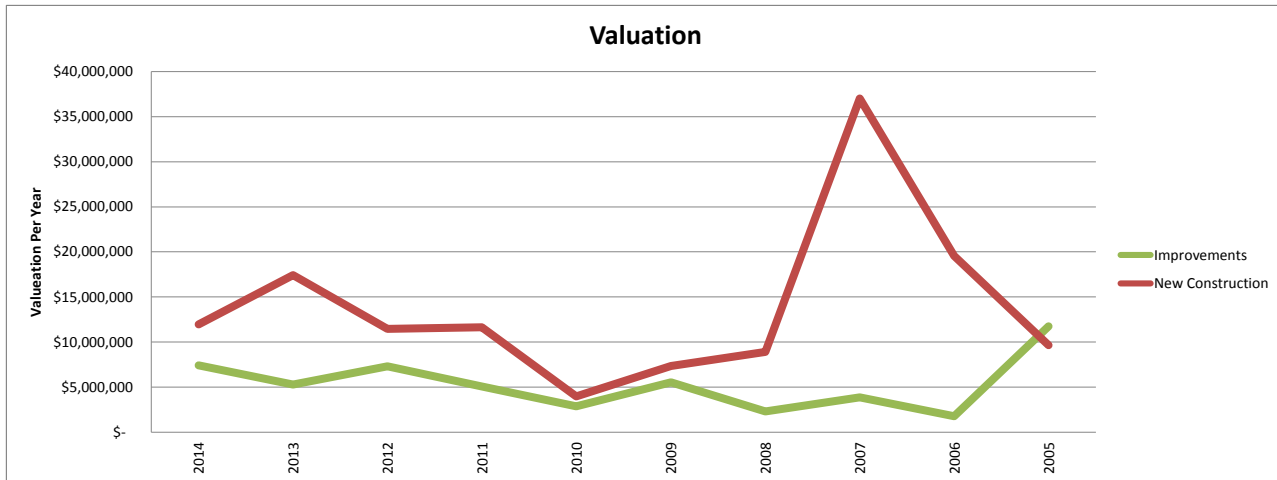
Valuations



**SINGLE MONTH COMPARISON FOR 10 YEAR BUILDING PERMITS
BUILDING DEPARTMENT -- CITY OF BOZEMAN**

	May-14		May-13		May-12		May-11		May-10	
	BP\U	Valuation	BP\U	Valuation	BP\U	Valuation	BP\U	Valuation	BP\U	Valuation
New Construction										
Single Family	28	6,866,851.00	43	10,354,177.00	28	6,920,235.00	22	4,557,904.00	12	2,619,420.00
Multi Family			2	4,459,115.00	3	2,019,970.00			1	653,212.00
Duplex	6	2,638,167.00								
Townhomes	6	1,309,280.00			6	1,004,219.00				
Commercial	4	1,144,304.00	2	2,605,805.00	1	1,516,866.00	4	6,873,529.00	3	697,000.00
Other							1	188,064.00		
SUB-TOTAL	44	11,958,602.00	45	17,419,097.00	38	11,461,290.00	27	11,619,497.00	16	3,969,632.00
Improvements										
Residential	19	298,603.00	34	519,516.00	83	1,994,647.00	225	2,243,253.00	48	391,942.00
Commercial	28	7,121,765.00	30	4,769,437.00	72	4,936,476.00	84	2,673,195.00	34	2,430,380.00
Fire Supression Systems	3	368.50	2	256.50	3	31,200.00	6	151,077.00	1	30,000.00
Other					14	332,524.00	3	12,668.00	3	11,900.00
SUB-TOTAL	50	7,420,736.50	66	5,289,209.50	172	7,294,847.00	318	5,080,193.00	86	2,864,222.00
TOTAL PERMITS	94	19,379,338.50	111	22,708,306.50	109	18,756,137.00	178	16,699,690.00	94	6,833,854.00

	May-09		May-08		May-07		May-06		May-05	
	BP\U	Valuation	BP\U	Valuation	BP\U	Valuation	BP\U	Valuation	BP\U	Valuation
New Construction										
Single Family	1	978,222.00	16	3,977,396.00	19	3,787,436.00	29	5,959,630.00	30	4,834,243.00
Multi Family	4	2,420,291.00	4	2,431,828.00	10	9,589,412.00	7\40	4,745,419.00	6	2,483,988.00
Duplex			1	181,845.00	6	2,321,110.00			2	588,678.00
Townhomes			5	954,492.00	11	1,817,880.00	8	1,628,829.00	4	612,130.00
Commercial	6	3,954,756.00	3	1,342,258.00	4	19,509,899.00	9	7,222,699.00	3	978,679.00
Other									7	147,353.00
SUB-TOTAL	11	7,353,269.00	29	8,887,819.00	50	37,025,737.00	46	19,556,577.00	52	9,645,071.00
Improvements										
Residential	92	900,061.00	17	553,206.00	25	705,344.00	15	391,422.00	9	518,987.00
Commercial	41	4,520,714.00	13	1,533,738.00	17	2,752,825.00	19	999,694.00	12	1,358,905.00
Fire Supression Systems	3	27,437.00	8	115,322.00	11	322,029.00	4	234,474.00	1	208,500.00
Other	9	91,847.00	16	80,736.00	11	82,576.00	5	131,500.00		
SUB-TOTAL	145	5,540,059.00	54	2,283,002.00	64	3,862,774.00	43	1,757,090.00	22	2,086,392.00
TOTAL PERMITS	94	12,893,328.00	66	11,170,821.00	57	40,888,511.00	91	21,313,667.00	96	11,731,463.00



IMPACT FEES 2014

MONTH	STREET	FIRE	WATER	WW	MONTHLY	YTD
January	99,179.00	10,441.73	57,221.66	35,096.05	201,938.44	201,938.44
February	152,796.06	2,700.55	20,274.51	12,138.69	187,909.81	389,848.25
March	163,597.02	21,217.83	97,098.40	68,335.35	350,248.60	740,096.85
April	162,982.93	10,885.23	91,552.84	53,673.22	319,094.22	1,059,191.07
May	260,755.40	17,062.04	200,702.38	140,299.76	618,819.58	1,678,010.65
June					-	1,678,010.65
July					-	
August					-	
September					-	
October					-	
November					-	
December					-	

BUILDING REVENUE, FISCAL YEAR 2014

MONTH	BUILDING	PLAN REVIEW	ELECTRIC	MECHANICAL/ PLUMBING	Fire Alarm/ Suppression	Penalty/ Other Fees	Monthly	YTD
June, 14							-	
May, 14	53,813.50	72,671.86	7,956.50	27,012.00	368.50	900.50	162,722.86	1,287,533.21
April, 14	44,492.00	117,880.97	6,565.25	11,227.80	432.00	470.25	181,068.27	1,106,464.94
March, 14	36,835.69	51,713.20	3,250.65	8,913.50	958.00	316.50	101,987.54	925,396.67
February, 14	12,100.81	50,468.97	8,844.50	9,431.75	602.50	638.50	82,087.03	823,409.13
January, 13	37,804.65	17,028.08	5,342.25	8,679.50	1,526.75	525.00	70,906.23	741,322.10
December, 13	21,248.75	34,230.71	3,982.25	5,247.50	549.00	375.00	65,633.21	670,415.87
November, 13	91,220.22	23,287.38	6,642.25	9,408.50	1,131.00	1,508.75	133,198.10	604,782.66
October, 13	47,153.32	41,326.38	9,018.75	11,164.45	535.50	1,453.50	110,651.90	471,584.56
September, 13	30,578.46	23,115.86	4,167.61	10,226.89	953.25	1,087.50	70,129.57	360,932.66
August, 13	43,719.50	76,734.38	7,969.00	22,744.76	2,455.75	225.00	153,848.39	290,803.09
July, 13	79,060.82	37,101.16	7,336.82	12,161.90	909.50	384.50	136,954.70	136,954.70

Figures are for May-14	Housing Starts			Remodels & Additions (includes fences, garages & reroofs)		
	Permits\Units	Valuation	Sq Footage	Residential	#	Valuation
Single Family	28	6,866,851.00	79,759	Commercial	19	298,603.00
Duplex	6	2,638,167.00	27,900		28	7,121,765.00
Multi-Plex					COMMERCIAL STARTS	
Townhome	6	1,309,280.00	14,132		Bldgs	Valuation
Other						Sq Footage
Total New:	40	\$ 10,814,298.00	121,791	CITY	4	\$ 1,144,304.00