



BUILDING PERMIT REPORT

March 2014/FY 2014

FISCAL YEAR 2014

	Mar-2014		Mar-2014		FYTD as of March 2014		FYTD as of March 2013	
	THIS MONTH - FY2014	VALUATION	THIS MONTH - FY2013	VALUATION	FY TO DATE - FY2014	VALUATION	FY TO DATE - FY2013	VALUATION
NEW CONSTRUCTION	NO	VALUATION	NO	VALUATION	NO.	VALUATION	NO	VALUATION
SINGLE FAMILY	29	5,945,689.00	42	9,807,470.00	261	63,045,527.00	237	58,190,794.00
DUPLEX	2	503,442.00	1	348,603.00	6	1,566,611.00	9	2,817,705.00
MULTI-FAMILY March UNITS - FISCAL TOTAL UNITS -425			4	1,683,471.00	27	37,632,483.00	18	21,129,295.00
MISC (GARAGE, SHED, ADU ETC.)					23	1,650,028.00	14	470,146.00
ASSEMBLY			1	1,552,180.00	-	-	5	4,174,374.00
BUSINESS	1	1,987,272.00	1	3,906,895.00	6	4,552,076.00	2	4,097,020.00
EDUCATIONAL					-	-	2	11,424,120.00
FACTORY					-	-		
HAZARDOUS					1	855,486.00		
INSTITUTIONAL					1	7,739,564.00		
MERCHANTILE	1	622,144.00			1	855,486.00	1	1,151,150.00
MOTEL/HOTEL	1	8,867,603.00			1	5,914,986.00	2	9,376,380.00
STORAGE					3	665,770.00	1	319,909.00
TOTAL	34	17,926,150.00	49	17,298,619.00	299	118,532,328.00	282	113,150,893.00
ADDITION/REMODEL	NO.	VALUATION	NO.	VALUATION	NO.	VALUATION	NO.	VALUATION
RESIDENTIAL	13	214,435.00	21	622,534.00	246	3,336,938.00	323	4,607,956.00
COMMERCIAL	10	618,999.00	25	927,770.00	157	11,406,437.00	242	14,371,510.00
TOTAL	23	833,434.00	46	1,550,304.00	403	14,743,375.00	282	18,979,466.00
CONSTRUCTION VALUE								
REVENUE	NO	AMOUNT	NO	AMOUNT	NO	AMOUNT	NO	AMOUNT
BUILDING	75	36,835.69	93	49,599.75	892	105,102.50	883	354,348.00
PLAN CHECK	314	51,713.20	110	53,270.28	1,920	379,849.37	635	354,248.00
ELECTRICAL	44	3,250.65	77	5,083.26	635	56,554.08	612	61,361.00
PLUMBING/MECHANICAL	83	8,913.50	106	8,633.25	1,055	96,407.86	816	72,911.00
FIRE ALARM /SPRINKLER SYSTEM	11	958.00	1	49.50	75	9,096.25	69	6,827.00
DEMOLITION	2	150.00	3	225.00	28	2,025.00	29	2,175.00
CODE ENFORCEMENT					2	150.00	4	1,049.00
SIGNS PERMITS	5	201.75			78	3,757.00		
PENALTIES	4	316.50	8	806.00	18	1,705.00	38	4,157.00
EXTENSION FEES	11	950.00	1	75.00	43	2,398.00	21	1,700.00
INSPECTION FEES	1	75.00	2	200.00	12	1,350.65	17	1,638.00
MISC REVENUE	1	1,042.50	4	85.00	2	1,126.50	60	544.00
TOTAL	551	104,406.79	405	118,027.04	4,209	556,214.42	3,184	860,958.00

Mr Chris Kukulski
 City Manager
 PO Box 1230
 Bozeman MT 59771

Dear Mr Kukulski:

The following report is submitted to show the permits issued and fees charged for the month of **March 2014**. The list of building, plumbing and electrical permits are attached in addition to the monthly and yearly summary of housing and commercial building activity.

	2014		2013	
	No.	Fee	No.	Fee
Electrical Permits	44	3,250.65	77	5,083.26
Plumbing/Mechanical Permits	83	8,913.50	106	8,633.25
Moving Permits				
Demolition Permits	2	150.00	3	225.00
Fire Alarm/Suppression Systems	11	958.00	1	49.50
Inspection Fees	1	75.00	2	200.00
Sign Permits	5	201.75		
Code Enforcement				
Penalty Fees	4	316.50	8	806.00
Plan Check Fees	314	51,713.20	110	53,270.28
Building Permits	75	36,835.69	93	49,599.75
SUB-TOTALS:	539	102,414.29	400	117,867.04
Other Bldg Div Rev.	1	1,042.50		
Water Payback Fees				
New Water	33	12,323.73	51	14,079.00
New Sewer	34	714.00	49	1,029.00
Water/Sewer Inspection Fee	34	3,301.00	49	4,900.00
Water Renewal				
Sewer Renewal				
Eng. Maps/Prints/Docs	14	401.50	13	496.75
Floodplain Dev. Permits				
Wastewater Permit				
Degradation Permit	1	118.00	1	110.25
Street Cut Permits	1	50.00	1	50.00
Street/Alley Vacation Fees				
Cash-in-Lieu of Water Rights			1	1,404.00
Other Eng. Misc. Rev.				
Planning Docs/Maps				
Encroachment Permits	1	2,090.88		
Master Plan Amendment				
Subdivision Review Fees				
Improvements Agreement	2	12,378.93	3	1,658.00
Other Planning Div. Rev.	6	100.00	36	2,067.00
Zoning/Comm. Dev. Docs/Maps				
Certificate of Appropriateness COA				
Zone Map/Code Amendments				
Storm Water Permits	1	250.00	8	900.00
Pay-in-lieu of Parks	2	50.00		
Planning & Zoning	45	40,893.15	43	29,428.00
Parade / Public Assembly Permit		675.00		
Annexation Fees				
V & A - Appeals				
V & A - Variances				
Other Zoning/CD Rev/Sign Tag				
Planned Unit Development - PUD				
Street Impact Fees	32	163,597.02	51	246,189.30
Fire Impact Fees	33	21,217.83	50	25,787.00
Water Impact Fees	34	97,098.40	51	151,204.00
WasteWater Impact Fees	33	68,335.35	51	99,242.00
SUB-TOTAL:	307	424,637.29	458	578,544.30
TOTAL RECEIPTS:	846	527,051.58	858	696,411.34

Respectfully submitted,

Bob Risk
 Chief Building Official

March 2014 - BUILDING PERMITS

DATE	PERMIT #	ADDRESS	OWNER	CONTRACTOR	PERMIT FEE	PLAN CHECK	SQ FOOT	VALUATION	DESCRIPTION
03/24/14	13 19764	212 S WALLACE	OLIVE & WALLACE LLC	LANGLAS & ASSOCIATES, INC	117.00	3,755.03	-	1,099,800.00	COMM ADDITION
03/07/14	13 20022	25 E MENDENHALL	G25 HOLDING, LLC (A HOLLORAN)	MARTEL CONSTRUCTION, INC	13,993.00	13,676.83	69,100	8,867,603.00	COMM HOTEL, MOTELS
03/26/14	13 19953	1915 S 19TH	19TH STREET PROPERTIES	DICK ANDERSON CONSTRUCTION,INC	109.50	5,249.12	17,142	1,987,272.00	COMM OFFICES, BANKS, PROF.BLDGS
03/17/14	13 19766	175 N 19TH	MONTANA CVS PHARMACY	CORE STONWORKS INC.	1,772.00	2,205.38	7,381	622,144.00	COMM STORES & CUSTOMER SERVICE
03/05/14	14 20207	111 S GRAND	EMERSON CENTER HOLDINGS LLC	PINNACLE CONSTRUCTION, INC	26.75	34.78	-	2,000.00	COMM TENANT IMPROVEMENT
03/07/14	14 20119	219 N 19TH	TOWN & COUNTRY ASSOCIATES	WESTOWER COMMUNICATIONS	374.75	243.59	-	65,000.00	COMM TENANT IMPROVEMENT
03/10/14	14 20162	2051 W OAK	HAWKINS COMPANIES	ALPENGLow HOMES INC	638.75	1,049.27	4,500	149,799.00	COMM TENANT IMPROVEMENT
03/18/14	14 20151	1216 W LINCOLN	COLOMBO, JOSEPH & JANET	LANGLAS & ASSOCIATES, INC	391.00	560.30	-	70,000.00	COMM TENANT IMPROVEMENT
03/19/14	14 20228	448 E MAIN	DAVE CECICH	ALLEGIANT BUILDING MANAGEMENT	273.50	612.79	-	39,000.00	COMM TENANT IMPROVEMENT
03/19/14	14 20291	717 W COLLEGE	MINI MART INC	POTTER COMMERCIAL WALLS	230.58	290.23	-	30,000.00	COMM TENANT IMPROVEMENT
03/24/14	13 19975	915 W MAIN		WALKER CONSTRUCTION	57.00	665.94	-	100,000.00	COMM TENANT IMPROVEMENT
03/25/14	13 20006	1511 W BABCOCK	HARRIS BROTHERS LP	RENAISSANCE RENOVATIONS LLC	26.75	307.14	-	20,000.00	COMM TENANT IMPROVEMENT
03/27/14	13 19056	346 GALLATIN PARK	HERE 4 PROPERTIES LLC		109.50	647.56	-	140,000.00	COMM TENANT IMPROVEMENT
03/28/14	14 20232	111 S GRAND	EMERSON CENTER HOLDINGS LLC	ERHARDT CONSTRUCTION	49.50	66.96	-	3,200.00	COMM TENANT IMPROVEMENT
					18,169.58	29,364.92	98,123	13,195,818.00	
03/14/14	14 20281	405 S 20TH	JLG BLUE LLC	KLEEN KING OF BOZEMAN, LLC	75.00	-	-	-	DEMOLITION PERMIT
03/17/14	13 19942	519 N BLACK	DELMUE, JASON A	BRANSON CONSTRUCTION	75.00	-	-	1,500.00	DEMOLITION PERMIT
					150.00	-	-	1,500.00	
03/04/14	13 19993	240 E MAIN	AKM 238 LLC		26.75	17.39	-	350.00	SIGN PERMIT
03/05/14	14 20174	676 S FERGUSON	LENNON, LINDA	SCS UNLIMITED INC	26.75	17.39	-	125.00	SIGN PERMIT
03/18/14	14 20254	915 W MAIN		SIGNS OF MONTANA	79.50	51.68	-	7,250.00	SIGN PERMIT
03/19/14	14 20220	12 E MAIN	MASONIC TEMPLE INC	SCS UNLIMITED INC	26.75	17.39	-	120.00	SIGN PERMIT
03/19/14	14 20274	16 N 9TH	WARRAR, P HAROLD & ELLA MAE	SIGNS OF MONTANA	42.00	27.30	-	2,150.00	SIGN PERMIT
					201.75	131.15	-	9,995.00	
03/20/14	14 20317	316 E MAIN	FRATERNAL ORDER OF EAGLES 326	COPPERMINE FIRE SUPPRESSION SY	49.50	-	-	4,000.00	FIRE PROTECTION SYSTEMS PERMIT
03/25/14	13 19851	1915 N ROUSE	OSTERMAN, DAVE	BY DESIGN LLC DBA BURTELL FIRE	49.50	-	-	54,446.00	FIRE PROTECTION SYSTEMS PERMIT
03/13/14	13 19495	210 S COTTONWOOD	HRDC DISTRICT IX	ROTHERHAM CONSTRUCTION, INC	410.50			75,500.00	FIRE PROTECTION SYSTEMS PERMIT
03/18/14	13 19162	740 HAGGERTY	Park West Montana	PARK WEST MONTANA AT SADDLE VI	49.50			18,410.00	FIRE PROTECTION SYSTEMS PERMIT
03/18/14	13 19163	730 HAGGERTY	PARK WEST MONTANA SADDLE	PARK WEST MONTANA AT SADDLE VI	49.50			18,410.00	FIRE PROTECTION SYSTEMS PERMIT
03/18/14	13 19446	780 HAGGERTY	PARK W MT AT SADDLE VIEW LLC	PARK WEST MONTANA AT SADDLE VI	49.50			18,410.00	FIRE PROTECTION SYSTEMS PERMIT
03/18/14	13 19447	750 HAGGERTY	PARK WEST MT SADDLE VIEW	PARK WEST MONTANA AT SADDLE VI	49.50			18,410.00	FIRE PROTECTION SYSTEMS PERMIT
03/18/14	13 19448	776 HAGGERTY	PARK WEST MT SADDLE VIEW LLC	PARK WEST MONTANA AT SADDLE VI	49.50			18,410.00	FIRE PROTECTION SYSTEMS PERMIT
03/18/14	13 19449	784 HAGGERTY	PARK WEST MONTANA	PARK WEST MONTANA AT SADDLE VI	49.50			18,410.00	FIRE PROTECTION SYSTEMS PERMIT
03/18/14	13 19450	790 HAGGERTY	PARK WEST MONTANA	PARK WEST MONTANA AT SADDLE VI	49.50			18,410.00	FIRE PROTECTION SYSTEMS PERMIT
03/21/14	13 19495	210 S COTTONWOOD	HRDC DISTRICT IX	ROTHERHAM CONSTRUCTION, INC	102.00			10,194.00	FIRE PROTECTION SYSTEMS PERMIT
					958.00	-	-	273,010.00	
03/05/14	13 19958	2784 HEDGEROW	M AND S HOLDINGS LLC	TRIPLE MT CONSTRUCTION	399.00	504.96	2,057	186,038.00	RES ATTACHED SFD
03/05/14	13 19959	2792 HEDGEROW	M AND S HOLDINGS LLC	TRIPLE MT CONSTRUCTION	399.00	504.96	2,057	186,038.00	RES ATTACHED SFD
03/17/14	14 20081	968 TWIN LAKES	FIRST TIME HOME BUYERS LLC	KIRCHHOFF CONSTRUCTION	266.00	367.20	1,506	115,107.00	RES ATTACHED SFD
03/17/14	14 20083	974 TWIN LAKES	FIRST TIME HOME BUYERS LLC	KIRCHHOFF CONSTRUCTION	289.00	194.24	1,506	128,266.00	RES ATTACHED SFD
03/17/14	14 20084	1018 TWIN LAKES	FIRST TIME HOME BUYERS LLC	KIRCHHOFF CONSTRUCTION	289.00	388.50	1,506	128,266.00	RES ATTACHED SFD
03/17/14	14 20085	1006 TWIN LAKES	FIRST TIME HOME BUYERS LLC	KIRCHHOFF CONSTRUCTION	289.00	194.24	1,506	128,266.00	RES ATTACHED SFD
03/17/14	14 20086	996 TWIN LAKES	FIRST TIME HOME BUYERS LLC	KIRCHHOFF CONSTRUCTION	289.00	194.24	1,506	128,266.00	RES ATTACHED SFD
03/17/14	14 20087	982 TWIN LAKES	FIRST TIME HOME BUYERS LLC	KIRCHHOFF CONSTRUCTION	289.00	194.24	1,506	128,266.00	RES ATTACHED SFD
03/17/14	14 20090	1046 TWIN LAKES	FIRST TIME HOME BUYERS LLC	KIRCHHOFF CONSTRUCTION	289.00	194.24	1,506	128,266.00	RES ATTACHED SFD
03/17/14	14 20091	1024 TWIN LAKES	FIRST TIME HOME BUYERS LLC	KIRCHHOFF CONSTRUCTION	289.00	194.24	1,506	128,266.00	RES ATTACHED SFD
03/25/14	13 18787	2766 HEDGEROW	SHANE COLLINS CONSTRUCTION INC	SHANE COLLINS CONSTRUCTION INC	454.00	210.18	2,629	246,035.00	RES ATTACHED SFD
03/25/14	13 18789	2778 HEDGEROW	SHANE COLLINS CONSTRUCTION INC	SHANE COLLINS CONSTRUCTION INC	399.00	184.72	2,310	210,855.00	RES ATTACHED SFD
03/03/14	13 19784	888 ADVANCE	VISION DEVELOPMENT	VISION DEVELOPMENT INC	455.00	561.70	2,339	213,596.00	RES SINGLE FAMILY DWELLING
03/03/14	14 20160	1224 CHERRY	SULLIVAN-RUSSETT, LAURA	VON CONSTRUCTION INC	542.00	695.87	2,776	255,988.00	RES SINGLE FAMILY DWELLING
03/10/14	14 20172	1393 KENYON	MILINE, DAVID B & VIRGINIA A	CHASE-SKOGEN HOMES, INC	468.00	561.05	2,398	221,433.00	RES SINGLE FAMILY DWELLING
03/10/14	14 20173	870 JOSEPHINE	PHYLLIS SANGSTER	CHASE-SKOGEN HOMES, INC	466.00	591.37	2,393	218,392.00	RES SINGLE FAMILY DWELLING
03/11/14	13 19705	153 POND LILY	NORTON RANCH HOMES LLC	NORTON RANCH HOMES, LLC	563.00	671.44	2,512	233,707.00	RES SINGLE FAMILY DWELLING
03/11/14	13 19729	288 POND LILY	NORTON RANCH HOMES LLC	NORTON RANCH HOMES, LLC	511.00	299.44	2,291	210,363.00	RES SINGLE FAMILY DWELLING

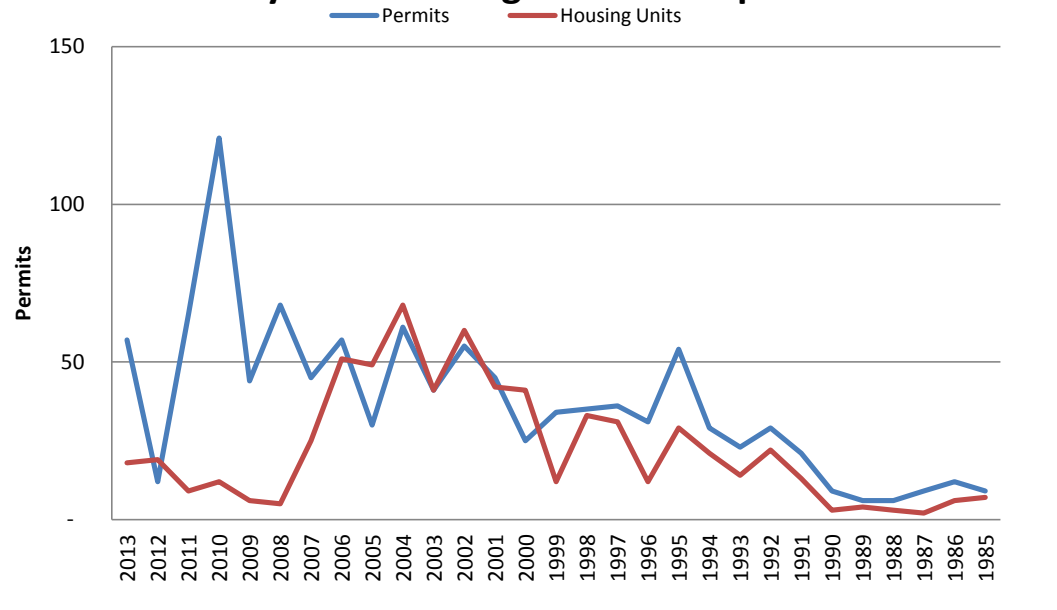
DATE	PERMIT #	ADDRESS			OWNER	CONTRACTOR	PERMIT FEE	PLAN CHECK	SQ FOOT	VALUATION	DESCRIPTION	
03/11/14	13	20020	3815		GALLOWAY	ROI LLC	ROI LLC	489.00	617.55	2,538	222,580.00	RES SINGLE FAMILY DWELLING
03/18/14	14	20069	1668		BUCKRAKE	MAHAR, JOE	ROSET AND ASSOCIATES INC	459.00	550.77	2,357	215,173.00	RES SINGLE FAMILY DWELLING
03/18/14	14	20096	1086		AGATE	MT. VIEW HOMES INC	AARON MILLS CONSTRUCTION	427.00	526.01	-	199,400.00	RES SINGLE FAMILY DWELLING
03/20/14	13	19704	130		POND LILY	NORTON RANCH HOMES LLC	NORTON RANCH HOMES, LLC	527.00	589.35	1,872	166,375.00	RES SINGLE FAMILY DWELLING
03/20/14	14	20168	4532		DRAFT HORSE	KUJAWA, GREGORY & MARGARET	RASMUSSEN CONSTRUCTION INC	1,062.00	1,442.37	5,404	513,484.00	RES SINGLE FAMILY DWELLING
03/24/14	14	20190	840		JARDINE	JBE LLC	FORTIN CONSTRUCTION LLC	524.00	625.58	2,668	252,083.00	RES SINGLE FAMILY DWELLING
03/25/14	14	20191	868		JARDINE	JBE LLC	FORTIN CONSTRUCTION LLC	524.00	312.78	2,668	252,083.00	RES SINGLE FAMILY DWELLING
03/26/14	14	20171	1017		FORESTGLEN	DAVIS, LAKE	DAVIS DEVELOPMENT LLC	574.00	348.10	2,979	263,214.00	RES SINGLE FAMILY DWELLING
03/27/14	14	20150	4206		TOOLE	STEWART ENTERPRISES INC	STEWART ENTERPRISES INC	490.00	628.23	2,500	233,427.00	RES SINGLE FAMILY DWELLING
03/28/14	14	20189	822		JARDINE	JBE LLC	FORTIN CONSTRUCTION LLC	524.00	625.58	2,668	252,083.00	RES SINGLE FAMILY DWELLING
03/28/14	14	20197	3827		GALLOWAY	ROI LLC	ROI LLC	390.00	521.00	2,016	180,373.00	RES SINGLE FAMILY DWELLING
03/17/14	14	20175	2780		FEN	ANDERSON, VAUGHN	VAUGHN ANDERSON	1,038.00	1,194.11	5,278	503,442.00	RES DUPLEX (2 UNITS)
								13,973.00	14,688.26	68,758	6,449,131.00	
03/04/14	14	20221	1116	W	CURTISS	MCCAFFREY, MAGNUS & REBECCA	BLUE MOOSE BUILDERS	57.00	54.44	-	4,300.00	RES ALTERATION
03/10/14	14	20161	1624	S	ROUSE	KELLEY, CHRISTOPHER	ESSENTIAL POINT CONSTRUCTION	46.94	54.44	-	5,000.00	RES ALTERATION
03/14/14	14	20270	907		ASTER	PALLACH, THOMAS & KATHY	REES CONSTRUCTION LLC	57.00	71.83	-	5,000.00	RES ALTERATION
03/17/14	14	20208	2412		SPRING CREEK	ROSSON, JOSEPH S & ELIZABETH G	ALPINE REFLECTIONS INC	358.50	233.03	-	60,000.00	RES ALTERATION
03/18/14	14	20287	1419	S	3RD	MEWS, LINDA	CAVALLINI CONST LLC/CAVACRES I	325.75	439.89	-	50,000.00	RES ALTERATION
03/24/14	14	20199	314	N	BLACK	BELSCHWENDER, PETER & JULIE	ONSITE ENERGY LLC	221.25	162.17	-	27,850.00	RES ALTERATION
03/24/14	14	20320	745		ASTER	HARDEN, RICHARD C & LAURA B	WIZARDS OF WOOD LLC	26.75	52.17	-	800.00	RES ALTERATION
03/25/14	14	20185	607	W	BABCOCK	TALLICHET, MICHEL	LUTEY CONSTRUCTION/CRAFTSMAN	268.75	344.35	-	37,085.00	RES ALTERATION
03/25/14	14	20268	218	S	WILLSON	JOHNSTON, LYNWOOD & MARIANA	MARLIN PROPERTY ASSOCIATES	26.75	17.39	-	1,000.00	RES ALTERATION
03/27/14	14	20325	625	E	MENDENHALL	GERBER, DIANE LORETTA	OWNER IS GENERAL	57.00	37.05	-	5,000.00	RES ALTERATION
03/28/14	14	20327	344		GREENWAY	CAHILL,DANIEL & SHANNON HARKIN	IMAGINETHAT, INC	26.75	17.39	-	600.00	RES ALTERATION
03/14/14	14	20279	732	S	TRACY	HARSTEDT, JONATHAN & AMY	DENALI CONSTRUCTION INC	64.50	-	-	5,800.00	RESIDENTIAL REROOF
03/24/14	14	20322	1079		SPRINGBROOK	KNUTSON, NATHAN & JAYLIN	MERIDIAN ROOFING SERVICES, INC	109.50	-	-	12,000.00	RESIDENTIAL REROOF
March 2014: 75 Permits; 31 New Housing Units; \$20,082,404.00 Valuation								1,093.19	1,067.97	-	152,950.00	
March 2013: 95 Permits; 62 New Housing Units; \$18,848,923.00 Valuation								34,545.52	45,252.30	166,881	20,082,404.00	

Month of March

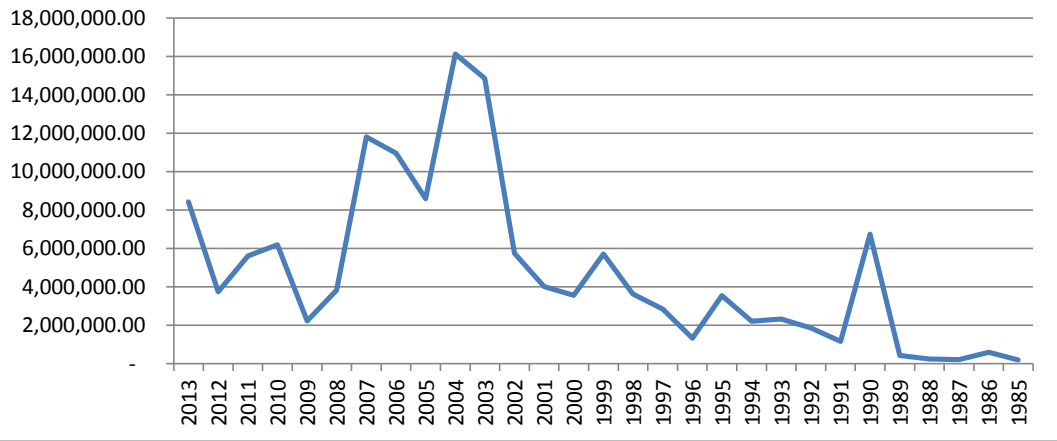
THIRTY YEAR BUILDING PERMIT COMPARISON

	Housing			YTD	YTD
Mar-14	Permits	Units	Valuation	Permits	Units
2014	75	31	20,082,404.00	625	292
2013	57	18	8,413,544.00	477	241
2012	12	19	3,733,388.00	420	223
2011	65	9	5,611,023.00	1783	189
2010	121	12	6,195,067.00	3072	206
2009	44	6	2,218,610.00	1274	180
2008	68	5	3,831,004.00	1044	249
2007	45	25	11,802,228.00	900	758
2006	57	51	10,962,014.00	832	670
2005	30	49	8,580,985.00	893	954
2004	61	68	16,112,357.00	964	879
2003	41	41	14,860,019.00	853	614
2002	55	60	5,734,666.00	806	526
2001	45	42	4,009,425.00	682	422
2000	25	41	3,554,059.00	629	415
1999	34	12	5,699,393.00	672	546
1998	35	33	3,617,603.00	736	423
1997	36	31	2,843,423.00	787	309
1996	31	12	1,318,553.00	757	454
1995	54	29	3,536,645.00	736	474
1994	29	21	2,210,391.00	493	323
1993	23	14	2,317,422.00	533	339
1992	29	22	1,864,515.00	442	231
1991	21	13	1,151,439.00	340	215
1990	9	3	6,731,478.00	229	106
1989	6	4	417,420.00	166	80
1988	6	3	241,560.00	137	47
1987	9	2	208,800.00	190	48
1986	12	6	592,304.00	236	113
1985	9	7	185,452.00	272	183

Thirty Year Building Permit Comparison



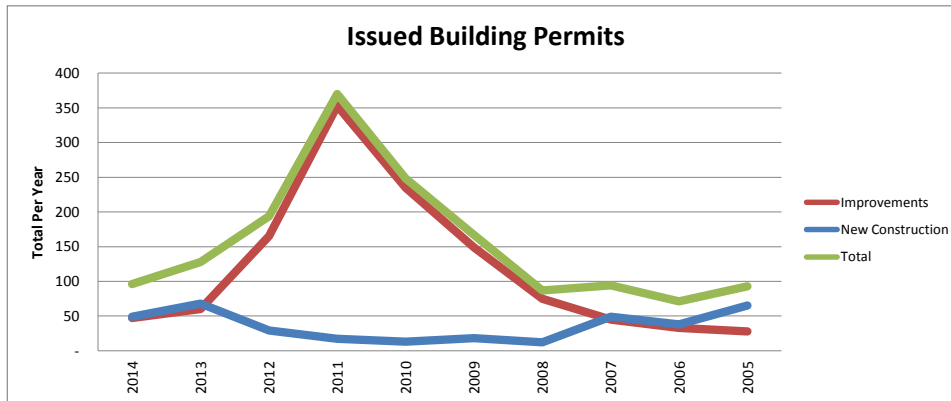
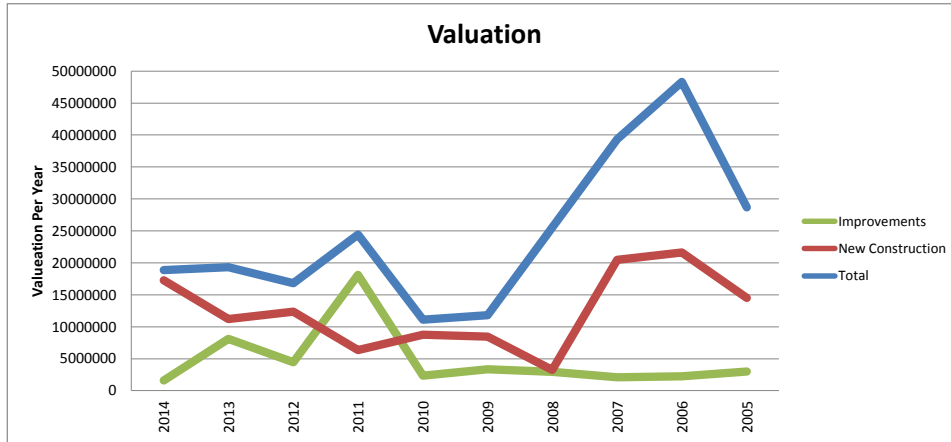
Valuations



**SINGLE MONTH COMPARISON FOR 10 YEAR BUILDING PERMITS
BUILDING DEPARTMENT -- CITY OF BOZEMAN**

	Mar-14	Mar-13	Mar-12	Mar-11	Mar-10
	BP\U	BP\U	BP\U	BP\U	BP\U
	Valuation	Valuation	Valuation	Valuation	Valuation
New Construction					
Single Family	17	34	15	9	20
Multi Family		4			
Duplex	2	1			
Townhomes	12	8	2		4
Commercial	3	2	1	2	2
Other					
SUB-TOTAL	34	49	18	11	26
Valuation	17,926,150.00	17,271,619.00	4,160,654.00	14,403,941.00	6,899,346.00
Improvements					
Residential	13	21	47	127	39
Commercial	11	25	27	36	16
Fire Supression Systems	11	1	4	2	3
Other			13	2	8
SUB-TOTAL	35	47	91	167	66
Valuation	2,206,244.00	1,579,349.00	1,358,331.00	2,970,341.00	1,322,143.00
TOTAL PERMITS	69	96	109	178	94
Valuation	20,132,394.00	18,850,968.00	5,518,985.00	17,374,282.00	8,221,489.00

	Mar-09	Mar-08	Mar-07	Mar-06	Mar-05
	BP\U	BP\U	BP\U	BP\U	BP\U
	Valuation	Valuation	Valuation	Valuation	Valuation
New Construction					
Single Family	3	12	20	39	30
Multi Family		4	1	5	
Duplex		2		13	4
Townhomes		8		12	26
Commercial	2	3	3		2
Other		1			2
SUB-TOTAL	5	30	24	69	60
Valuation	13,805,211.00	9,703,965.00	7,681,562.00	13,508,086.00	11,423,883.00
Improvements					
Residential	42	12	13	13	13
Commercial	39	14	12	14	14
Fire Supression Systems	6	4	5	5	5
Other	2	6	3		
SUB-TOTAL	89	36	33	32	32
Valuation	6,951,726.00	1,852,282.00	1,016,997.00	3,442,270.00	3,442,270.00
TOTAL PERMITS	94	66	57	91	96
Valuation	20,756,937.00	11,556,247.00	8,698,559.00	16,950,356.00	14,866,153.00



IMPACT FEES 2014

MONTH	STREET	FIRE	WATER	WW	MONTHLY	YTD
January	99,179.00	10,441.73	57,221.66	35,096.05	201,938.44	201,938.44
February	152,796.06	2,700.55	20,274.51	12,138.69	187,909.81	389,848.25
March	163,597.02	21,217.83	97,098.40	68,335.35	350,248.60	740,096.85
April					-	
May					-	
June					-	
July					-	
August					-	
September					-	
October					-	
November					-	
December					-	

BUILDING REVENUE, FISCAL YEAR 2014

MONTH	BUILDING	PLAN REVIEW	ELECTRIC	MECHANICAL/ PLUMBING	Fire Alarm/ Suppression	Penalty/ Other Fees	Monthly	YTD
June, 14							-	
May, 14							-	
April, 14							-	
March, 14	36,835.69	51,713.20	3,250.65	8,913.50	958.00	316.50	101,987.54	925,396.67
February, 14	12,100.81	50,468.97	8,844.50	9,431.75	602.50	638.50	82,087.03	823,409.13
January, 13	37,804.65	17,028.08	5,342.25	8,679.50	1,526.75	525.00	70,906.23	741,322.10
December, 13	21,248.75	34,230.71	3,982.25	5,247.50	549.00	375.00	65,633.21	670,415.87
November, 13	91,220.22	23,287.38	6,642.25	9,408.50	1,131.00	1,508.75	133,198.10	604,782.66
October, 13	47,153.32	41,326.38	9,018.75	11,164.45	535.50	1,453.50	110,651.90	471,584.56
September, 13	30,578.46	23,115.86	4,167.61	10,226.89	953.25	1,087.50	70,129.57	360,932.66
August, 13	43,719.50	76,734.38	7,969.00	22,744.76	2,455.75	225.00	153,848.39	290,803.09
July, 13	79,060.82	37,101.16	7,336.82	12,161.90	909.50	384.50	136,954.70	136,954.70

Figures are for March-14	Housing Starts			Remodels & Additions (includes fences, garages & reroofs)			
	Permits\Units	Valuation	Sq Footage	Residential	#	Valuation	
Single Family	17	4,103,754.00	42,379	Commercial	13	214,435.00	
Duplex	2	503,442.00	5,278		11	1,718,799.00	
Multi-Plex					COMMERCIAL STARTS		
Townhome	12	1,841,935.00	21,101		Bldgs	Valuation	Sq Footage
Other				CITY	3	\$ 11,477,019.00	93,623
Total New:	31	\$ 6,449,131.00	68,758				