

City of Bozeman



BUILDING INSPECTION DIVISION

BUILDING PERMIT REPORT

June 2014 / FY 2014

FISCAL YEAR 2014

	Jun-2014		Jun-2013		FYTD as of June 2014		FYTD as of June 2013	
	THIS MONTH - FY2014		THIS MONTH - FY2013		FY TO DATE - FY2014		FY TO DATE - FY2013	
NEW CONSTRUCTION	NO	VALUATION	NO	VALUATION	NO.	VALUATION	NO	VALUATION
SINGLE FAMILY	47	10,932,818.00	41	9,637,313.00	375	82,154,476.00	378	80,862,357.00
DUPLEX	2	581,641.00			14	4,786,419.00	11	3,592,027.00
MULTI-FAMILY JUNE UNITS - 25	2	4,547,594.00	1	1,174,679.00	29	37,632,483.00	20	13,880,432.00
FISCAL TOTAL UNITS - 486						486 UNITS		
MISC (GARAGE, SHED, ADU ETC.)	1	15,773.00	4	424,748.00	28	1,820,850.00	23	893,110.00
ASSEMBLY	1	626,874.00			-	-	7	8,197,588.00
BUSINESS	3	1,994,691.00			9	6,546,767.00	2	4,097,020.00
EDUCATIONAL					-	-	3	11,804,370.00
FACTORY					-	-		
HAZARDOUS	1	1,062,135.00			2	1,917,621.00		
INSTITUTIONAL					1	7,739,564.00		
MERCHANTILE	2				3	855,486.00	3	1,154,150.00
MOTEL/HOTEL					2	6,977,121.00	2	9,376,380.00
STORAGE	1	4,500.00			4	670,270.00	2	341,533.00
TOTAL	60	19,766,026.00	46	11,236,740.00	299	118,532,328.00	451	134,198,967.00
ADDITION/REMODEL	NO.	VALUATION	NO.	VALUATION	NO.	VALUATION	NO.	VALUATION
RESIDENTIAL	33	1,286,031.00	38	726,670.00	279	4,277,719.00	387	5,334,626.00
COMMERCIAL	24	10,597,814.00	21	7,378,283.00	190	19,776,524.00	295	21,749,793.00
TOTAL	57	11,883,845.00	59	8,104,953.00	469	24,054,243.00	623	24,268,419.00
CONSTRUCTION VALUE								
REVENUE	NO	AMOUNT	NO	AMOUNT	NO	AMOUNT	NO	AMOUNT
BUILDING	131	74,342.90	45	28,516.40	1,082	233,258.90	1,218	70,577,218.24
PLAN CHECK	373	57,519.39	119	38,322.67	2,770	510,040.62	1,142	553,391.84
ELECTRICAL	86	14,029.50	90	7,040.75	795	78,540.08	995	94,187.50
PLUMBING/MECHANICAL	113	18,760.00	63	5,761.00	1,345	142,179.86	1,308	118,862.25
FIRE ALARM /SPRINKLER SYSTEM	5	729.50	3	909.50	83	10,194.25	76	8,250.00
DEMOLITION	2	150.00	4	300.00	33	2,409.00	44	3,300.00
CODE ENFORCEMENT	2	150.00			5	375.00	4	1,049.00
SIGNS PERMITS	7	217.50			94	4,257.50		
PENALTIES	7	1,762.70			35	4,368.20	39	4,211.00
EXTENSION FEES	5	375.00	3	225.00	57	3,448.00	32	2,400.00
INSPECTION FEES	1	75.00	1	150.00	15	1,575.65	19	1,863.00
MISC REVENUE	3	71.50	1	154.50	7	1,241.50	64	705.50
TOTAL	735	168,182.99	329	81,379.82	6,321	991,888.56	4,941	71,365,438.33

Mr Chris Kukulski
 City Manager
 PO Box 1230
 Bozeman MT 59771

Dear Mr Kukulski:

The following report is submitted to show the permits issued and fees charged for the month of **June 2014**. The list of building, plumbing and electrical permits are attached in addition to the monthly and yearly summary of housing and commercial building activity.

	2014		2013	
	No.	Fee	No.	Fee
Electrical Permits	86	14,029.50	90	7,040.75
Plumbing/Mechanical Permits	113	18,760.00	130	12,837.00
Moving Permits	1	86.00		
Demolition Permits	2	150.00	4	300.00
Fire Alarm/Supression Systems	5	729.50	3	909.50
Inspection Fees	1	75.00	1	154.50
Sign Permits	7	217.50		
Code Enforcement	2	150.00		
Penalty Fees	7	1,762.70	1	150.00
Plan Check Fees	373	57,519.39	122	38,894.02
Building Permits	131	74,342.90	45	28,516.40
SUB-TOTALS:	728	167,822.49	396	88,802.17

Other Bldg Div Rev.				
Water Payback Fees				
New Water	59	16,828.49	56	14,584.08
New Sewer	52	1,092.00	57	4,002.92
Water/Sewer Inspection Fee	52	5,200.00	40	4,000.00
Water Renewal				
Sewer Renewal				
Eng. Maps/Prints/Docs	12	147.16	4	70.25
Floodplain Dev. Permits				
Wastewater Permit			3	225.00
Degradation Permit	2	777.15	1	711.00
Street Cut Permits	2	100.00	1	50.00
Street/Alley Vacation Fees				
Cash-in-Lieu of Water Rights			1	2,523.52
Other Eng. Misc. Rev.				
Planning Docs/Maps				
Encroachment Permits	8	270.00		
Master Plan Amendment				
Subdivision Review Fees				
Improvements Agreement	1	200.00	2	1,007.95
Other Planning Div. Rev.			2	19,520.00
Zoning/Comm. Dev. Docs/Maps				
Deposits / Rent Chall Gardens	2	100.00	8	250.00
Certificate of Appropriateness COA				
Zone Map/Code Amendments				
Storm Water Permits	3	600.00		
Pay-in-lieu of Parks				
Planning & Zoning	45	31,588.91	48	43,182.40
Parade / Public Assembly Permit				
Annexation Fees				
V & A - Appeals				
V & A - Variances				
Public Service			24	1,270.00
Other Zoning/CD Rev/Sign Tag				
Planned Unit Development - PUD				
Street Impact Fees	44	205,815.12	42	231,825.44
Fire Impact Fees	50	64,534.28	41	21,132.51
Water Impact Fees	54	278,765.70	40	97,632.38
WasteWater Impact Fees	54	210,447.21	40	59,719.12
SUB-TOTAL:	261	792,321.22	410	501,706.57
TOTAL RECEIPTS:	989	960,143.71	806	590,508.74

Respectfully submitted,

Bob Risk
 Chief Building Official

June 2014 - BUILDING PERMITS

DATE	PERMIT #		ADDRESS	OWNER	CONTRACTOR	PERMIT FEE	PLAN CHECK	SQ FOOT	VALUATION	DESCRIPTION
06/23/14	14 20289	5050 S	COTTONWOOD	PARK STREET HOLDINGS LLC	WADSWORTH BUILDERS CO INC	240.25	2,230.65	9,580	1,062,135.00	COMM GAS STATION/CONVIENCE STORE
06/20/14	14 20128	102 N	BROADWAY	PEARSON, LAURENCE E	YELLOWSTONE TRADITIONS, INC	87.00	1,985.41	6,699	776,615.00	COMM OFFICES, BANKS, PROF.BLDGS
06/23/14	13 20016	3779	BAXTER	PULFER, RYAN M	SPRING CORPORATION	800.00	1,356.60	3,808	441,461.00	COMM OFFICES, BANKS, PROF.BLDGS
06/23/14	14 20128	102 N	BROADWAY	PEARSON, LAURENCE E	YELLOWSTONE TRADITIONS, INC	162.00	1,985.41	6,699	776,615.00	COMM OFFICES, BANKS, PROF.BLDGS
06/11/14	13 18705	867 S	29TH	MITCHELL DEVELOPMENT	MITCHELL DEVELOPMENT GROUP	109.50	4,772.42	25,639	1,847,033.00	COMM OTHER SHELTER, NON-HOUSEK.
06/17/14	14 20661	2876 N	27TH	HAMILTON, SANDRA & ROGER	VAQUERO PROPERTIES LLC	4,978.00	5,007.91	-	626,874.00	COMM RESTAURANTS & BARS
06/30/14	14 20920	1750	SACCO	CHRISTIAN CENTER FIRST	OWNER IS GENERAL	57.00	37.05	-	4,500.00	COMM STRUCTURES OTHER THAN BLD
						6,433.75	17,375.45	52,425	5,535,233.00	
06/18/14	14 20805	0	MSU - FIELDHOUSE	MONTANA STATE UNIVERSITY	KRUSE ENTERPRISES INC	378.00	245.70	2,880	65,100.00	COMM ADDITION
06/20/14	14 20361	1401 E	MAIN	WILD, RANDY R	SIEVERT CONSTRUCTION, INC	2,198.00	1,898.81	7,700	735,000.00	COMM ADDITION
06/02/14	14 20309	0	MSU - MILLER HALL	MONTANA STATE UNIVERSITY	SWANK ENTERPRISES	721.25	14,850.00	-	6,900,000.00	COMM TENANT IMPROVEMENT
06/03/14	14 20416	29 E	MAIN	KILBRIDE, DANIEL	LOHSS CONSTRUCTION INC	106.50	318.34	-	8,000.00	COMM TENANT IMPROVEMENT
06/03/14	14 20711	2435	ANNIE	BOZEMAN SCHOOL DISTRICT #7	OWNER IS GENERAL	374.75	260.98	-	64,090.00	COMM TENANT IMPROVEMENT
06/03/14	14 20723	2100	FAIRWAY	WESTRIDGE MEADOWS TECHNICAL	ROCKY MOUNTAIN WOODWRIGHT INC	49.50	32.18	-	3,200.00	COMM TENANT IMPROVEMENT
06/04/14	14 20438	131 E	MAIN	NYGARD FAMILY LLC	SHAHN STEELE CORPORATION	26.75	34.78	-	1,000.00	COMM TENANT IMPROVEMENT
06/04/14	14 20602	2135	CHARLOTTE	BRANON VANCLEEVE	1 SOURCE RETAIL SYSTEMS LLC	325.75	248.79	-	50,000.00	COMM TENANT IMPROVEMENT
06/10/14	13 19094	121 W	MAIN	CGS GROUP LTD JOHN EDWARDS	PARKS BUILDERS INC	49.50	593.94	-	100,000.00	COMM TENANT IMPROVEMENT
06/10/14	14 20454	2505	CATRON	COSTCO WHOLESALE CORP #96	TOWN & COUNTRY ELECTRIC	64.50	59.32	225	5,200.00	COMM TENANT IMPROVEMENT
06/11/14	14 20666	407 W	MAIN	PAB LLC	OWNER IS GENERAL	102.00	66.30	-	10,500.00	COMM TENANT IMPROVEMENT
06/12/14	14 20588	300 N	WILLSON	PAUL VIOLICH, LAURENCE VOSTI	HEMMINGER CONSTRUCTION	368.25	542.75	-	62,146.00	COMM TENANT IMPROVEMENT
06/13/14	13 19094	121 W	MAIN	CGS GROUP LTD JOHN EDWARDS	PARKS BUILDERS INC	139.50	593.94	-	100,000.00	COMM TENANT IMPROVEMENT
06/13/14	14 20660	2047 W	OAK	STONE RIDGE PARTNERS LLC	HILDEBRAND MASTER BUILDERS	292.50	311.04	1,017	42,400.00	COMM TENANT IMPROVEMENT
06/17/14	14 20518	212 S	WALLACE	OLIVE & WALLACE LLC	LANGLAS & ASSOCIATES, INC	721.25	786.83	-	180,000.00	COMM TENANT IMPROVEMENT
06/20/14	14 20553	0	MSU - SUB (STRAND UNIV)	MONTANA STATE UNIVERSITY	LUTEY CONSTRUCTION/CRAFTSMAN	316.25	375.05	1,134	47,900.00	COMM TENANT IMPROVEMENT
06/20/14	14 20825	0	MSU - LEON JOHNSON H	MONTANA STATE UNIVERSITY	WESTOWER COMMUNICATIONS	94.50	61.43	-	10,000.00	COMM TENANT IMPROVEMENT
06/20/14	14 20890	0	MSU	MONTANA STATE UNIVERSITY	MSU FACILITY SERVICES	400.75	-	-	72,293.00	COMM TENANT IMPROVEMENT
06/23/14	13 20017	122 W	MAIN	BANGTAIL PARTNERS LLC	NORTH FORK BUILDERS OF MONTANA	211.75	3,502.54	-	1,700,000.00	COMM TENANT IMPROVEMENT
06/24/14	14 20806	51	EVERGREEN	KACK,JAMES/JOANNE/JEFF/DAVID &	SCHMIT CONSTRUCTION, INC	235.50	170.47	199	31,000.00	COMM TENANT IMPROVEMENT
06/25/14	14 20615	23 W	BABCOCK	MONTANA MOTOR SUPPLY	LANGLAS & ASSOCIATES, INC	946.75	955.18	-	262,000.00	COMM TENANT IMPROVEMENT
06/25/14	14 20799	1003 W	COLLEGE	HENDERSON, THOMAS J &	PRINCE CONTRACTING, INC	26.75	17.39	-	1,500.00	COMM TENANT IMPROVEMENT
06/26/14	14 20695	301 N	15TH	ISLAMIC CENTER OF BOZEMAN INC	PINNACLE CONSTRUCTION, INC	548.75	638.47	3,700	120,000.00	COMM TENANT IMPROVEMENT
06/03/14	14 20760	2504 W	MAIN	Gene Cook Real Estate	QUALITY ROOFING/SHEETMETAL,INC	216.50	-	-	26,485.00	COMMERCIAL REROOF
						8,915.50	26,564.23	16,855	10,597,814.00	
06/02/14	14 20523	131 W	MAIN	WILD WEST LAND & DEVELOP LLC	WALKER CONSTRUCTION	75.00	-	-	10,000.00	DEMOLITION PERMIT
06/24/14	14 20832	508 N	15TH	PURDY, DARYL		75.00	-	-	5,000.00	DEMOLITION PERMIT
						150.00	-	-	15,000.00	
06/02/14	13 19766	175 N	19TH	MONTANA CVS PHARMACY	CORE STONEWORKS INC.	72.00	2,205.38	-	7,000.00	FIRE PROTECTION SYSTEMS PERMIT
06/02/14	13 18832	3745	GALLOWAY	Rockworth Companies	RIMROCK CONSTRUCTION LLC	94.50	4,905.42	-	9,950.00	FIRE PROTECTION SYSTEMS PERMIT
06/11/14	14 20821	332	GALLATIN PARK	HC DEVELOPMENT LLC	SECURITY SOLUTIONS INC	26.75	-	-	1,100.00	FIRE PROTECTION SYSTEMS PERMIT
06/17/14	13 19766	175 N	19TH	MONTANA CVS PHARMACY	CORE STONEWORKS INC.	329.25	2,205.38	-	15,385.00	FIRE PROTECTION SYSTEMS PERMIT
06/18/14	14 20880	3483	FEN	TROUT MEADOWS LLC	PHOENIX FIRE PROTECTION	207.00	-	-	25,000.00	FIRE PROTECTION SYSTEMS PERMIT
						729.50	9,316.18	-	58,435.00	
06/05/14	14 20063	234 E	BABCOCK	KLARE, ARTHUR M & JO ANN	SCS UNLIMITED INC	26.75	17.39	-	225.00	SIGN PERMIT
06/05/14	14 20064	2104	LEA	COLLINS, MARILYN R	SCS UNLIMITED INC	26.75	17.39	-	1,011.00	SIGN PERMIT
06/05/14	14 20702	301 S	19TH	HAPPY HANDS-HAPPY HEARTS INC	OWNER IS GENERAL	26.75	17.39	-	250.00	SIGN PERMIT
06/09/14	13 19940	2075	CHARLOTTE	STONERIDGE PROF PROP LLC	SIGNS HERE	26.75	17.39	-	-	SIGN PERMIT
06/11/14	14 20664	830 W	ARNOLD	BOZEMAN SCHOOL DISTRICT #7	SIGNS OF MONTANA	57.00	37.05	-	4,542.00	SIGN PERMIT
06/25/14	14 20735	676 S	FERGUSON	BRAY, DONALD A & SHEENA	BEARTOOTH SIGN & DESIGN, LLC	26.75	17.39	-	250.00	SIGN PERMIT
06/26/14	14 20114	151	EVERGREEN	MESTER, JOHN & FERENC BENDA	SEETREND MARKETING CO DBA	26.75	17.39	-	145.00	SIGN PERMIT
						217.50	141.39	-	6,198.00	
06/04/14	14 20399	1342	MANZANITA	MURRAY, CRAIG R	FORTIN CONSTRUCTION LLC	414.00	509.10	-	194,405.00	RES ATTACHED SFD
06/04/14	14 20404	1328	MANZANITA	MURRAY, CRAIG R	FORTIN CONSTRUCTION LLC	414.00	254.57	-	194,405.00	RES ATTACHED SFD
06/09/14	14 20398	1214	MANZANITA	MURRAY, CRAIG R	FORTIN CONSTRUCTION LLC	414.00	509.10	-	194,405.00	RES ATTACHED SFD
06/09/14	14 20403	1226	MANZANITA	MURRAY, CRAIG R	FORTIN CONSTRUCTION LLC	414.00	254.57	-	194,405.00	RES ATTACHED SFD

DATE	PERMIT #	ADDRESS		OWNER	CONTRACTOR	PERMIT FEE	PLAN CHECK	SQ FOOT	VALUATION	DESCRIPTION	
06/12/14	14 20597	2294		HOOVER	MURRAY, CRAIG R	FORTIN CONSTRUCTION LLC	499.00	597.56	2,249	202,146.00	RES ATTACHED SFD
06/12/14	14 20598	2272		HOOVER	MURRAY, CRAIG R	FORTIN CONSTRUCTION LLC	390.00	240.99	1,729	164,579.00	RES ATTACHED SFD
06/12/14	14 20599	2286		HOOVER	MURRAY, CRAIG R	FORTIN CONSTRUCTION LLC	390.00	482.01	1,729	164,579.00	RES ATTACHED SFD
06/16/14	14 20589	209	N	9TH	MOORE, DAVID & PATRICIA	CHASE-SKOGEN HOMES, INC	364.00	467.69	1,611	153,203.00	RES ATTACHED SFD
06/16/14	14 20590	211	N	9TH	MOORE, DAVID & PATRICIA	CHASE-SKOGEN HOMES, INC	364.00	467.69	1,611	153,203.00	RES ATTACHED SFD
06/25/14	14 20608	2188		BUCKRAKE	HESTIA LLC	BOULDER CREEK CONSTRUCTION LLC	488.65	517.56	2,212	206,556.00	RES ATTACHED SFD
06/25/14	14 20610	2210		BUCKRAKE	HESTIA LLC	BOULDER CREEK CONSTRUCTION LLC	488.65	517.56	2,212	206,556.00	RES ATTACHED SFD
06/25/14	14 20611	2204		BUCKRAKE	HESTIA LLC	BOULDER CREEK CONSTRUCTION LLC	442.73	249.39	2,212	206,556.00	RES ATTACHED SFD
06/25/14	14 20612	2192		BUCKRAKE	HESTIA LLC	BOULDER CREEK CONSTRUCTION LLC	442.73	258.76	2,212	206,556.00	RES ATTACHED SFD
06/20/14	14 20605	4201		BRENDEN	HUGES, KERRY	ASCENT HOME BUILDERS INC	868.00	1,026.97	3,834	369,781.00	RES DUPLEX (2 UNITS)
06/26/14	13 19694	17	E	ASPEN	SOPER CHARLES V	COOKSTAR PRODUCTIONS	465.00	543.65	2,000	211,860.00	RES DUPLEX (2 UNITS)
06/24/14	14 20837	440	N	GRAND	JOHNSON, LARRY & ROBIN	OWNER IS GENERAL	75.00	86.83	396	15,773.00	RES GARAGES & CARPORTS
06/02/14	14 20342	1718		MIDFIELD	MOORE, BRANDON & KATE	BOZEMAN BUILDING TRADITIONS	508.00	769.20	2,580	246,859.00	RES SINGLE FAMILY DWELLING
06/04/14	14 20346	870		KNOLLS	BOZEMAN DEACONESS REAL ESTATE	CHASE-SKOGEN HOMES, INC	388.00	504.54	1,999	179,563.00	RES SINGLE FAMILY DWELLING
06/05/14	14 20394	4203		TILTON	TIGHT LINES INVESTMENTS LLC	ROSET AND ASSOCIATES INC	481.00	561.38	2,485	223,576.00	RES SINGLE FAMILY DWELLING
06/05/14	14 20418	4227		TILTON	LEE, ROBERT M & MELANIE S	OWNER IS GENERAL	658.00	783.78	2,433	225,603.00	RES SINGLE FAMILY DWELLING
06/05/14	14 20527	3382		MONIDA	LAST BEST PROPERTIES LLC	MOUNTAIN HIGH HOMES INC	870.00	984.95	3,892	359,598.00	RES SINGLE FAMILY DWELLING
06/05/14	14 20533	2455		ARABIAN	ST CUSTOM HOMES LLC	ST CUSTOM HOMES LLC	807.00	931.48	-	325,713.00	RES SINGLE FAMILY DWELLING
06/05/14	14 20581	2180		RIATA	ST CUSTOM HOMES LLC	ST CUSTOM HOMES LLC	929.00	1,088.32	4,158	382,553.00	RES SINGLE FAMILY DWELLING
06/05/14	14 20631	1026		BROOKDALE	WEISS, BRIAN & ANDREA	BRIDGER PEAK CONST G MEGARGEL	803.00	898.52	3,584	333,780.00	RES SINGLE FAMILY DWELLING
06/06/14	14 20519	4508		MCCAFFERTY	TRIMBACH BUILDERS LLC	TRIMBACH BUILDERS LLC	579.00	725.26	2,605	234,569.00	RES SINGLE FAMILY DWELLING
06/09/14	14 20501	1023		MEAGHER	TODD & TRICIA BINFORD &	MLINEK CONSTRUCTION	474.00	618.28	2,126	194,669.00	RES SINGLE FAMILY DWELLING
06/09/14	14 20528	1073		ADVANCE	COOPER BUILDERS LLC	COOPER BUILDERS LLC	440.00	562.43	1,977	178,555.00	RES SINGLE FAMILY DWELLING
06/09/14	14 20629	3366		MONIDA	LAST BEST PROPERTIES LLC	MOUNTAIN HIGH HOMES INC	741.00	1,038.77	-	303,964.00	RES SINGLE FAMILY DWELLING
06/11/14	14 20170	1012		SAXON	DAVIS, LAKE	DAVIS DEVELOPMENT LLC	574.00	696.24	2,979	263,214.00	RES SINGLE FAMILY DWELLING
06/12/14	14 20529	4813		VICTORY	RIVER ROCK INVESTMENTS LLC	MOUNTAIN HIGH HOMES INC	864.00	979.39	3,855	358,587.00	RES SINGLE FAMILY DWELLING
06/16/14	14 20313	3144	S	27TH	MCINTOSH CONSTRUCTION	MCINTOSH CONSTRUCTION	519.00	616.07	2,652	247,745.00	RES SINGLE FAMILY DWELLING
06/16/14	14 20557	530		CHRISTOPHER	HIGHFIVE BOZEMAN II LLC	CADIUS PARTNERS LIMITED	502.00	629.58	2,254	205,650.00	RES SINGLE FAMILY DWELLING
06/16/14	14 20559	536		CHRISTOPHER	HIGHFIVE BOZEMAN II LLC	CADIUS PARTNERS LIMITED	502.00	314.77	2,254	205,650.00	RES SINGLE FAMILY DWELLING
06/16/14	14 20561	540		CHRISTOPHER	HIGHFIVE BOZEMAN II LLC	CADIUS PARTNERS LIMITED	481.00	605.27	2,160	197,147.00	RES SINGLE FAMILY DWELLING
06/17/14	14 20299	1248		MANZANITA	STEAN BUILDERS LLC	UPLAND CONSTRUCTION MGMT LLC	382.00	498.98	1,966	177,787.00	RES SINGLE FAMILY DWELLING
06/17/14	14 20300	1251		CRABAPPLE	STEAN BUILDERS LLC	UPLAND CONSTRUCTION MGMT LLC	382.00	249.47	1,966	177,787.00	RES SINGLE FAMILY DWELLING
06/19/14	13 20024	967		PIN	FIRST TIME HOME BUYERS LLC	KIRCHHOFF CONSTRUCTION	386.00	483.17	1,996	178,651.00	RES SINGLE FAMILY DWELLING
06/20/14	14 20736	1102	S	TRACY	LIEBMANN FLORIST	TIM DEAN CONSTRUCTION, INC	655.00	790.76	2,915	273,356.00	RES SINGLE FAMILY DWELLING
06/20/14	14 20737	1110	S	TRACY	LIEBMANN FLORIST	TIM DEAN CONSTRUCTION, INC	655.00	395.37	2,915	273,356.00	RES SINGLE FAMILY DWELLING
06/20/14	14 20738	1118	S	TRACY	LIEBMANN FLORIST	TIM DEAN CONSTRUCTION, INC	655.00	395.37	2,915	273,356.00	RES SINGLE FAMILY DWELLING
06/20/14	14 20739	1106	S	TRACY	LIEBMANN FLORIST	TIM DEAN CONSTRUCTION, INC	655.00	790.76	2,915	273,356.00	RES SINGLE FAMILY DWELLING
06/20/14	14 20740	1114	S	TRACY	LIEBMANN FLORIST	TIM DEAN CONSTRUCTION, INC	655.00	395.37	2,915	273,356.00	RES SINGLE FAMILY DWELLING
06/24/14	14 20580	816		O'CONNELL	GRAF III, EUGENE	E G CONSTRUCTION LLC	1,260.00	1,488.24	5,623	524,983.00	RES SINGLE FAMILY DWELLING
06/24/14	14 20708	2421		THOROUGHbred	VINNY & LIBBY DELGADO	UPLAND CONSTRUCTION MGMT LLC	643.00	919.68	2,914	255,734.00	RES SINGLE FAMILY DWELLING
06/25/14	14 20633	810		JARDINE	POOR, GRANT	BURTON FINISH CARPENTERS	418.00	653.18	1,852	175,360.00	RES SINGLE FAMILY DWELLING
06/26/14	14 20459	3641		LADUKE	VISION DEVELOPMENT	VISION DEVELOPMENT INC	461.00	552.62	2,068	187,864.00	RES SINGLE FAMILY DWELLING
06/26/14	14 20460	3657		LADUKE	VISION DEVELOPMENT	VISION DEVELOPMENT INC	461.00	552.62	2,068	187,864.00	RES SINGLE FAMILY DWELLING
06/26/14	14 20461	3669		LADUKE	VISION DEVELOPMENT	VISION DEVELOPMENT INC	461.00	276.29	2,068	187,864.00	RES SINGLE FAMILY DWELLING
06/26/14	14 20462	3675		LADUKE	VISION DEVELOPMENT	VISION DEVELOPMENT INC	461.00	276.29	2,068	187,864.00	RES SINGLE FAMILY DWELLING
06/26/14	14 20696	2362		LASSO	ASH, BRIAN & LISA M	ASH CONSTRUCTION, INC	542.00	676.36	2,454	215,731.00	RES SINGLE FAMILY DWELLING
06/13/14	14 20485	2119	S	11TH	STADIUM VIEW, LP	GERDING BUILDERS LLC	5,403.00	5,813.03	23,235	2,299,379.00	RES 5+ UNITS
06/18/14	14 20490	2175	S	11TH	STADIUM VIEW, LP	GERDING BUILDERS LLC	5,303.00	5,716.22	22,806	2,248,215.00	RES 5+ UNITS
							37,891.76	41,216.01	155,659	16,077,826.00	
06/03/14	14 20689	516	W	LAMME	MAXWELL, BLAKE	OWNER IS GENERAL	42.00	27.30	-	2,600.00	RES ALTERATION
06/03/14	14 20734	309	S	10TH	GOEHRUNG, JAMES L &	OWNER IS GENERAL	26.75	34.78	-	1,200.00	RES ALTERATION
06/06/14	14 20707	200	S	15TH	MOULTON, MARY	BEAR DESIGN LLC	87.00	73.94	-	9,000.00	RES ALTERATION
06/09/14	14 20767	2185		LOMAS	BEEBE, BRYAN M & ANITA	RENAISSANCE RENOVATIONS LLC	26.75	17.39	-	500.00	RES ALTERATION
06/10/14	14 20705	407	W	DICKERSON	WELCH, H GILBERT & LINA DOSS	GOFF CONSTRUCTION INC	707.50	600.29	-	175,000.00	RES ALTERATION
06/11/14	14 20793	2616		LANGOHR	HOLLOWAY, JEFF & NANCY	OWNER IS GENERAL	57.00	37.05	-	5,000.00	RES ALTERATION
06/13/14	14 20652	2909		DONNA	HENSON, RAMONA L	GUSTAFSON, ERIC	57.00	37.05	-	5,000.00	RES ALTERATION
06/17/14	14 20698	122	N	BOZEMAN	SGAMMA, PHILLIP	OZZ CONSTRUCTION	397.50	327.61	-	71,500.00	RES ALTERATION
06/17/14	14 20704	510	W	STORY	MILLER, MARK E & AMY D STIX	GOFF CONSTRUCTION INC	545.45	480.52	-	119,000.00	RES ALTERATION
06/17/14	14 20754	519	E	BABCOCK	IES PROPERTIES LLC	MONTANA CONSTRUCTION WORKS	109.50	105.96	-	12,000.00	RES ALTERATION

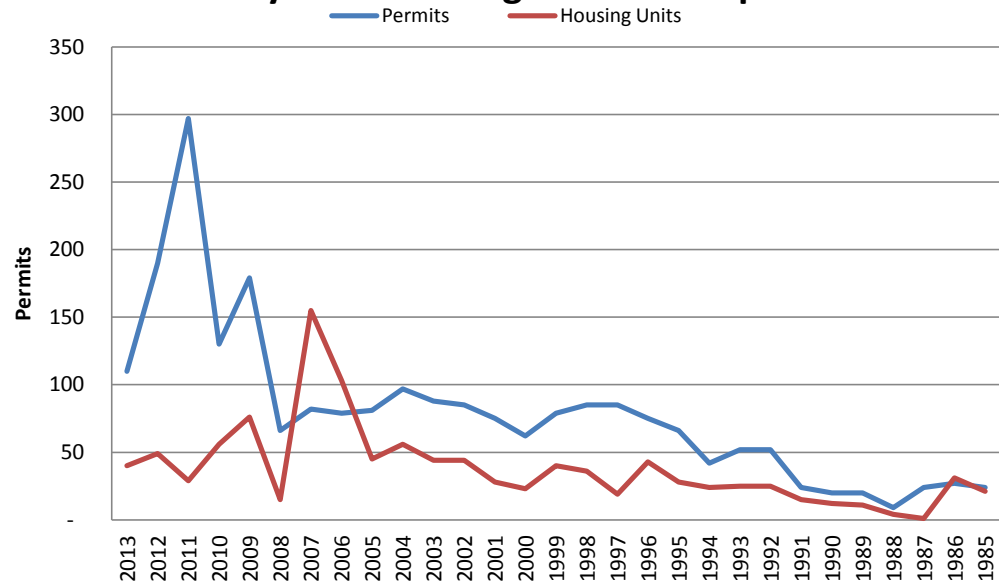
DATE	PERMIT #	ADDRESS	OWNER	CONTRACTOR	PERMIT FEE	PLAN CHECK	SQ FOOT	VALUATION	DESCRIPTION
06/17/14	14 20815	1504 S GRAND	WELDON, JAMES & LOUISE	SHAHN STEELE CORPORATION	64.50	86.45	-	6,000.00	RES ALTERATION
06/17/14	14 20816	475 CONCORD	MITCHELL, JAMES P & MARIE S	SHAHN STEELE CORPORATION	207.00	134.55	-	25,000.00	RES ALTERATION
06/18/14	14 20772	150 VILLAGE CROSSING	BAIRD, F WELDON & CLAUDIA S	LANGLAS & ASSOCIATES, INC	1,923.00	1,651.82	-	625,000.00	RES ALTERATION
06/24/14	14 20826	1544 N HUNTERS	SHCHEMELININ, ANATOLY & ANNA	JEACEC COMPANIES LLC	139.50	90.68	119	16,000.00	RES ALTERATION
06/25/14	14 20908	150 VILLAGE CROSSING	SOKOSKY JR, FRANK & RENEE	GUARDIAN RESTORATION, INC	42.00	-	-	2,771.00	RES ALTERATION
06/25/14	14 20909	150 VILLAGE CROSSING	VILLAGE INVESTMENT GROUP	GUARDIAN RESTORATION, INC	42.00	-	-	2,771.00	RES ALTERATION
06/26/14	14 20841	1112 MOUNTAIN ASH	SCHMITZ, HELEN E & EDWARD J JR	BLUE MOOSE BUILDERS	117.00	76.05	-	12,727.00	RES ALTERATION
06/27/14	14 20854	4452 CASCADE	DOLESH, BRAD & KATHRYN	KEITH FRASER CONSTRUCTION	162.00	122.69	2,925	19,000.00	RES ALTERATION
06/27/14	14 20891	613 S WILLSON	DUFF,GLENN C & DONNA K KNUDSON	BOZEMAN BUILDING TRADITIONS	278.25	180.86	-	40,000.00	RES ALTERATION
06/02/14	14 20746	3001 WESTRIDGE	BUZZAS, ROBERT J &	ROBERT LANGLEY ENTERPRISES	87.00	-	-	8,400.00	RESIDENTIAL REROOF
06/02/14	14 20747	421 S 11TH	MARTINDALE, WILLIAM & LORI	SICKLER ROOFING SERVICE	87.00	-	-	8,500.00	RESIDENTIAL REROOF
06/02/14	14 20750	749 MATHESON	MORGENSTEIN, MARVIN &	YANT ROOFING	199.50	-	-	23,902.00	RESIDENTIAL REROOF
06/02/14	14 20751	1602 W KOCH	BUSTA, CHARLES F & WILLIAM B	YANT ROOFING	57.00	-	-	4,800.00	RESIDENTIAL REROOF
06/02/14	14 20758	503 LEXINGTON	TWIN CABIN LLC	SUPERIOR ROOFING INC	109.50	-	-	12,000.00	RESIDENTIAL REROOF
06/03/14	14 20759	3811 RENOVA	SVENSRUD, TRAVIS & ALEXANDRA	GREATER GALLATIN CONTRACTORS I	79.50	-	-	7,500.00	RESIDENTIAL REROOF
06/04/14	14 20769	10 E FIELDVIEW	NORBY, HOLLY L & MATTHEW J	WILDER CONSTRUCTION	184.50	-	-	21,723.00	RESIDENTIAL REROOF
06/04/14	14 20771	3166 SPRING RIDGE	STALPES, JUSTIN	ALL SEASONS ROOFING OF BOZEMAN	117.00	-	-	12,900.00	RESIDENTIAL REROOF
06/05/14	14 20775	918 S TRACY	SOPER, CHARLES & HEIDI A	MCLANE CONSTRUCTION	79.50	-	-	8,000.00	RESIDENTIAL REROOF
06/13/14	14 20830	405 N CLIFDEN	OLTMAN, DORIS	ROBERT LANGLEY ENTERPRISES	102.00	-	-	10,752.00	RESIDENTIAL REROOF
06/13/14	14 20833	1318 W STORY	VELLINGA, CORY &	SICKLER RESIDENTIAL ROOFING	79.50	-	-	-	RESIDENTIAL REROOF
06/16/14	14 20842	1606 GOLD	MAHURIN, JOSEPH D	FRANKLIN BUILDERS	49.50	-	-	4,000.00	RESIDENTIAL REROOF
06/04/14	14 20645	200 S 15TH	DAVISON, STEPHANIE &	BEAR DESIGN LLC	42.00	27.30	20	3,000.00	WINDOW REPLACEMENT PERMIT
06/11/14	14 20520	516 DELL	KISKO, STEVANNE TRUSTEE	RIVER GATE CONTRACTING	42.00	27.30	-	3,000.00	WINDOW REPLACEMENT PERMIT
June 2014: 155 Permits; 77 New Housing Units; \$ 28,033,819 .00 Valuation					6,347.20	4,139.59	3,064	1,278,546.00	
June 2013: 125 Permits; 41 New Housing Units; \$19,785,020.00 Valuation					54,251.46	81,377.40	175,578	28,033,819.00	

Month of June

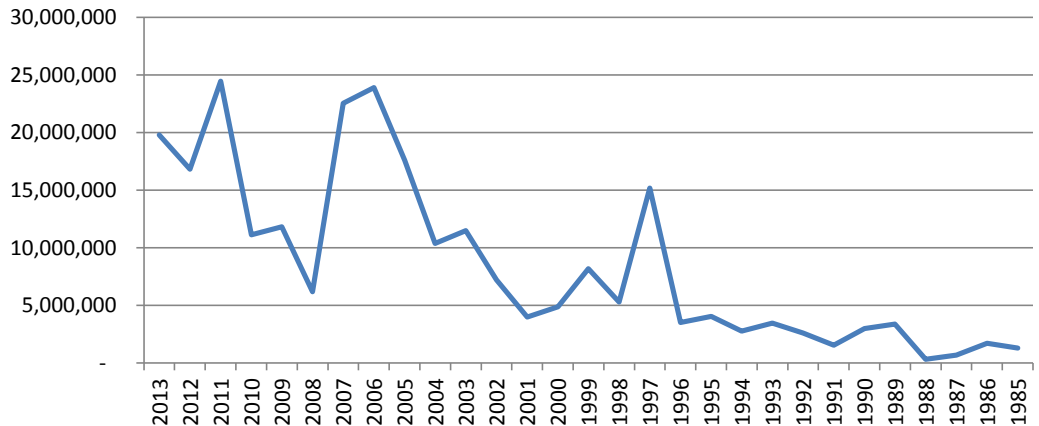
THIRTY YEAR BUILDING PERMIT COMPARISON

Jun-14	Permits	Housing Units	Valuation	YTD Permits	YTD Units
2014	155	77	28,033,819	380	402
2013	110	40	19,785,020	521	149
2012	190	49	16,820,711	411	109
2011	297	29	24,445,084	647	112
2010	130	56	11,119,650	969	60
2009	179	76	11,813,773	396	82
2008	66	15	6,171,918	423	35
2007	82	155	22,543,323	298	139
2006	79	103	23,896,568	364	282
2005	81	45	17,578,203	327	230
2004	97	56	10,374,439	341	343
2003	88	44	11,474,478	305	282
2002	85	44	7,201,609	316	190
2001	75	28	3,982,910	244	127
2000	62	23	4,884,367	222	131
1999	79	40	8,183,634	232	174
1998	85	36	5,296,533	216	121
1997	85	19	15,181,958	280	122
1996	75	43	3,521,773	349	260
1995	66	28	4,041,970	274	217
1994	42	24	2,761,141	264	93
1993	52	25	3,469,043	208	116
1992	52	25	2,600,125	183	120
1991	24	15	1,532,750	165	88
1990	20	12	2,983,290	102	49
1989	20	11	3,371,140	74	40
1988	9	4	329,976	45	19
1987	24	1	672,240	47	15
1986	27	31	1,692,098	58	7
1985	24	21	1,291,224	85	44

Thirty Year Building Permit Comparison



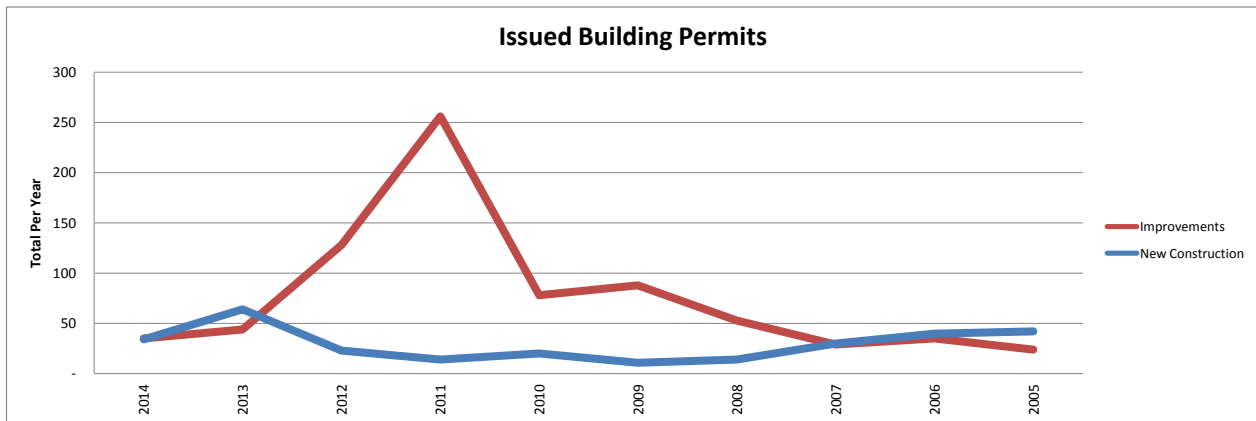
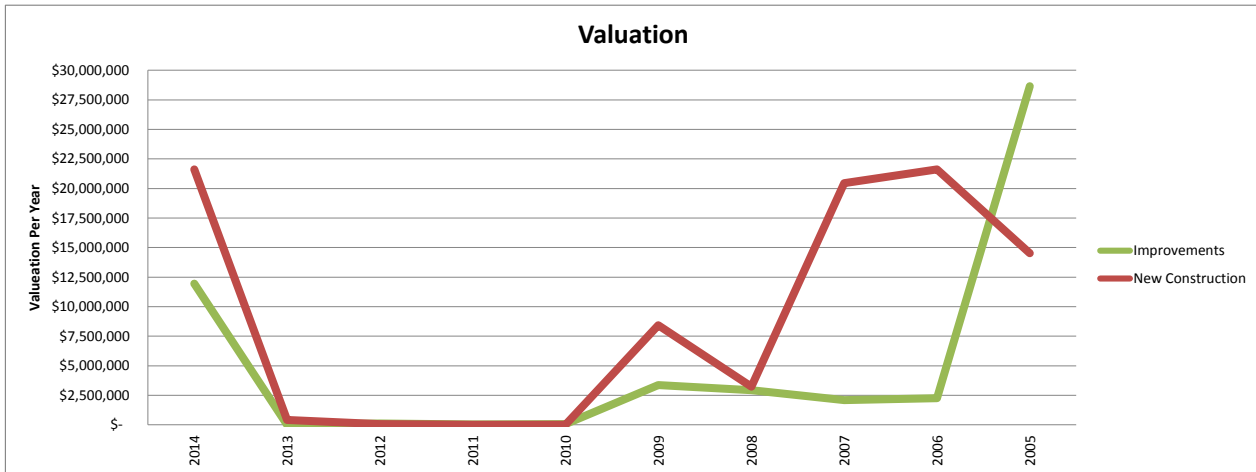
Valuations



**SINGLE MONTH COMPARISON FOR 10 YEAR BUILDING PERMITS
BUILDING DEPARTMENT -- CITY OF BOZEMAN**

	BP\U	Jun-14 Valuation	BP\U	Jun-13 Valuation	BP\U	Jun-12 Valuation	BP\U	Jun-11 Valuation	BP\U	Jun-10 Valuation
New Construction										
Single Family	34	8,491,264.00	41	9,637,313.00	30	8,074,926.00	22	5,315,250.00	20	4,927,343.00
Multi Family	2	4,547,594.00	1	1,174,679.00			1	409,401.00	1	3,735,325.00
Duplex	2	581,641.00			4	1,519,708.00				
Townhomes	13	2,441,554.00			4	1,722,184.00			8	
Commercial	7	5,535,233.00	1		2	955,650.00	1	614,459.00	5	97,834.00
Other	1	15,773.00		424,748.00	1	69,504.00				
SUB-TOTAL	59	21,613,059.00	43	11,236,740.00	41	12,341,972.00	24	6,339,110.00	34	8,760,502.00
Improvements										
Residential	33	1,286,031.00	38	726,670.00	97	1,180,997.00	245	2,492,245.00	66	752,643.00
Commercial	24	10,597,814.00	21	7,378,283.00	34	3,192,599.00	73	15,481,564.00	29	1,473,009.00
Fire Supression Systems	5	58,435.00	3	909.50			5	99,568.00	6	65,996.00
Other					12	105,143.00	6	32,597.00	7	67,500.00
SUB-TOTAL	62	11,942,280.00	62	8,105,862.50	143	4,478,739.00	329	18,105,974.00	108	2,359,148.00
TOTAL PERMITS	121	33,555,339.00	105	19,342,602.50	184	16,820,711.00	353	24,445,084.00	142	11,119,650.00

	BP\U	Jun-09 Valuation	BP\U	Jun-08 Valuation	BP\U	Jun-07 Valuation	BP\U	Jun-06 Valuation	BP\U	Jun-05 Valuation
New Construction										
Single Family	12	2,726,250	7	1,678,566.00	20	5,170,247.00	25	5,394,433.00	21	4,170,881.00
Multi Family	4	4,982,742			6	14,141,557.00	4	8,107,593.00	2	896,760.00
Duplex					2	383,194.00	12	4,329,835.00	5	1,295,653.00
Townhomes	4	730,517	8	1,555,222.00	4	413,792.00			4	1,024,348.00
Commercial					1	292,709.00	4	3,763,691.00	4	7,092,221.00
Other					1	55,872.00	1	25,000.00	1	35,100.00
SUB-TOTAL	20	8,439,509	15	3,233,788.00	34	20,457,371.00	46	21,620,552.00	37	14,514,963.00
Improvements										
Residential	134	1,686,141	20	975,174.00	24	611,253.00	18	423,650.00	13	964,229.00
Commercial	18	1,626,787	16	1,841,971.00	14	1,012,311.00	12	1,596,366.00	26	1,992,141.00
Fire Supression Systems	2	4,550	4	18,285.00	9	447,388.00	3	221,000.00	2	64,870.00
Other	5	56,786	11	102,700.00	2	15,000.00	1	25,000.00	3	4,200.00
SUB-TOTAL	159	3,374,264	51	2,938,130.00	49	2,085,952.00	34	2,266,016.00	44	3,025,440.00
TOTAL PERMITS	179	11,813,773	171	25,514,520.50	267	39,364,034.00	433	48,331,652.00	223	28,660,053.00



IMPACT FEES 2014

MONTH	STREET	FIRE	WATER	WW	MONTHLY	YTD
January	99,179.00	10,441.73	57,221.66	35,096.05	201,938.44	201,938.44
February	152,796.06	2,700.55	20,274.51	12,138.69	187,909.81	389,848.25
March	163,597.02	21,217.83	97,098.40	68,335.35	350,248.60	740,096.85
April	162,982.93	10,885.23	91,552.84	53,673.22	319,094.22	1,059,191.07
May	260,755.40	17,062.04	200,702.38	140,299.76	618,819.58	1,678,010.65
June	205,815.12	64,534.28	278,765.70	210,447.21	759,562.31	2,437,572.96
July					-	
August					-	
September					-	
October					-	
November					-	
December					-	

BUILDING REVENUE, FISCAL YEAR 2014

MONTH	BUILDING	PLAN REVIEW	ELECTRIC	MECHANICAL/ PLUMBING	Fire Alarm/ Suppression	Penalty/ Other Fees	Monthly	YTD
June, 14	74,342.90	57,519.39	14,029.50	18,760.00	2,220.00	2,434.20	169,305.99	1,456,839.20
May, 14	53,813.50	72,671.86	7,956.50	27,012.00	368.50	900.50	162,722.86	1,287,533.21
April, 14	44,492.00	117,880.97	6,565.25	11,227.80	432.00	470.25	181,068.27	1,106,464.94
March, 14	36,835.69	51,713.20	3,250.65	8,913.50	958.00	316.50	101,987.54	925,396.67
February, 14	12,100.81	50,468.97	8,844.50	9,431.75	602.50	638.50	82,087.03	823,409.13
January, 13	37,804.65	17,028.08	5,342.25	8,679.50	1,526.75	525.00	70,906.23	741,322.10
December, 13	21,248.75	34,230.71	3,982.25	5,247.50	549.00	375.00	65,633.21	670,415.87
November, 13	91,220.22	23,287.38	6,642.25	9,408.50	1,131.00	1,508.75	133,198.10	604,782.66
October, 13	47,153.32	41,326.38	9,018.75	11,164.45	535.50	1,453.50	110,651.90	471,584.56
September, 13	30,578.46	23,115.86	4,167.61	10,226.89	953.25	1,087.50	70,129.57	360,932.66
August, 13	43,719.50	76,734.38	7,969.00	22,744.76	2,455.75	225.00	153,848.39	290,803.09
July, 13	79,060.82	37,101.16	7,336.82	12,161.90	909.50	384.50	136,954.70	136,954.70

Figures are for June-14	Housing Starts			Remodels & Additions (includes fences, garages & reroofs)				
	Permits\Units	Valuation	Sq Footage	Residential	#	Valuation		
Single Family	34	8,491,264.00	90,003	Commercial	33	1,286,031.00		
Duplex	2	581,641.00	5,834		24	10,597,814.00		
Multi-Plex	2	4,547,594.00	46,041		COMMERCIAL STARTS			
Townhome	13	2,441,554.00	26,551		Bldgs	Valuation	Sq Footage	
Other	1	15,773.00	396					
Total New:	52	\$ 16,077,826.00	168,825	CITY	7	5,535,233.00	62,795	
Total Fiscal Year:	52	16,077,826.00	168,825	Fiscal Total	7	5,535,233.00	62,795	