

City of Bozeman



BUILDING INSPECTION DIVISION

BUILDING PERMIT REPORT

JULY 2013/FY 2013

FISCAL YEAR 2014

	Jul-2013		Jul-2012		YTD as of July - 2013		YTD as of July - 2012	
	THIS MONTH - FY2013		THIS MONTH - FY2012		YEAR TO DATE - FY2013		YEAR TO DATE - FY2012	
NEW CONSTRUCTION	NO	VALUATION	NO	VALUATION	NO.	VALUATION	NO	VALUATION
SINGLE FAMILY	58	\$ 13,701,037.00	28	\$ 6,361,259.00	58	\$ 13,701,037.00	28	\$ 6,361,259.00
DUPLEX	2	\$ 799,078.00			2	\$ 799,078.00		
MULTI-FAMILY JULY UNITS - 46	5	\$ 5,735,251.00			5	\$ 5,735,251.00		
AUNNUAL TOTAL UNITS								
MISC (GARAGE, SHED, ADU ETC.)	10	\$ 170,263.00			10	\$ 170,263.00		
ASSEMBLY								
BUSINESS								
EDUCATIONAL								
FACTORY								
HAZARDOUS								
INSTITUTIONAL	1	\$ 7,739,564.00			1	\$ 7,739,564.00		
MERCHANTILE	1	\$ 855,486.00	1	\$ 1,151,150.00	1	\$ 855,486.00	1	\$ 1,151,150.00
MOTEL/HOTEL					0	\$ -		
STORAGE	2	\$ 65,770.00			2	\$ 65,770.00		
TOTAL	72	\$ 29,066,449.00	29	\$ 7,512,409.00	72	\$ 29,066,449.00		\$ 7,512,409.00
ADDITION/REMODEL	NO.	VALUATION	NO.	VALUATION	NO.	VALUATION	NO.	VALUATION
RESIDENTIAL	37	\$3,467,361	107	\$1,152,503	37	\$3,467,361	107	\$1,152,503
COMMERCIAL	22	\$1,274,972	46	\$1,758,286	22	\$1,274,972	46	\$1,758,286
TOTAL	59	\$ 4,742,333.00	153	\$2,910,789	59	\$4,742,333.00	153	\$2,910,789
CONSTRUCTION VALUE								
REVENUE	NO	AMOUNT	NO	AMOUNT	NO	AMOUNT	NO	AMOUNT
BUILDING	131	75,661.32	192	39,836.21	131	75,661.32	192	39,836.21
PLAN CHECK	126	61,944.42	105	62,576.15	126	61,944.42	105	62,576.15
ELECTRICAL	75	7,336.82	76	6,215.00	75	7,336.82	76	6,215.00
PLUMBING/MECHANICAL	145	12,161.90	119	9,359.50	145	12,161.90	119	9,359.50
FIRE ALARM/SUPPRESSION SYSTEMS	3	384.50			3	384.50		
DEMOLITION	4	300.00	6	450.00	4	300.00	6	450.00
CODE ENFORCEMENT					0	-		
SIGNS PERMITS	7	373.00			7	373.00		
PENALTIES			6	409.25	0	-	1	75.00
Extensions-Permits & Apps	1	75.00	5	375.00	1	75.00		
INSPECTION FEES	5	453.15			5	453.15	89	11,079.00
MISC REVENUE			29	63.00	0	-	24	2,300.00
TOTAL	497	\$ 158,690.11	538	\$ 119,284.11	497	\$ 158,690.11	612	\$ 131,890.86

Mr Chris Kukulski
 City Manager
 PO Box 1230
 Bozeman MT 59771

Dear Mr Kukulski:

The following report is submitted to show the permits issued and fees charged for the month of **July 2013**. The list of building, plumbing and electrical permits are attached in addition to the monthly and yearly summary of housing and commercial building activity.

	2013		2012	
	No.	Fee	No.	Fee
Electrical Permits	75	7,336.82	76	6,215.00
Plumbing/Mechanical Permits	145	12,161.90	119	9,359.50
Moving Permits			6	450.00
Demolition Permits	4	300.00		
Fire Alarm/Suppression Systems	6	890.75		
Inspection Fees	5	453.15		
Code Enforcement			5	375.00
Penalty Fees			6	409.25
Plan Check Fees	124	37,007.41	105	62,576.15
Building Permits	138	78,443.07	192	39,836.21
SUB-TOTALS:	497	136,593.10	509	119,221
Other Bldg Div Rev.			29	63.00
New Water - Residential	72	1,512.00	30	7,911.57
New Water - Commercial				
New Sewer - Residential	72	20,403.30	29	609.00
New Sewer - Commercial			1	21.00
Sewer Payback Fees				
Water/Sewer Inspection Fee	72	7,200.00	29	2,800.00
Water Renewal				
Sewer Renewal				
Eng. Maps/Prints/Docs	5	98.75	6	108.00
Storm Water Permits	1	75.00	1	250.00
Floodplain Dev. Permits				
Waste Water Dischg. Permits				
Degradation Permit	1	50.00	1	356.40
Street Cut Permits	1	135.00	2	190.00
Street/Alley Vacation Fees				
Cash-in-Lieu of Water Rights				
Other Eng. Misc. Rev.	2	393.00		
Master Plan Amendment				
Subdivision Review Fees				
Improvements Agreement	5	9,586.50		
Other Planning Div. Rev.	10	359.05	19	1,310.00
Accounts Receivable				
Chall Gardens	2	40.00		
Certificate of Appropriateness COA				
Zone Map/Code Amendments				
Planning & Zoning	38	30,230.23	68	33,149.77
Board of Adj. Review/Variance				
Annexation Fees				
V & A - Appeals				
V & A - Variances				
Public Service			16	645.00
Other Zoning/CD Rev/Sign Tag				
Planned Unit Development - PUD				
Street Impact Fees	73	340,093.19	29	189,665.70
Fire Impact Fees	77	43,066.25	29	24,240.51
Water Impact Fees	74	196,513.81	30	108,262.93
WasteWater Impact Fees	74	108,976.89	28	107,794.12
SUB-TOTAL:	579	\$ 758,732.97	347	\$ 477,377.00
TOTAL RECEIPTS:	1076	\$ 895,326.07	856	\$ 596,598.11

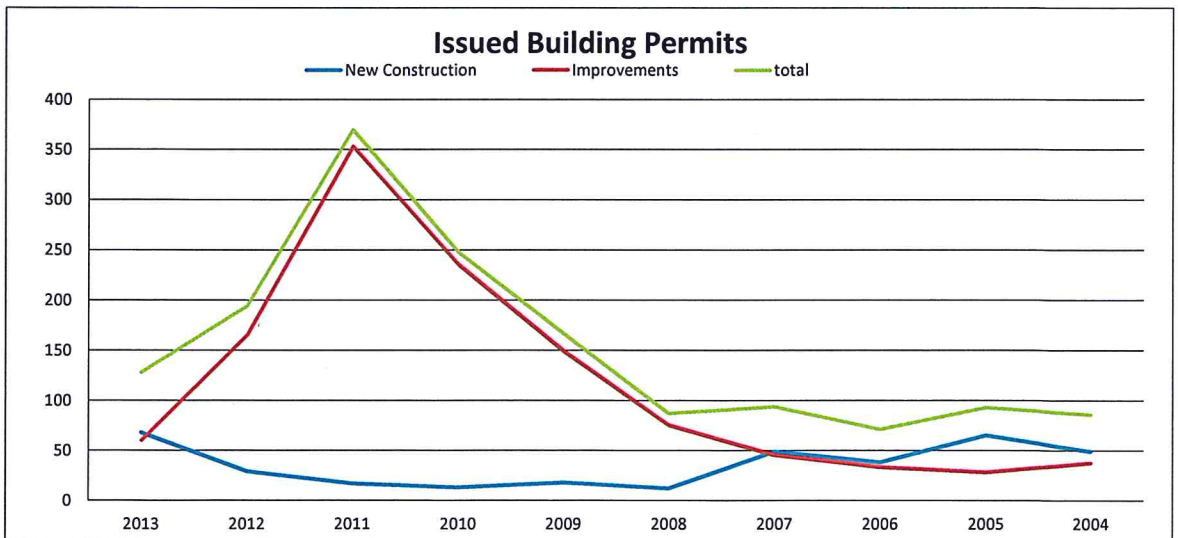
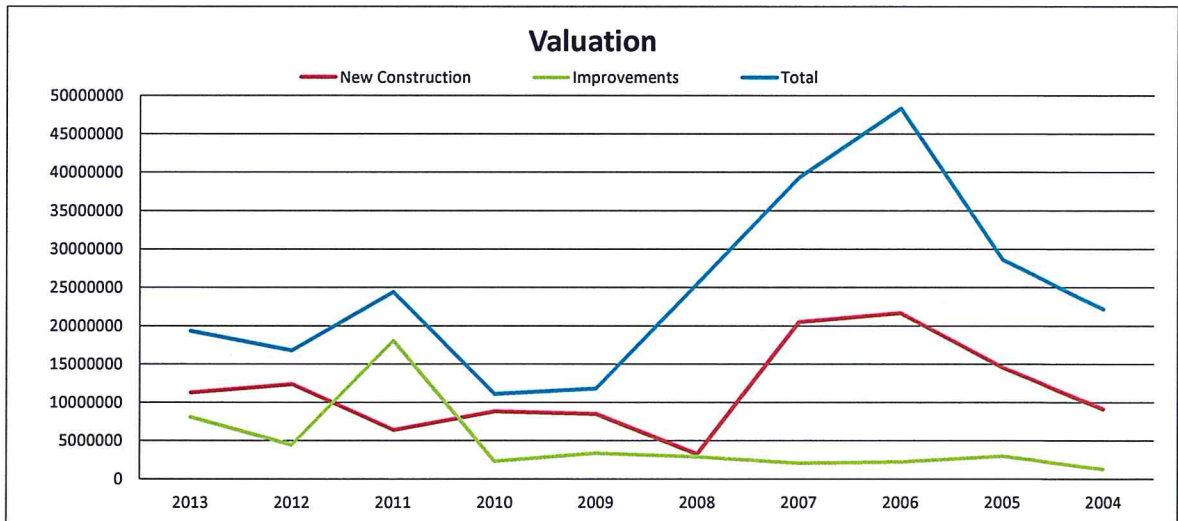
Respectfully submitted,

Bob Risk
 Chief Building Official

**SINGLE MONTH COMPARISON FOR 10 YEAR BUILDING PERMITS
BUILDING DEPARTMENT -- CITY OF BOZEMAN**

	BP\U	Jul-13 Valuation	BP\U	Jul-12 Valuation	BP\U	Jul-11 Valuation	BP\U	Jul-10 Valuation	BP\U	Jul-09 Valuation
New Construction										
Single Family	58	13,701,037.00	24	5,719,850	14	3,540,936	12	3,330,798	6	1,256,302
Multi Family	5	5,735,251.00							1	255,945
Duplex	2	799,078.00								
Townhomes			4	641,409	2	370,012			2	374,536
Commercial	3	921,256.00	1	1,151,150	1	1,878,267	1	3,914,605	9	7,427,754
Other									0	239,641
SUB-TOTAL	68	21,156,622.00	29	7,512,409	17	5,789,215	13	7,245,403	18	9,554,178
Improvements										
Residential	35	2,734,055.00	107	1,152,503	241	3,079,622	192	1,512,964	116	1,326,205
Commercial	22	1,274,972.00	46	1,758,286	100	4,084,112	35	1,865,226	24	1,902,503
Fire Supression Systems	3	384.50			5	141,700	5	18,243	4	32,989
Other			12	155,462	7	132,835	3	35,160	5	18,588
SUB-TOTAL	60	4,009,411.50	165	3,066,251	353	7,438,269	235	3,431,593	149	3,280,285
TOTAL PERMITS	128	25,166,034	194	10,578,660	370	13,227,484	248	10,676,996	167	12,834,463

	BP\U	Jul-08 Valuation	BP\U	Jul-07 Valuation	BP\U	Jul-06 Valuation	BP\U	Jul-05 Valuation	BP\U	Jul-04 Valuation
New Construction										
Single Family	7	1,827,809	22	4,457,037	22	3,867,995	21	3,886,131	28	4,978,892
Multi Family			2	1,691,088	8	5,356,046	24	7,806,468	9	4,592,660
Duplex			16	5,350,436	4	1,475,277	11	3,393,421	7	1,933,202
Townhomes			3	516,721			2	282,184		
Commercial	5	7,102,719	4	3,352,637	4	14,887,880	7	2,275,688	5	3,250,254
Other			2	42,420						
SUB-TOTAL	12	8,930,528	49	15,410,339	38	25,587,198	65	17,643,892	49	14,755,008
Improvements										
Residential	18	947,290	19	380,959	20	1,269,633	16	232,744	21	149,289
Commercial	21	13,357,511	11	3,833,788	8	1,311,832	11	614,150	12	1,221,945
Fire Supression Systems	9	83,465	7	286,421	4	217,140	1	6,000	4	79,550
Other	27	379,785	8	150,320	1	37,000				
SUB-TOTAL	75	14,768,051	45	4,651,488	33	2,835,605	28	852,894	37	1,450,784
TOTAL PERMITS	215	48,864,613	288	30,640,487	441	41,650,287	341	29,173,782	253	29,040,255



Figures are for July-13	Housing Starts			Remodels & Additions (includes fences, garages & reroofs)			
	Permits\Units	Valuation	Sq Footage		#	Valuation	
Single Family	58	13,701,037	146,007	Residential	35	2,734,055	
Duplex	1	417,400	4,462	Commercial	22	1,274,972	
Multi-Plex	5	5,735,251	54,432		COMMERCIAL STARTS		
Townhome					Bldgs	Valuation	Sq Footage
Other				CITY	1	\$855,486	N/A
Total New:	64	\$19,853,688	204,901				

JULY 2013 - BUILDING PERMITS

DATE	PERMIT #		ADDRESS	OWNER	CONTRACTOR	PERMIT FEE	PLAN CHECK	SO FOOT	VALUATION	DESCRIPTION
07/19/13	13 18928	516 S	TRACY	BOZEMAN SCHOOL DISTRICT #7	R & R TAYLOR CONSTRUCTION, INC	996.25	1,384.00	0	280,000.00	COMM ADDITION
07/02/13	13 18961	1709 W	COLLEGE	GALLATIN COUTNY	OTIS ELEVATOR	201.32	-	0	48,600.00	COMM ALTERATION
07/08/13	12 18081	107 N	7TH	DAIRY QUEEN	DAIRY QUEEN	358.50	237.25	0	60,000.00	COMM ALTERATION
07/16/13	13 19003	611 S	8TH	BOZEMAN SCHOOL DISTRICT #7	R & R TAYLOR CONSTRUCTION, INC	169.50	46.80	0	5,000.00	COMM ALTERATION
07/05/13	13 19161	710	HAGGERTY	PARK WEST MONTANA AT SADDLE	PARK WEST MONTANA AT SADDLE VI	242.00	220.22	1008	116,857.00	COMM AMUSEMENT & RECREATIONAL
07/15/13	13 18901	0	MSU	MONTANA STATE UNIVERSITY	DICK ANDERSON CONSTRUCTION, INC	11,125.00	11,285.51	51147	7,739,564.00	COMM INSTITUTIONS & UNIVERSITIES
07/05/13	13 19164	710	HAGGERTY	PARK WEST MONTANA SADDLE	PARK WEST MONTANA AT SADDLE VI	200.00	214.28	832	44,146.00	COMM OTHER NON-RESIDENTIAL BLD
07/12/13	13 18544	1503 W	MAIN	KASSITY, MICHAEL & JENNIFER	GRAY COMPANIES INC	184.50	-	400	21,624.00	COMM OTHER SHELTER, NON-HOUSEK.
07/02/13	13 19232	2674	SIMMENTAL	STATE OF MONTANA		4,614.00	2,999.10	33400	2,001,328.00	COMM STRUCTURES OTHER THAN BLD
07/01/13	13 19074	1019 E	MAIN	LL PARTNERS	LANGLAS & ASSOCIATES, INC	358.50	364.49	0	60,000.00	COMM TENANT IMPROVEMENT
07/02/13	13 19190	424 E	MAIN	MOOSE POINT LP		109.50	90.68	0	12,000.00	COMM TENANT IMPROVEMENT
07/03/13	13 19191	1007 W	MAIN	KEN & KAREN MATTHISEN	THIRD STREET DEVELOPMENT, INC	79.50	17.39	0	8,000.00	COMM TENANT IMPROVEMENT
07/08/13	13 19056	346	GALLATIN PARK	HERE 4 PROPERTIES LLC		608.75	647.56	0	140,000.00	COMM TENANT IMPROVEMENT
07/12/13	13 18665	855 S	29TH	MITCHELL DEVELOPMENT	MITCHELL CONSTRUCTION	144.00	-	0	80,000.00	COMM TENANT IMPROVEMENT
07/12/13	13 19046	205 N	11TH	BOZEMAN SCHOOL DISTRICT #7	INGRAM-CLEVENGER, INC	423.50	366.44	0	111,209.00	COMM TENANT IMPROVEMENT
07/15/13	13 19160	1934	STADIUM	KIMBILL LLC		49.50	41.93	0	4,000.00	COMM TENANT IMPROVEMENT
07/16/13	13 18864	0	MSU - AJM JOHNSON H	MSU		436.50	578.75	0	84,000.00	COMM TENANT IMPROVEMENT
07/19/13	13 19320	102 S	19TH	SAAM REAL ESTATE INC	TIM DEAN CONSTRUCTION, INC	254.50	235.64	0	35,000.00	COMM TENANT IMPROVEMENT
07/22/13	13 19272	721 S	9TH	FARGOT, HENRY C	VIDMAR CONSTRUCTION, INC	57.00	37.05	0	4,800.00	COMM TENANT IMPROVEMENT
07/22/13	13 19355	111 S	GRAND	EMERSON CENTER HOLDINGS LLC		32.00	29.63	160	14,000.00	COMM TENANT IMPROVEMENT
07/23/13	13 19216	1	AUTO PLAZA	JOE BILLION		154.50	100.43	0	17,500.00	COMM TENANT IMPROVEMENT
07/23/13	13 19358	0	MSU	MONTANA STATE UNIVERISTY	MSU FACILITY SERVICES	384.50	249.93	0	115,800.00	COMM TENANT IMPROVEMENT
						21,183.32	19,147.08	86,947.00	11,003,428.00	
07/11/13	13 19285	201 N	BLACK	BLOCK M, LLC	HOME BASE MONTANA	75.00	-	0	-	DEMOLITION PERMIT
07/11/13	13 19286	15 E	LAMME	BLOCK M, LLC	HOME BASE MONTANA	75.00	-	0	-	DEMOLITION PERMIT
07/11/13	13 19287	207 N	BLACK	BLOCK M LLC	HOME BASE MONTANA	75.00	-	0	-	DEMOLITION PERMIT
07/30/13	13 19396	608 N	TRACY	LAZAR, ARRON DAVIS & JENNY Z		75.00	-	0	350.00	DEMOLITION PERMIT
						300.00	-	-	\$ 350.00	
07/02/13	13 19159	1303 N	7TH	GREEN, CAROL	ALLIANCE NEON, INC	42.00	27.30	0	2,589.00	SIGN PERMIT
07/11/13	13 19292	30 W	MAIN	GSC FAMILY LLC	SIGNS NOW	42.00	-	0	2,500.00	SIGN PERMIT
07/15/13	13 19300	25 N	WILLSON	SMITH, CALVIN & ALICE K TRUST	BEARTOOTH SIGN & DESIGN, LLC	26.75	17.39	0	600.00	SIGN PERMIT
07/24/13	13 19151	855 S	29TH	MITCHELL DEVELOPMENT	GALLATIN VALLEY SIGNS LTD/DBA	94.50	61.43	0	9,450.00	SIGN PERMIT
07/25/13	13 19356	443 E	MAIN	SUSANE SEBENA	TREASURE STATE SIGNS	49.50	32.18	0	-	SIGN PERMIT
07/25/13	13 19370	1320 N	19TH	BRIDGER PEAKS LLC	GALLATIN VALLEY SIGNS LTD/DBA	87.00	56.55	0	8,717.00	SIGN PERMIT
07/29/13	13 19206	2855 N	19TH	GALLATIN TR LP	GALLATIN VALLEY SIGNS LTD/DBA	31.25	20.31	0	1,785.00	SIGN PERMIT
						373.00	215.16	-	25,641.00	
07/02/13	12 17796	3237 N	27TH	MNR LLC	ROBERT LANGLEY ENTERPRISES	249.75	-	11072	947,541.00	RES 5+ UNITS
07/02/13	13 18951	2230	BAXTER	BAXTER SPRINGS LLC	CHASE-SKOGEN HOMES, INC	2,723.00	1,260.62	11710	1,042,140.00	RES 5+ UNITS
07/08/13	13 18897	620 S	20TH	LMF GROUP LLC	MILLER CONSTRUCTION, JOHN L	3,253.00	3,011.95	12046	2,001,759.00	RES 5+ UNITS
07/12/13	13 18769	5673	SAXON	Moonshadow Properties		2,009.00	1,860.13	11644	1,012,505.00	RES 5+ UNITS
07/29/13	13 19248	397	STAFFORD	LAKE VI, WILLIAM ALFRED LAKE	DAVIS DEVELOPMENT LLC	302.00	274.82	1182	84,360.00	RES ACCESSORY DWELLING UNIT
07/01/13	13 19033	4422	BEMBRICK	MILLER, CRAIG & BOBBI	BOZEMAN CONSTRUCTION SERVICES	306.00	283.33	1315	92,036.00	RES ATTACHED SFD
07/02/13	13 18757	2732	HEDGEROW	SHANE COLLINS CONSTRUCTION IN	SHANE COLLINS CONSTRUCTION INC	398.00	368.51	2303	210,114.00	RES ATTACHED SFD
07/02/13	13 18758	2742	HEDGEROW	SHANE COLLINS CONSTRUCTION IN	SHANE COLLINS CONSTRUCTION INC	454.00	420.36	2629	246,035.00	RES ATTACHED SFD
07/02/13	13 18759	1805	LEEWARD	Shane Collins	SHANE COLLINS CONSTRUCTION INC	398.00	184.26	2303	210,114.00	RES ATTACHED SFD
07/02/13	13 18760	1813	LEEWARD	Shane Collins	SHANE COLLINS CONSTRUCTION INC	454.00	210.18	2629	246,035.00	RES ATTACHED SFD
07/12/13	13 18721	3772	PALM	HASKINS, MARTY	FORTIN CONSTRUCTION LLC	491.00	454.62	2841	267,369.00	RES ATTACHED SFD
07/12/13	13 18722	3766	PALM	HASKINS, MARTY	FORTIN CONSTRUCTION LLC	383.00	354.62	2219	214,567.00	RES ATTACHED SFD
07/23/13	13 19027	4648	SHADOWGLEN	SADIK, JEFFREY D	KIRCHHOFF CONSTRUCTION	1,038.00	961.08	4462	417,400.00	RES DUPLEX (2 UNITS)
07/02/13	13 19097	228 S	COTTONWOOD	HRDC	MONTANA IRONWORKS INC	503.75	66.30	0	105,000.00	RES GARAGES & CARPORTS
07/23/13	13 19258	718 S	7TH	HASENPFLUG, DANIEL G/CATHERINE		216.50	153.08	0	27,000.00	RES GARAGES & CARPORTS
07/01/13	13 19031	4422	BEMBRICK	MILLER, CRAIG & BOBBI	BOZEMAN CONSTRUCTION SERVICES	407.00	376.84	1750	185,378.00	RES SINGLE FAMILY DWELLING
07/02/13	13 18931	889	ADVANCE	HESTIA LLC	BOULDER CREEK CONSTRUCTION LLC	708.00	655.54	3041	285,514.00	RES SINGLE FAMILY DWELLING
07/08/13	13 18948	3114	FOXTAIL	CHASE-KIRCHHOFF, CRYSTAL	KIRCHHOFF CONSTRUCTION	509.00	471.28	2185	197,945.00	RES SINGLE FAMILY DWELLING

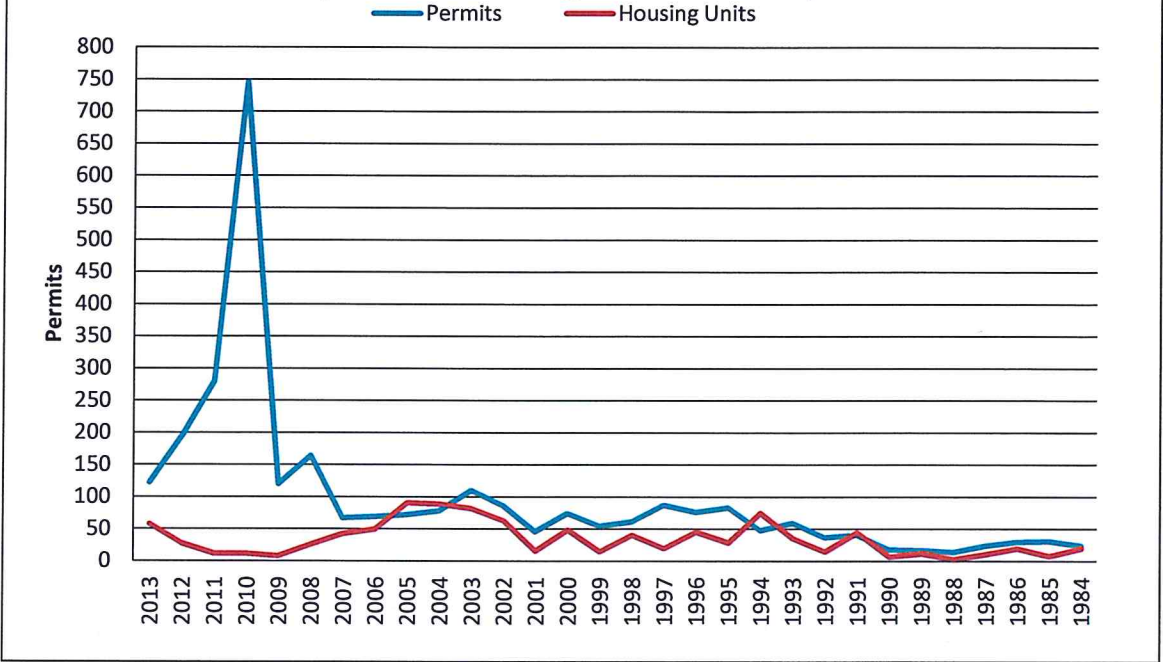
DATE	PERMIT #	ADDRESS	OWNER	CONTRACTOR	PERMIT FEE	PLAN CHECK	SQ FOOT	VALUATION	DESCRIPTION
07/08/13	13 18959	1691	MAIDEN SPIRIT	RASMUSSEN CONSTRUCTION INC	808.00	748.13	3474	318,955.00	RES SINGLE FAMILY DWELLING
07/08/13	13 18996	4767	VICTORY	JOSH & ASHLEY HENIGMAN	655.00	606.46	2817	260,265.00	RES SINGLE FAMILY DWELLING
07/08/13	13 19070	4891	ALPHA	COOK, GENE E	729.00	674.98	3133	284,154.00	RES SINGLE FAMILY DWELLING
07/09/13	13 19026	542 N	CLIFDEN	KONEN, KEITH & HEATHER	692.00	640.72	2973	274,675.00	RES SINGLE FAMILY DWELLING
07/09/13	13 19041	262	MATHEW BIRD	HEIMANN, GERALD J & VIRGINIA L	680.00	629.61	2924	268,559.00	RES SINGLE FAMILY DWELLING
07/09/13	13 19055	137	STAFFORD	KEVIN GALYEN	471.00	436.10	2023	180,718.00	RES SINGLE FAMILY DWELLING
07/09/13	13 19093	1107	BUR	GALLATIN VALLEY HOMES INC	681.00	630.54	2926	276,702.00	RES SINGLE FAMILY DWELLING
07/09/13	13 19177	3300	GRAF	KEN LECLAIR	626.00	579.61	2691	253,066.00	RES SINGLE FAMILY DWELLING
07/09/13	13 19178	3300	GRAF	KEN LECLAIR	715.00	662.02	3072	293,425.00	RES SINGLE FAMILY DWELLING
07/09/13	13 19179	3300	GRAF	KEN LECLAIR	576.00	533.32	2474	230,079.00	RES SINGLE FAMILY DWELLING
07/09/13	13 19180	3300	GRAF	KEN LECLAIR	715.00	631.01	3072	293,425.00	RES SINGLE FAMILY DWELLING
07/10/13	13 18973	3182	FOXTAIL	BOZEMAN BUNGALOW COMPANY	568.00	525.91	2440	224,361.00	RES SINGLE FAMILY DWELLING
07/10/13	13 18988	270	POND LILY	NORTON RANCH HOMES	436.00	403.69	1872	176,078.00	RES SINGLE FAMILY DWELLING
07/10/13	13 18989	176	POND LILY	NORTON RANCH HOMES	436.00	403.69	1872	166,375.00	RES SINGLE FAMILY DWELLING
07/10/13	13 18998	271	POND LILY	NORTON RANCH HOMES	398.00	368.51	1711	149,320.00	RES SINGLE FAMILY DWELLING
07/10/13	13 19080	6181	BLACKWOOD	4 CORNERS CONSTRUCTION	976.00	903.68	4194	396,679.00	RES SINGLE FAMILY DWELLING
07/10/13	13 19185	4827	ALPHA	SUE FULTON	755.00	699.05	3247	297,156.00	RES SINGLE FAMILY DWELLING
07/11/13	13 18691	3361 S	29TH	McGough Construction	830.00	768.50	3566	324,932.00	RES SINGLE FAMILY DWELLING
07/11/13	13 18995	2287 N	FERGUSON	KCGC LLC	728.00	674.06	3127	290,327.00	RES SINGLE FAMILY DWELLING
07/16/13	13 19064	3697	LADUKE	HERTZOG, CYNTHIA L, BLAKE & MIKE	538.00	498.13	2310	214,293.00	RES SINGLE FAMILY DWELLING
07/16/13	13 19065	3683	LADUKE	HERTZOG, CYNTHIA L, BLAKE & MIKE	538.00	498.13	2310	214,293.00	RES SINGLE FAMILY DWELLING
07/18/13	13 18724	3141	FOXTAIL	PLUM DESIGN LAB LLC	291.00	269.44	1685	178,492.00	RES SINGLE FAMILY DWELLING
07/18/13	13 19107	322	PINE CREEK	KEN LECLAIR	579.00	289.50	2487	237,008.00	RES SINGLE FAMILY DWELLING
07/18/13	13 19109	216	PINE CREEK	KEN LECLAIR	456.00	234.26	1959	181,077.00	RES SINGLE FAMILY DWELLING
07/18/13	13 19110	282	PINE CREEK	KEN LECLAIR	579.00	289.50	2487	237,008.00	RES SINGLE FAMILY DWELLING
07/18/13	13 19112	268	PINE CREEK	KEN LECLAIR	579.00	289.50	2487	237,008.00	RES SINGLE FAMILY DWELLING
07/18/13	13 19127	4871	ALPHA	RIVER ROCK INVESTMENTS	774.00	716.65	3325	303,964.00	RES SINGLE FAMILY DWELLING
07/18/13	13 19131	240	PINE CREEK	KEN LECLAIR	579.00	289.50	2487	237,008.00	RES SINGLE FAMILY DWELLING
07/18/13	13 19132	232	PINE CREEK	KEN LECLAIR	456.00	234.26	1959	181,077.00	RES SINGLE FAMILY DWELLING
07/18/13	13 19133	335	PINE CREEK	KEN LECLAIR	500.00	462.95	2150	201,310.00	RES SINGLE FAMILY DWELLING
07/18/13	13 19134	223	PINE CREEK	KEN LECLAIR	506.00	468.51	2176	204,064.00	RES SINGLE FAMILY DWELLING
07/18/13	13 19137	209	PINE CREEK	KEN LECLAIR	506.00	234.26	2176	204,064.00	RES SINGLE FAMILY DWELLING
07/18/13	13 19138	303	PINE CREEK	KEN LECLAIR	506.00	234.26	2176	204,064.00	RES SINGLE FAMILY DWELLING
07/18/13	13 19139	296	PINE CREEK	KEN LECLAIR	579.00	289.50	2487	237,008.00	RES SINGLE FAMILY DWELLING
07/18/13	13 19140	251	PINE CREEK	KEN LECLAIR	500.00	231.48	2150	201,310.00	RES SINGLE FAMILY DWELLING
07/18/13	13 19141	273	PINE CREEK	KEN LECLAIR	500.00	231.48	2150	213,259.00	RES SINGLE FAMILY DWELLING
07/18/13	13 19143	357	PINE CREEK	KEN LECLAIR	500.00	231.48	2150	201,310.00	RES SINGLE FAMILY DWELLING
07/18/13	13 19144	348	PINE CREEK	KEN LECLAIR	579.00	289.50	2487	237,008.00	RES SINGLE FAMILY DWELLING
07/22/13	13 18841	3784	CORWIN	VISION DEVELOPMENT	366.00	338.88	2117	190,146.00	RES SINGLE FAMILY DWELLING
07/23/13	13 18738	2411	MILKHOUSE	ROI LLC	423.00	391.66	2447	214,659.00	RES SINGLE FAMILY DWELLING
07/23/13	13 18739	2421	MILKHOUSE	ROI LLC	407.00	376.84	2355	209,356.00	RES SINGLE FAMILY DWELLING
07/23/13	13 18935	102	BULL FROG	NORTON RANCH HOMES	531.00	491.65	2283	219,615.00	RES SINGLE FAMILY DWELLING
07/23/13	13 18990	276	BULL FROG	NORTON RANCH HOMES	532.00	492.58	2285	210,124.00	RES SINGLE FAMILY DWELLING
07/23/13	13 19103	1615	GALE	KROUSS BUILDERS INC	460.00	425.91	1975	176,757.00	RES SINGLE FAMILY DWELLING
07/24/13	13 18768	718 N	15TH	STRUCTURA LLC	396.00	366.66	2292	224,151.00	RES SINGLE FAMILY DWELLING
07/24/13	13 18984	289	POND LILY	NORTON RANCH HOMES	583.00	539.80	2505	233,428.00	RES SINGLE FAMILY DWELLING
07/24/13	13 18991	204	BULL FROG	NORTON RANCH HOMES	583.00	539.80	2505	233,428.00	RES SINGLE FAMILY DWELLING
07/24/13	13 18992	136	BULL FROG	NORTON RANCH HOMES	583.00	539.80	2505	233,428.00	RES SINGLE FAMILY DWELLING
07/24/13	13 18993	170	BULL FROG	NORTON RANCH HOMES	502.00	464.80	2157	196,565.00	RES SINGLE FAMILY DWELLING
07/24/13	13 19199	11 E	VILLARD	BARLOW, M ETHAN	549.00	508.32	2361	226,702.00	RES SINGLE FAMILY DWELLING
07/26/13	13 19181	1874	BUCKRAKE	GALLATIN VALLEY HOMES INC	478.00	442.58	2052	191,656.00	RES SINGLE FAMILY DWELLING
07/26/13	13 19182	1878	BUCKRAKE	GALLATIN VALLEY HOMES INC	478.00	221.29	2052	191,656.00	RES SINGLE FAMILY DWELLING
07/29/13	13 19001	314 N	BLACK	BELSCHWENDER, PETER & JULIE	814.00	753.68	3500	370,755.00	RES SINGLE FAMILY DWELLING
07/29/13	13 19217	3676	STANFORD	DAINES, CLAIR W & SHARON	738.00	683.31	3174	280,566.00	RES SINGLE FAMILY DWELLING
07/29/13	13 19247	397	STAFFORD	LAKE VI, WILLIAM ALFRED LAKE	758.00	701.83	3260	345,332.00	RES SINGLE FAMILY DWELLING
07/02/13	13 18933	2418	ANNIE	TRIPLE MT LLC	1,851.00	1,713.84	7960	731,306.00	RES TRIPLEX, FOURPLEX
					48,355.00	38,862.63	222,322.00	21,556,318.00	
07/11/13	13 19288	121 N	ROUSE	CITY OF BOZEMAN	-	-	0	2,000.00	FENCE

DATE	PERMIT #	ADDRESS	OWNER	CONTRACTOR	PERMIT FEE	PLAN CHECK	SO FOOT	VALUATION	DESCRIPTION
07/01/13	13 19156	305 S 13TH	HANSEN, JAMES M		42.00	27.30	0	2,574.00	RES ADDITION
07/03/13	13 19150	3104 W BABCOCK	KELM, ROY H & ARDELLA M		26.75	17.39	0	1,360.00	RES ADDITION
07/03/13	13 19174	407 PONDERA	CONARD SR, JOHN C & JOYCE R &		240.25	183.95	0	32,000.00	RES ADDITION
07/17/13	13 19145	2412 SPRING CREEK	ROSSON, JOSEPH S & ELIZABETH G	PAUL BIERMAN CONSTRUCTION INC	2,085.50	1,534.33	0	690,000.00	RES ADDITION
07/18/13	13 19129	715 S GRAND	SCHMIDT, HAROLD J		439.75	317.15	0	85,000.00	RES ADDITION
07/01/13	13 19013	405 W GARFIELD	SIGMA BETA CHAPT CHI OMEGA	ROSET AND ASSOCIATES INC	154.50	105.30	0	17,500.00	RES ALTERATION
07/02/13	13 19233	448 CORNELL	MITCHELL, DANA M		49.50	32.18	0	3,500.00	RES ALTERATION
07/03/13	13 19204	4546 SHADOWGLEN	DEVES, MICHELLE		79.50	51.68	0	7,800.00	RES ALTERATION
07/03/13	13 19239	1106 S 3RD	BREY, RONALD F &		57.00	-	0	5,000.00	RES ALTERATION
07/08/13	13 19057	810 S TRACY	BARTON, JOHN & KAREN	WARREN BOLING	109.50	85.80	0	12,000.00	RES ALTERATION
07/08/13	13 19220	201 CIRCLE	EATON, LAWRENCE C & JULIE A	SIMEONE DESIGN-BUILD	254.50	190.13	0	35,000.00	RES ALTERATION
07/08/13	13 19223	1005 DURSTON	HURLEY, SHEYANNE	KANE CARPENTRY & REMODELING LL	64.50	-	0	6,000.00	RES ALTERATION
07/12/13	13 19294	1757 HIGHLAND	ROBERT GOODMAN		49.50	17.39	0	4,000.00	RES ALTERATION
07/18/13	13 19325	426 W CLEVELAND	SMEETS, ERNA	NORDESIGN	264.00	171.60	0	37,000.00	RES ALTERATION
07/18/13	13 19338	1009 E OLIVE	WILLIAMS, SPENCER L & KERRY B	SOLSTICE ENERGY SYSTEMS	139.50	129.16	0	15,448.00	RES ALTERATION
07/19/13	13 19167	1542 S GRAND	RUPP, JEFFREY K AND EILEEN	ABSAROKA VIEW ENTERPRISES	79.50	51.68	0	7,950.00	RES ALTERATION
07/22/13	13 19354	1012 N HUNTERS	JOHN & WENDY THOMAS	FULBRIGHT CONSTRUCTION, LLC	26.75	24.77	0	200.00	RES ALTERATION
07/23/13	13 19363	217 S 10TH	ROLQUIN, JEFF L & MARY JANE		26.75	17.39	0	1,850.00	RES ALTERATION
07/24/13	13 19274	140 MEAGHER	MCWHORTER, ERIC & KATHERINE	K B BUILDING & SUPPLY, INC	117.00	76.05	0	12,130.00	RES ALTERATION
07/29/13	13 18932	502 W STORY	DANIELLE FISHER		254.50	-	0	35,000.00	RES ALTERATION
07/29/13	13 19330	1145 N CEDARVIEW	BIRKELAND, KARL W & VIRGINIA H	TRADEMARK, INC	584.75	380.09	0	131,095.00	RES ALTERATION
07/30/13	13 19389	1314 S GRAND	WHEAT, MICHAEL E & DEBRA L	TILLEMAN CONSTRUCTION INC	42.00	38.89	0	1,200.00	RES ALTERATION
07/03/13	13 19238	4050 W BABCOCK	ASPEN PLACE HOA	GUARDIAN RESTORATION, INC	42.00	-	0	2,600.00	WINDOW REPLACEMENT PERMIT
07/11/13	13 19284	4050 W BABCOCK	ASPEN PLACE HOA	GUARDIAN RESTORATION, INC	72.00	-	0	6,538.00	WINDOW REPLACEMENT PERMIT
07/19/13	13 19345	4050 W BABCOCK	ASPEN PLACE HOA	GUARDIAN RESTORATION, INC	49.50	-	0	3,100.00	WINDOW REPLACEMENT PERMIT
07/25/13	13 19369	210 N 9TH	DYKSTRA, CURTIS & LINDA	CORNERSTONE CONSTRUCTION LLC	42.00	-	0	2,900.00	WINDOW REPLACEMENT PERMIT
07/29/13	13 19387	501 S 3RD	WRIGHT, KATHLEEN & PETER AENG	JESPERSON CONSTRUCTION INC	57.00	-	0	4,680.00	WINDOW REPLACEMENT PERMIT
					5,450.00	3,452.23	-	1,165,425.00	
					75,661.32	61,677.10	309,269.00	33,751,162.00	
July 2013: 135 Permits; 58 New Housing Units; \$ 33,751,162.00 Valuation									

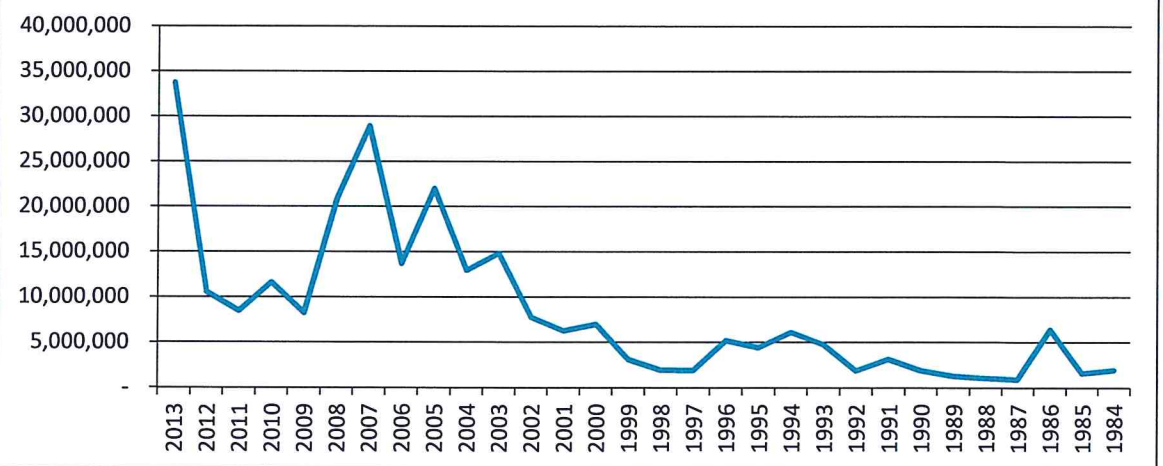
**Month of June
THIRTY YEAR BUILDING PERMIT COMPARISON**

July	Housing		Valuation	YTD Permits	YTD Units
	Permits	Units			
2013	122	58	33,751,162	533	167
2012	194	28	10,578,660	411	109
2011	280	12	8,487,006	647	112
2010	746	12	11,651,707	969	60
2009	120	8	8,252,761	396	82
2008	164	26	20,909,506	423	35
2007	67	43	28,924,777	298	139
2006	69	50	13,703,822	364	282
2005	72	91	22,019,443	327	230
2004	78	89	12,953,323	341	343
2003	110	82	14,822,630	305	282
2002	86	63	7,754,408	316	190
2001	46	16	6,271,512	244	127
2000	74	49	6,969,167	222	131
1999	54	15	3,104,593	232	174
1998	61	41	1,949,696	216	121
1997	87	20	1,907,198	280	122
1996	76	46	5,206,545	299	120
1995	83	29	4,442,066	274	217
1994	48	75	6,136,624	264	93
1993	59	36	4,792,552	208	116
1992	37	15	1,875,581	183	120
1991	41	45	3,146,965	165	88
1990	18	7	1,918,411	102	49
1989	17	12	1,299,920	74	40
1988	14	3	1,054,078	45	19
1987	24	11	922,793	47	15
1986	30	20	6,407,748	58	7
1985	31	8	1,602,082	85	44
1984	24	20	1,946,624	98	48

Thirty Year Building Permit Comparison



Valuations



IMPACT FEES 2013

MONTH	STREET	FIRE	WATER	WW	MONTHLY	YTD
January	88,225.32	19,923.20	97,178.16	82,496.92	287,823.60	287,823.60
February	123,589.00	12,756.00	81,620.00	51,384.00	269,349.00	557,172.60
March	246,189.30	25,787.00	151,204.00	99,242.00	522,422.30	1,079,594.90
April	259,267.09	25,876.66	138,091.34	87,998.13	511,233.22	1,590,828.12
May	259,771.40	22,134.29	161,034.79	93,017.31	535,957.79	2,126,785.91
June	231,825.44	21,132.51	97,632.38	59,719.12	410,309.45	2,537,095.36
July	340,093.19	43,066.25	196,513.81	108,976.89	688,650.14	3,225,745.50
August						
September						
October						
November						
December						

BUILDING REVENUE, FISCAL YEAR 2014

MONTH	BUILDING	PLAN REVIEW	ELECTRIC	PLUMBING	Fire Alarm/ Suppression	Penalty/ Other Fees	Monthly	YTD
June, 14							-	136,954.70
May, 14							-	136,954.70
April, 14							-	136,954.70
March, 14							-	136,954.70
February, 14							-	136,954.70
January, 13							-	136,954.70
December, 13							-	136,954.70
November, 13							-	136,954.70
October, 13							-	136,954.70
September, 13							-	136,954.70
August, 13							-	136,954.70
July, 13	79,060.82	37,101.16	7,336.82	12,161.90	909.50	384.50	136,954.70	136,954.70

