

City of Bozeman



BUILDING INSPECTION DIVISION

BUILDING PERMIT REPORT

DECEMBER 2013/FY 2014

FISCAL YEAR 2014

	Dec-2013		Dec-2012		YTD as of Dec 2013		YTD as of Dec 2012	
	THIS MONTH - FY2013		THIS MONTH - FY2012		YEAR TO DATE - FY2013		YEAR TO DATE - FY2012	
NEW CONSTRUCTION	NO	VALUATION	NO	VALUATION	NO.	VALUATION	NO	VALUATION
SINGLE FAMILY	18	5,740,415.00	10	2,465,938.00	205	50,711,001.00	146	36,460,011.00
DUPLEX	2	767,533.00	2	319,909.00	4	1,566,611.00	7	2,081,048.00
MULTI-FAMILY DEC UNITS -0 ANNUAL TOTAL UNITS -419			1	947,541.00	26	36,924,591.00	11	16,317,641.00
MISC (GARAGE, SHED, ADU ETC.)					21	1,540,629.00	12	286,305.00
ASSEMBLY					-	-	4	2,622,194.00
BUSINESS			1	190,125.00	5	2,564,804.00	1	190,125.00
EDUCATIONAL					-	-	2	11,424,120.00
FACTORY					-	-		
HAZARDOUS					1	855,486.00		
INSTITUTIONAL					1	7,739,564.00		
MERCHANTILE					1	855,486.00	1	1,151,150.00
MOTEL/HOTEL					1	5,914,986.00	2	9,376,380.00
STORAGE			1	319,909.00	3	665,770.00	1	319,909.00
TOTAL	20	6,507,948.00	15	4,243,422.00	268	109,338,928.00	180	80,228,883.00
ADDITION/REMODEL	NO.	VALUATION	NO.	VALUATION	NO.	VALUATION	NO.	VALUATION
RESIDENTIAL	10	153,920.00	12	43,782.00	222	2,962,424.00	308	4,077,465.00
COMMERCIAL	16	1,537,359.00	23	1,020,961.00	129	10,787,438.00	196	11,129,285.00
TOTAL	26	1,691,279.00	100	2,620,112.00	351	13,749,862.00	504	15,206,750.00
CONSTRUCTION VALUE								
REVENUE	NO	AMOUNT	NO	AMOUNT	NO	AMOUNT	NO	AMOUNT
BUILDING	60	21,248.75	47	12,636.00	723	218,361.35	670	\$254,385
PLAN CHECK	157	34,230.71	64	14,365.00	1276	260,639.12	448	\$214,344
ELECTRICAL	51	3,982.25	39	3,015.00	463	39,116.68	417	\$48,826
PLUMBING/MECHANICAL	78	5,247.50	70	5,641.00	774	69,383.11	534	\$49,625
FIRE ALARM /SPRINKLER SYSTEM	3	549.00	15	3,056.00	47	6,009.00	55	\$4,651
DEMOLITION					21	1,650.00	22	\$1,650
CODE ENFORCEMENT					1	75.00	1	\$825
SIGNS PERMITS	11	517.50			61	3,146.25		
PENALTIES	1	150.00	1	75.00	6	600.00	21	\$1,713
EXTENSION FEES	2	150.00	6	450.00	23	1,722.00	15	\$1,125
INSPECTION FEES	1	75.00	3	225.00	9	1,125.65	14	\$1,050
MISC REVENUE					1	84.00	47	\$147
TOTAL	364	66,150.71	245	39,463.00	3405	601,912.16	2244	578,341.00

Mr Chris Kukulski
 City Manager
 PO Box 1230
 Bozeman MT 59771

Dear Mr Kukulski:

The following report is submitted to show the permits issued and fees charged for the month of **December 2013**. The list of building, plumbing and electrical permits are attached in addition to the monthly and yearly summary of housing and commercial building activity.

	2013		2012	
	No.	Fee	No.	Fee
Electrical Permits	51	3,982.25	39	3,015.00
Plumbing/Mechanical Permits	78	5,247.50	70	5,640.50
Moving Permits				
Demolition Permits			-	-
Fire Alarm/Supression Systems	3	549.00	15	3,056.25
Inspection Fees	1	75.00	3	225.00
Sign Pemit	11	517.50		
Code Enforcement			-	-
Penalty Fees	1	150.00	-	75.00
Plan Check Fees	157	34,230.71	64	14,364.90
Building Permits	46	21,248.75	47	12,636.00
SUB-TOTALS:	348	66,000.71	238	39,012.65
Other Bldg Div Rev.			2	5.00
New Water - Residential				
Water Payback Fees				
New Water	21	6,950.12	1	359.10
New Sewer	20	420.00	16	336.00
Water/Sewer Inspection Fee	20	2,000.00	15	1,500.00
Water Renewal				
Sewer Renewal			8	413.00
Eng. Maps/Prints/Docs	1	10.00		
Floodplain Dev. Permits				
Wastewater Permit			1	409.00
Degredation Permit	1	50.00	1	50.00
Street Cut Permits	1	82.80		
Street/Alley Vacation Fees				
Cash-in-Lieu of Water Rights	1	91,260.00		
Other Eng. Misc. Rev.	20	28,250.00		
Planning Docs/Maps				
Master Plan Amendment				
Subdivision Review Fees				
Improvements Agreement	2	10,177.57		
Other Planning Div. Rev.	3	51.25	12	621.00
Zoning/Comm. Dev. Docs/Maps				
Certificate of Appropriateness COA				
Zone Map/Code Amendments				
Storm Water Permits	1	75.00	2	150.00
Planning & Zoning	23	22,949.00	32	25,429.00
Annexation Fees				
V & A - Appeals				
V & A - Variances				
Other Zoning/CD Rev/Sign Tag				
Planned Unit Development - PUD				
Street Impact Fees	20	82,037.36	11	38,449.00
Fire Impact Fees	20	7,041.00	10	7,774.00
Water Impact Fees	21	59,220.91	9	33,822.00
WasteWater Impact Fees	21	31,925.41	9	31,758.00
SUB-TOTAL:	196	342,500.42	129	141,075.10
TOTAL RECEIPTS:	544	408,501.13	180,087.75	

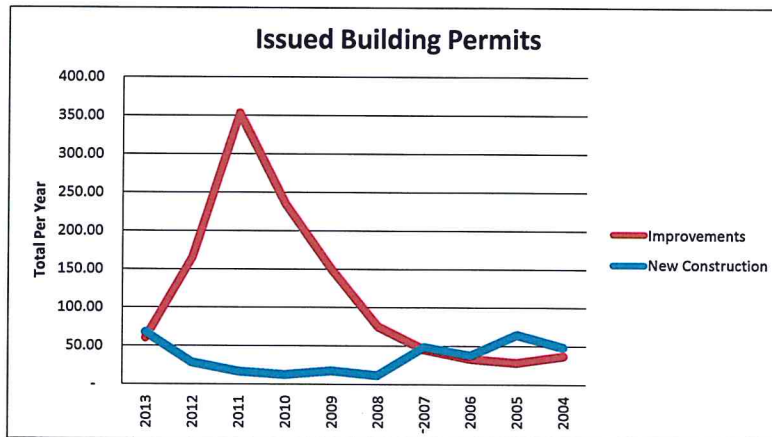
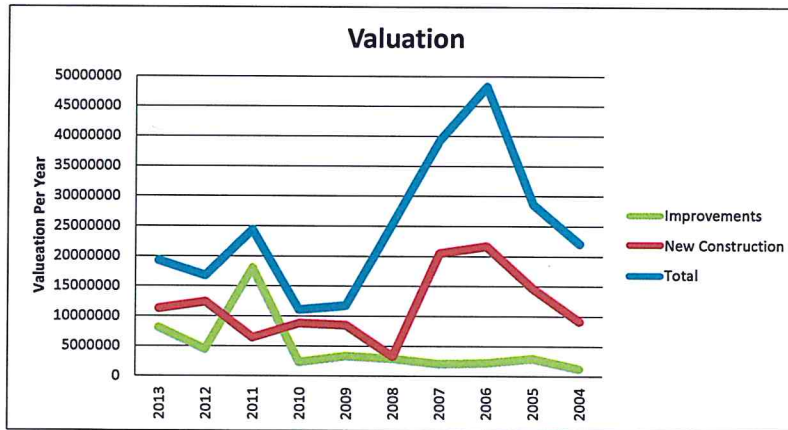
Respectfully submitted,

Bob Risk
 Chief Building Official

**SINGLE MONTH COMPARISON FOR 10 YEAR BUILDING PERMITS
BUILDING DEPARTMENT -- CITY OF BOZEMAN**

	Dec-13		Dec-12		Dec-11		Dec-10		Dec-09	
	BP\U	Valuation	BP\U	Valuation	BP\U	Valuation	BP\U	Valuation	BP\U	Valuation
New Construction										
Single Family	8	2,263,337.00	10	2,465,938.00	9	2,338,339.00	10	2,045,877.00	2	369,489.00
Multi Family				947,541.00					1	699,264.00
Duplex	2	767,533.00	2	319,909.00						
Townhomes	10	3,477,078.00					2	288,388.00		
Commercial			0	-			2	2,169,145.00		
Other			0	-						
SUB-TOTAL	20	6,507,948.00	12	3,733,388.00	9	2,338,339.00	14	4,503,410.00	3	1,068,753.00
Improvements										
Residential	10	153,920.00	12	43,782.00	33	285,275.00	70	759,206.00	16	336,789.00
Commercial	16	1,537,359.00	23	1,020,961.00	17	2,779,459.00	32	789,064.00	14	607,798.00
Fire Supression Systems	3	549.00	15	29,045.00	3	177,210.00	2	129,700.00	6	102,245.00
Other					3	30,740.00	3	13,687.00	5	103,025.00
SUB-TOTAL	29	1,691,828.00	50	1,093,788.00	56	3,272,684.00	107	1,691,657.00	41	1,149,857.00
TOTAL PERMITS	49	8,199,776.00	88	4,827,176.00	65	5,611,023.00	121\121	6,195,067.00	44\50	2,218,610.00

	Dec-08		Dec-07		Dec-06		Dec-05		Dec-04	
	BP\U	Valuation	BP\U	Valuation	BP\U	Valuation	BP\U	Valuation	BP\U	Valuation
New Construction										
Single Family	3	875,503.00	5	839,647.00	10	2,445,873.00	12	3,006,558.00	20	3,608,016.00
Multi Family			2	1,083,332.00	2	2,725,516.00	1	4,319,958.00	5	2,720,388.00
Duplex			1	386,210.00	5	1,605,943.00			2	543,806.00
Townhomes	2	382,836.00	2	373,110.00	4	663,934.00	4	822,796.00	16	1,797,578.00
Commercial	1	288,260.00	2	7,899,380.00	3	708,175.00			1	6,431,474.00
Other							1	75,429.00		
SUB-TOTAL	6	1,546,599.00	12	10581679	24	8149441	18	8224741	44	15101262
Improvements										
Residential	17	1,249,834.00	7	286,816.00	7	101,500.00	3	49,100.00	9	154,938.00
Commercial	15	611,404.00	11	681,593.00	17	2,217,573.00	4	129,348.00	7	829,793.00
Fire Supression Systems	9	231,457.00	9	231,052.00	3	436,000.00	4	173,796.00	1	26,337.00
Other	21	191,710.00	6	21,088.00	6	57,500.00	1	4,000.00		
SUB-TOTAL	62	2,284,405.00	33	1,220,549.00	33	2,812,573.00	12	356,244.00	17	1,011,068.00
TOTAL PERMITS	68	3,831,004.00	45	11,802,228.00	57	10,962,014.00	30	8,580,985.00	61	16,112,330.00



DECEMBER 2013 - BUILDING PERMITS

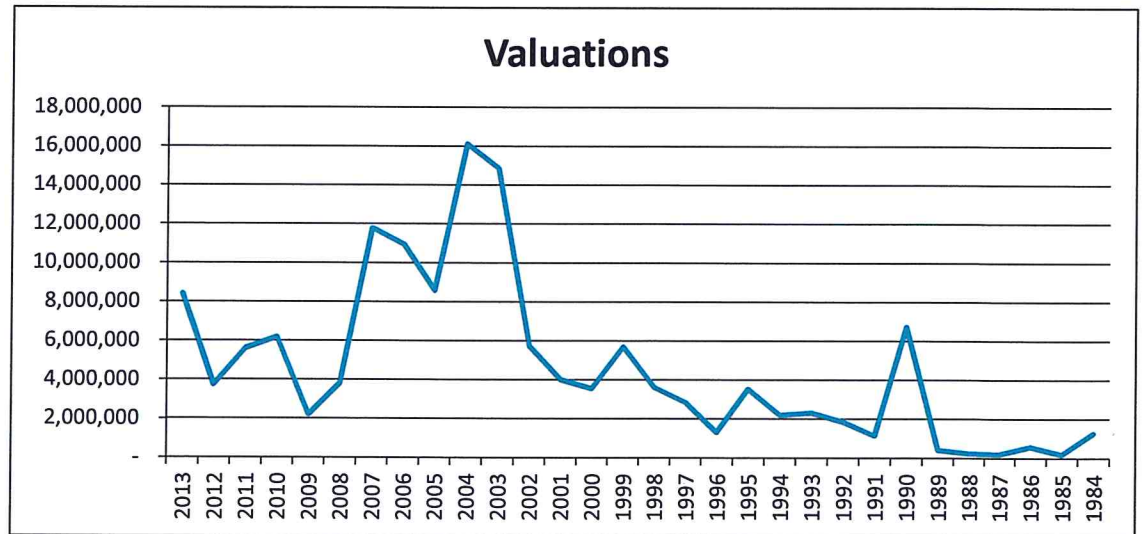
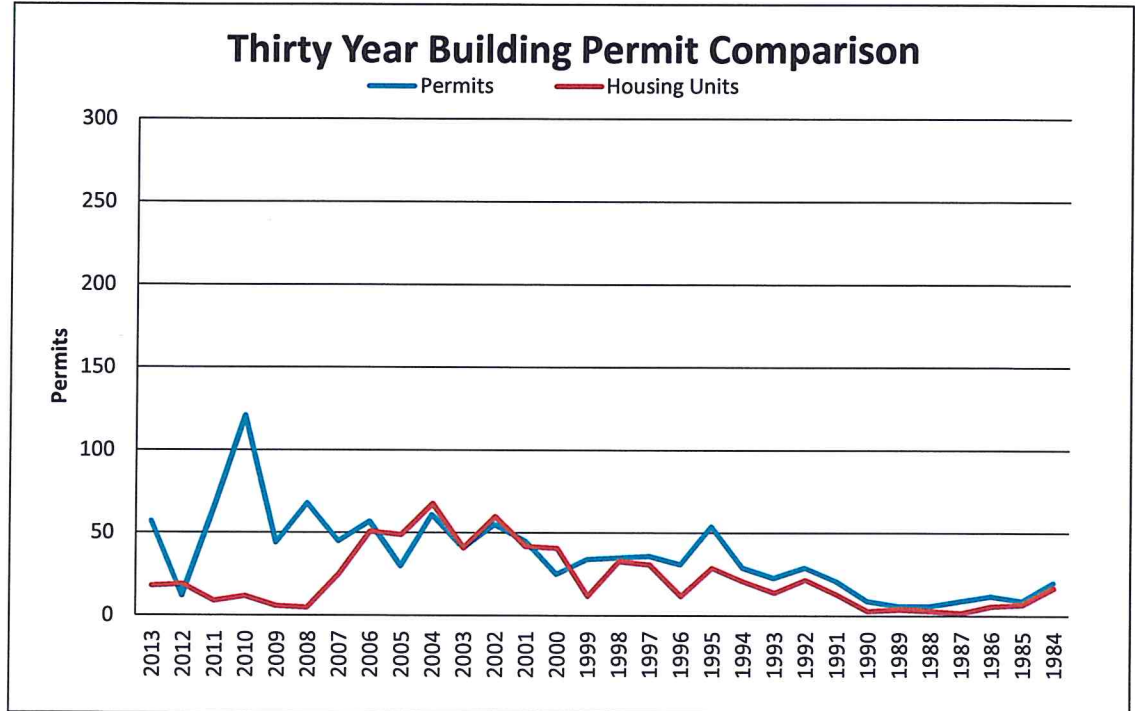
DATE	PERMIT #	ADDRESS	OWNER	CONTRACTOR	PERMIT FEE	PLAN CHECK	SQ FOOT	VALUATION	DESCRIPTION
12/13/13	13 19764	212 S WALLACE	OLIVE & WALLACE LLC	LANGLAS & ASSOCIATES, INC	3,035.50	3,755.03	-	1,099,800.00	COMM ADDITION
12/02/13	13 19928	421 N BROADWAY	BRODIE, CHARLES	OASIS TELECOM	169.50	184.28	-	20,000.00	COMM TENANT IMPROVEMENT
12/03/13	13 19906	855 S 29TH	MITCHELL DEVELOPMENT	MITCHELL DEVELOPMENT GROUP	147.00	203.62	-	17,000.00	COMM TENANT IMPROVEMENT
12/09/13	13 19813	1500 N 19TH	SHELLY JOHNSON	JONES CONSTRUCTION INC	169.50	306.93	-	20,000.00	COMM TENANT IMPROVEMENT
12/10/13	13 19789	901 W MAIN	MRH PARTNERS LLC/DOUG HENZLIK	WALKER CONSTRUCTION	638.75	1,221.36	-	150,000.00	COMM TENANT IMPROVEMENT
12/11/13	13 19882	204 N BLACK	NEWMAN, JOE	OWNER IS GENERAL	26.75	17.39	-	2,000.00	COMM TENANT IMPROVEMENT
12/11/13	13 19974	801 W MAIN	SNOWLOAD MASTER LLC	GERALD BRUNCKHORST CONTRACTING	42.00	44.69	-	3,000.00	COMM TENANT IMPROVEMENT
12/12/13	13 19925	416 W MENDENHALL	JACKSON, RYAN 1/3% &	NISTLER HOMES, LLC	147.00	117.81	-	17,000.00	COMM TENANT IMPROVEMENT
12/13/13	13 19969	708 N ROUSE	BOZEMAN CREEK PROPERTIES LLC	DRYCREEK DRYWALL	42.00	27.30	-	3,000.00	COMM TENANT IMPROVEMENT
12/18/13	13 19951	1216 W LINCOLN	BROWN, CHRIS & HILL	LANGLAS & ASSOCIATES, INC	638.75	452.24	-	150,000.00	COMM TENANT IMPROVEMENT
12/18/13	13 19968	17 S 5TH	SALTER, JAMES & ANN ALTEMUS	OWNER IS GENERAL	49.50	66.96	-	3,600.00	COMM TENANT IMPROVEMENT
12/23/13	13 19960	121 E MAIN	EVANS, ROBERT O	KLEIMER ELECTRIC INC	94.50	111.00	-	10,000.00	COMM TENANT IMPROVEMENT
12/26/13	13 19964	602 W HEMLOCK	BILLIS, MITCH & MARIA	OWNER IS GENERAL	169.50	255.46	-	20,000.00	COMM TENANT IMPROVEMENT
12/27/13	13 20025	3810 VALLEY COMMONS	SBL ENTERPRISES, STOCC HECK	GUARDIAN RESTORATION, INC	64.50	113.11	-	5,959.00	COMM TENANT IMPROVEMENT
12/27/13	13 20028	801 W MAIN	SNOWLOAD LLC	WEPPLER CONSTRUCTION INC	49.50	54.44	-	4,000.00	COMM TENANT IMPROVEMENT
12/02/13	13 19955	627 E PEACH	MEDIA STATION INC	DARK HORSE CONTRACTORS	109.50	-	-	12,000.00	COMMERCIAL REROOF
					5,593.75	6,931.62	-	1,537,359.00	
12/02/13	13 19943	1733 W OAK	BRIDGER PEAKS LLC	GALLATIN VALLEY SIGNS LTD/DBA	64.5	41.93	0	5500	SIGN PERMIT
12/02/13	13 19950	1019 E MAIN	LANGLAS / LOCATI	GALLATIN VALLEY SIGNS LTD/DBA	42	27.3	0	3000	SIGN PERMIT
12/09/13	13 19934	7 W MAIN	SUMMIT PROPERTIES LLC	GALLATIN VALLEY SIGNS LTD/DBA	26.75	17.39	0	1100	SIGN PERMIT
12/17/13	13 19875	115 E MAIN	EVANS ROBERT O	SIGNS WEST	26.75	17.39	0	900	SIGN PERMIT
12/17/13	13 19980	4769 W BABCOCK	SPRINGHILL PRESBYTERIAN CHURCH	SCHAFFER CONSTRUCTION INC	26.75	17.39	0	700	SIGN PERMIT
12/26/13	13 19830	270 AUTOMOTIVE	J & D FAMILY PARTNERSHIP	WESTERN NEON INC	147	95.55	0	17000	SIGN PERMIT
12/26/13	13 20008	777 E MAIN	DELANEY & COMPANY INC	DWELLING	26.75	17.39	0	1500	SIGN PERMIT
12/30/13	13 20011	777 E MAIN	DELANEY & COMPANY INC	GALLATIN VALLEY SIGNS LTD/DBA	26.75	17.39	0	800	SIGN PERMIT
12/30/13	13 20013	126 E MAIN	ALLIED MANUFACTURING CORP	GALLATIN VALLEY SIGNS LTD/DBA	42	27.3	0	2897	SIGN PERMIT
					429.25	279.03	-	33,397.00	
12/10/13	13 19398	4769 W BABCOCK	SPRINGHILL PRESBYTERIAN CHURCH	SPRINKLER TECHNOLOGY DSGN INC	211.75	279.50	-	170,000.00	FIRE PROTECTION SYSTEMS PERMIT
12/17/13	13 19900	501 N 11TH	BOZEMAN SCHOOL DISTRICT 7	SYSTEMS NORTHWEST, LLC	287.75	-	-	10,920.00	FIRE PROTECTION SYSTEMS PERMIT
					499.50	279.50	-	180,920.00	
12/13/13	13 19712	7 E LAMME	BLOCK M, LLC	ROTHERHAM CONSTRUCTION, INC	720.00	933.81	3,189	305,223.00	RES ATTACHED SFD
12/13/13	13 19715	5 E LAMME	BLOCK M, LLC	ROTHERHAM CONSTRUCTION, INC	746.75	958.58	3,189	305,223.00	RES ATTACHED SFD
12/13/13	13 19716	9 E LAMME	BLOCK M, LLC	ROTHERHAM CONSTRUCTION, INC	848.00	1,062.08	3,760	358,637.00	RES ATTACHED SFD
12/13/13	13 19719	202 N TRACY	BLOCK M, LLC	ROTHERHAM CONSTRUCTION, INC	961.00	1,186.20	4,242	410,819.00	RES ATTACHED SFD
12/13/13	13 19910	17 E LAMME	BLOCK M, LLC	ROTHERHAM CONSTRUCTION, INC	628.00	848.62	3,189	305,223.00	RES ATTACHED SFD
12/13/13	13 19911	201 N BLACK	BLOCK M LLC	ROTHERHAM CONSTRUCTION, INC	838.00	1,072.31	4,242	410,819.00	RES ATTACHED SFD
12/13/13	13 19912	15 E LAMME	BLOCK M LLC	ROTHERHAM CONSTRUCTION, INC	739.00	961.15	3,760	358,637.00	RES ATTACHED SFD
12/13/13	13 19913	19 E LAMME	BLOCK M, LLC	ROTHERHAM CONSTRUCTION, INC	728.00	462.10	3,189	305,223.00	RES ATTACHED SFD
12/13/13	13 19914	11 E LAMME	BLOCK M LLC	ROTHERHAM CONSTRUCTION, INC	739.00	480.57	3,760	358,637.00	RES ATTACHED SFD
12/13/13	13 19915	13 E LAMME	BLOCK M LLC	ROTHERHAM CONSTRUCTION, INC	739.00	480.57	3,760	358,637.00	RES ATTACHED SFD
12/03/13	13 19823	4204 BRENDEEN	LOVELACE, JASON M	ASCENT HOME BUILDERS INC	712.00	892.27	3,634	341,720.00	RES DUPLEX (2 UNITS)
12/20/13	13 19918	1029 FORESTGLEN	MARTIN, SAMUEL K JR & BONNIE S	GREAT WESTERN INVESTMENTS LLC	905.00	1,090.47	4,650	425,813.00	RES DUPLEX (2 UNITS)
12/02/13	13 19730	4801 ALPHA	COTTAGE CRAFT HOMES LLC	ELLIOTT MANAGEMENT CONSULTANTS	644.00	717.19	2,905	260,135.00	RES SINGLE FAMILY DWELLING
12/04/13	13 19778	1025 BOYLAN	BURNHAM, MARK E & MARINELL	SHANE COLLINS CONSTRUCTION INC	652.00	783.09	2,967	257,977.00	RES SINGLE FAMILY DWELLING
12/10/13	13 19844	946 KNOLLS	BLACKWOOD, LARRY G & CONSTANCE	CHASE-SKOGEN HOMES, INC	654.00	784.94	3,321	319,707.00	RES SINGLE FAMILY DWELLING
12/10/13	13 19873	4404 MORNING SUN	COLETTA, DAVID & TIFFANY	ST CUSTOM HOMES LLC	883.00	1,099.36	4,517	419,195.00	RES SINGLE FAMILY DWELLING
12/10/13	13 19898	2263 N FERGUSON	TRAVISTIES INTERNATIONAL INC	LIFESPACE HOMES	396.00	507.07	2,050	182,124.00	RES SINGLE FAMILY DWELLING
12/17/13	13 19211	4886 VINE	COVENANT INVESTMENTS INC	MOUNTAIN HIGH HOMES INC	893.00	826.83	3,839	352,199.00	RES SINGLE FAMILY DWELLING
12/18/13	13 19889	1358 POST	SIROVATKA, MARGARET M & BARBARA	BOZEMAN DEACONESS REAL ESTATE	469.00	564.91	2,397	222,781.00	RES SINGLE FAMILY DWELLING
12/18/13	13 19891	1306 PINNACLE STAR	ANDERSON, PEDER & JESSICA	THIRD STREET DEVELOPMENT, INC	537.00	691.23	2,772	249,219.00	RES SINGLE FAMILY DWELLING
					14,431.75	16,403.35	69,332	6,507,948.00	
12/06/13	13 18848	519 E FRIDLEY	TAYLOR, REBECCA & ERIN		42.00	109.20	-	2,500.00	RES ALTERATION
12/06/13	13 19864	609 S GRAND	BUENO, ROBERT KEITH & MARISA	DAVIDSON BUILDERS INC	109.50	120.75	-	11,500.00	RES ALTERATION
12/09/13	13 19831	3006 WESTRIDGE	SHERMAN, ANDREW & GENEVIEVE	OWNER IS GENERAL	94.50	78.82	-	9,970.00	RES ALTERATION

DATE	PERMIT #	ADDRESS	OWNER	CONTRACTOR	PERMIT FEE	PLAN CHECK	SQ FOOT	VALUATION	DESCRIPTION
12/11/13	13 19921	705 E ORANGE	RUGGLES, DANIEL	DAN MOTT CONSTRUCTION	72.00	111.16	-	7,000.00	RES ALTERATION
12/12/13	13 19967	3035 TESLOW	COTTERELL, JAMES D & TANYA L	OWNER IS GENERAL	72.00	74.10	-	6,500.00	RES ALTERATION
12/18/13	13 19908	411 W STORY	ZELL, WILLIAM A & MARGOT	OWNER IS GENERAL	87.00	78.81	-	8,750.00	RES ALTERATION
12/20/13	13 19982	3007 TESLOW	JINNEMAN, THOMAS & CARRIE	PENNY LANE HOME BUILDERS LLC	329.25	278.36	-	50,500.00	RES ALTERATION
12/26/13	13 19986	215 S 5TH	LINDSTROM, JOEL D		64.50	76.71	-	6,000.00	RES ALTERATION
12/30/13	13 19667	2401 FAIRWAY	WEAVER, RICHARD & RACHEL	SUSTAINABLE MASONRY	325.75	211.74	-	50,000.00	RES ALTERATION
12/30/13	13 20038	1065 HARMON	ASHBURN, DAVID & AMANDA	MONTANA CONSTRUCTION WORKS	26.75	-	-	1,200.00	WINDOW REPLACEMENT PERMIT
					977.25	830.88	-	153,920.00	
December 2013: 57 Permits; 18 New Housing Units; \$8,413,544.00 Valuation					21,931.50	24,724.38	69,332	8,413,544.00	
December 2012: 55 Permits; 19 New Housing Units; \$3,733,388 Valuation									

Month of December

THIRTY YEAR BUILDING PERMIT COMPARISON

Year	Housing		YTD Valuation	YTD Permits	YTD Units
	Dec-13 Permits	Units			
2013	57	18	8,413,544	477	241
2012	12	19	3,733,388	420	223
2011	65	9	5,611,023	1783	189
2010	121	12	6,195,067	3072	206
2009	44	6	2,218,610	1274	180
2008	68	5	3,831,004	1044	249
2007	45	25	11,802,228	900	758
2006	57	51	10,962,014	832	670
2005	30	49	8,580,985	893	954
2004	61	68	16,112,357	964	879
2003	41	41	14,860,019	853	614
2002	55	60	5,734,666	806	526
2001	45	42	4,009,425	682	422
2000	25	41	3,554,059	629	415
1999	34	12	5,699,393	672	546
1998	35	33	3,617,603	736	423
1997	36	31	2,843,423	787	309
1996	31	12	1,318,553	757	454
1995	54	29	3,536,645	736	474
1994	29	21	2,210,391	493	323
1993	23	14	2,317,422	533	339
1992	29	22	1,864,515	442	231
1991	21	13	1,151,439	340	215
1990	9	3	6,731,478	229	106
1989	6	4	417,420	166	80
1988	6	3	241,560	137	47
1987	9	2	208,800	190	48
1986	12	6	592,304	236	113
1985	9	7	185,452	272	183
1984	20	17	1,279,088	334	228



Figures are for December-13	Housing Starts			Remodels & Additions (includes fences, garages & reroofs)			
	Permits\Units	Valuation	Sq Footage		#	Valuation	
Single Family	8	2,263,337.00	24,768	Residential	10	153,920.00	
Duplex	2\4	767,533.00	4,142	Commercial	16	1,537,359.00	
Multi-Plex							
Townhome	10	3,477,078.00	36,280				
Other							
Total New:	18	\$ 6,507,948.00	65,190	CITY			
					COMMERCIAL STARTS		
					Bldgs	Valuation	Sq Footage

IMPACT FEES 2013

MONTH	STREET	FIRE	WATER	WW	MONTHLY	YTD
January	88,225.32	19,923.20	97,178.16	82,496.92	287,823.60	287,823.60
February	123,589.00	12,756.00	81,620.00	51,384.00	269,349.00	557,172.60
March	246,189.30	25,787.00	151,204.00	99,242.00	522,422.30	1,079,594.90
April	259,267.09	25,876.66	138,091.34	87,998.13	511,233.22	1,590,828.12
May	259,771.40	22,134.29	161,034.79	93,017.31	535,957.79	2,126,785.91
June	231,825.44	21,132.51	97,632.38	59,719.12	410,309.45	2,537,095.36
July	340,093.19	43,066.25	196,513.81	108,976.89	688,650.14	3,225,745.50
August	188,345.29	17,041.00	134,625.88	76,106.78	416,118.95	3,641,864.45
September	130,706.09	12,867.52	106,066.04	59,709.14	309,348.79	3,951,213.24
October	326,247.90	32,214.37	176,906.44	112,089.25	647,457.96	4,598,671.20
November	651,311.00	49,599.02	385,643.57	210,621.30	1,297,174.89	5,895,846.09
December	82,037.36	7,041.00	59,220.91	31,925.41	180,224.68	6,076,070.77

BUILDING REVENUE, FISCAL YEAR 2014

MONTH	BUILDING	PLAN REVIEW	ELECTRIC	MECHANICAL/ PLUMBING	Fire Alarm/ Suppression	Penalty/ Other Fees	Monthly	YTD
June, 14							-	
May, 14							-	
April, 14							-	
March, 14							-	
February, 14							-	
January, 13							-	
December, 13	21,248.75	34,230.71	3,982.25	5,247.50	549.00	375.00	65,633.21	670,415.87
November, 13	91,220.22	23,287.38	6,642.25	9,408.50	1,131.00	1,508.75	133,198.10	604,782.66
October, 13	47,153.32	41,326.38	9,018.75	11,164.45	535.50	1,453.50	110,651.90	471,584.56
September, 13	30,578.46	23,115.86	4,167.61	10,226.89	953.25	1,087.50	70,129.57	360,932.66
August, 13	43,719.50	76,734.38	7,969.00	22,744.76	2,455.75	225.00	153,848.39	290,803.09
July, 13	79,060.82	37,101.16	7,336.82	12,161.90	909.50	384.50	136,954.70	136,954.70