

City of Bozeman



BUILDING INSPECTION DIVISION

BUILDING PERMIT REPORT

AUGUST 2013/FY 2014

FISCAL YEAR 2014

| | Aug-2013 | | Aug-2012 | | YTD as of August - 2013 | | YTD as of August - 2012 | |
|--------------------------------|---------------------|------------------------|---------------------|------------------------|-------------------------|-------------------------|-------------------------|-------------------------|
| | THIS MONTH - FY2013 | | THIS MONTH - FY2012 | | YEAR TO DATE - FY2013 | | YEAR TO DATE - FY2012 | |
| NEW CONSTRUCTION | NO | VALUATION | NO | VALUATION | NO. | VALUATION | NO | VALUATION |
| SINGLE FAMILY | 34 | \$ 8,479,476.00 | 27 | \$ 7,659,902.00 | 92 | \$ 22,180,513.00 | 56 | \$ 14,021,161.00 |
| DUPLEX | | | 4 | \$ 1,019,397.00 | 2 | \$ 799,078.00 | 4 | \$ 1,019,397.00 |
| MULTI-FAMILY AUGUTS UNITS -32 | 4 | \$ 4,213,174.00 | | | 9 | \$ 5,735,251.00 | | |
| AUNNUAL TOTAL UNITS -78 | | | | | 0 | | | |
| MISC (GARAGE, SHED, ADU ETC.) | 7 | \$ 1,029,097.00 | 2 | \$ 22,400.00 | 17 | \$ 170,263.00 | 2 | \$ 22,400.00 |
| ASSEMBLY | | | 1 | \$ 939,652.00 | 0 | | 1 | \$ 939,652.00 |
| BUSINESS | 2 | \$ 1,255,921.00 | | | 2 | | | |
| EDUCATIONAL | | | | | 0 | | | |
| FACTORY | | | | | 0 | | | |
| HAZARDOUS | | | | | 0 | | | |
| INSTITUTIONAL | | | | | 1 | \$ 7,739,564.00 | | |
| MERCHANTILE | | | | | 1 | \$ 855,486.00 | 1 | \$ 1,151,150.00 |
| MOTEL/HOTEL | | | | | 0 | \$ - | | |
| STORAGE | | | | | 2 | \$ 65,770.00 | | |
| TOTAL | 43 | 14,977,668.00 | 34 | \$ 9,641,351.00 | 126 | \$ 37,545,925.00 | 60 | \$ 17,153,760.00 |
| ADDITION/REMODEL | NO. | VALUATION | NO. | VALUATION | NO. | VALUATION | NO. | VALUATION |
| RESIDENTIAL | 45 | 617,833.00 | 30 | 926,127.00 | 182 | 2,696,463.00 | 107 | 1,152,503.00 |
| COMMERCIAL | 20 | 713,023.00 | 28 | 4,679,209.00 | 94 | 7,150,519.00 | 46 | 1,758,286.00 |
| TOTAL | 65 | \$ 1,330,856.00 | 153 | \$ 2,910,789.00 | 276 | \$ 9,846,982.00 | 153 | \$ 2,910,789.00 |
| CONSTRUCTION VALUE | | | | | | | | |
| REVENUE | NO | AMOUNT | NO | AMOUNT | NO | AMOUNT | NO | AMOUNT |
| BUILDING | 108 | 43,719.50 | 192 | 39,836.21 | 398 | 119,380.82 | 228 | \$84,897 |
| PLAN CHECK | 286 | 76,734.38 | 105 | 62,576.15 | 412 | 138,678.80 | 206 | \$98,027 |
| ELECTRICAL | 96 | 7,969.00 | 76 | 6,215.00 | 171 | 15,305.82 | 157 | \$12,320 |
| PLUMBING/MECHANICAL | 185 | 22,744.76 | 119 | 9,359.50 | 330 | 34,906.66 | 170 | \$13,102 |
| FIRE ALARM/SUPPRESSION SYSTEMS | 22 | 2,455.75 | | | 25 | 2,840.25 | 2 | \$114 |
| DEMOLITION | 1 | 75.00 | 6 | 450.00 | 5 | 375.00 | 11 | \$825 |
| CODE ENFORCEMENT | | | | | 0 | - | 8 | \$600 |
| SIGNS PERMITS | 9 | 587.25 | | | 16 | 960.25 | 11 | \$1,077 |
| PENALTIES | 3 | 225.00 | 6 | 409.25 | 3 | 225.00 | 5 | \$375 |
| Extensions-Permits & Apps | 2 | 150.00 | 5 | 375.00 | 3 | 225.00 | 3 | \$225 |
| INSPECTION FEES | 1 | 35.00 | | | 6 | 488.15 | 43 | \$94 |
| MISC REVENUE | | | 29 | 63.00 | 0 | - | 24 | 2,300.00 |
| TOTAL | 713 | \$ 154,695.64 | 538 | \$ 119,284.11 | 1369 | \$ 313,385.75 | 868 | \$ 213,956.00 |

Mr Chris Kukulski
 City Manager
 PO Box 1230
 Bozeman MT 59771

Dear Mr Kukulski:

The following report is submitted to show the permits issued and fees charged for the month of **August 2013**. The list of building, plumbing and electrical permits are attached in addition to the monthly and yearly summary of housing and commercial building activity.

| | 2013 | | 2012 | |
|------------------------------------|-------------|-------------------|------------|----------------------|
| | No. | Fee | No. | Fee |
| Electrical Permits | 96 | 7,969.00 | 76 | 5,586.00 |
| Plumbing/Mechanical Permits | 185 | 22,744.76 | 104 | 7,502.50 |
| Moving Permits | | | 5 | 375.00 |
| Demolition Permits | 1 | 75.00 | 2 | 114.00 |
| Fire Alarm/Supression Systems | 22 | 2,455.75 | 3 | 225.00 |
| Inspection Fees | 1 | 35.00 | 8 | 600.00 |
| Code Enforcement | | | 1 | |
| Penalty Fees | 3 | 225.00 | 12 | 1,534.50 |
| Plan Check Fees | 286 | 76,734.38 | 100 | 35,363.03 |
| Building Permits | | | 166 | 48,149.61 |
| SUB-TOTALS: | 594 | 110,238.89 | 477 | 99450 |
| Other Bldg Div Rev. | | | 12 | 24.50 |
| New Water - Residential | | | 29 | 7,812.90 |
| Water Payback Fees | | | | |
| New Water Meter | 52 | 9,719.30 | 1 | 725.61 |
| New Sewer - Residential | 45 | 945.00 | 33 | 714.00 |
| New Sewer - Commercial | | | 1 | 21.00 |
| Water/Sewer Inspection Fee | 45 | 4,500.00 | 33 | 3,300.00 |
| Water Renewal | | | | |
| Sewer Renewal | | | | |
| Eng. Maps/Prints/Docs | | | | |
| Floodplain Dev. Permits | 1 | 100.00 | | |
| Waste Water Dischg. Permits | | | | |
| Degredation Permit | 3 | 512.10 | | |
| Street Cut Permits | 3 | 150.00 | | |
| Street/Alley Vacation Fees | | | | |
| Cash-in-Lieu of Water Rights | | | 1 | 68,048.74 |
| Other Eng. Misc. Rev. | 17 | 1,881.00 | | |
| Planning Docs/Maps | 5 | 34.75 | 2 | 28.50 |
| Master Plan Amendment | | | | |
| Subdivision Review Fees | | | | |
| Improvements Agreement | | | | |
| Other Planning Div. Rev. | 26 | 908.25 | | |
| Zoning/Comm. Dev. Docs/Maps | | | | |
| Certificate of Appropriateness COA | | | | |
| Zone Map/Code Amendments | | | | |
| Storm Water Permits | 3 | 225.00 | 5 | 350.00 |
| Planning & Zoning | 44 | 20,590.85 | 57 | 30,616.60 |
| Annexation Fees | | | | |
| V & A - Appeals | | | | |
| V & A - Variances | | | | |
| Other Zoning/CD Rev/Sign Tag | | | 23 | 1,126.75 |
| Planned Unit Development - PUD | | | | |
| Street Impact Fees | 43 | 188,345.29 | 34 | 203,661.71 |
| Fire Impact Fees | 45 | 17,041.00 | 32 | 29,432.04 |
| Water Impact Fees | 45 | 134,625.88 | 30 | 130,602.19 |
| WasteWater Impact Fees | 45 | 76,106.78 | 31 | 150,141.82 |
| SUB-TOTAL: | 422 | 455,685.20 | 324 | \$ 626,606.36 |
| TOTAL RECEIPTS: | 1016 | 565,924.09 | 801 | \$ 726,056.00 |

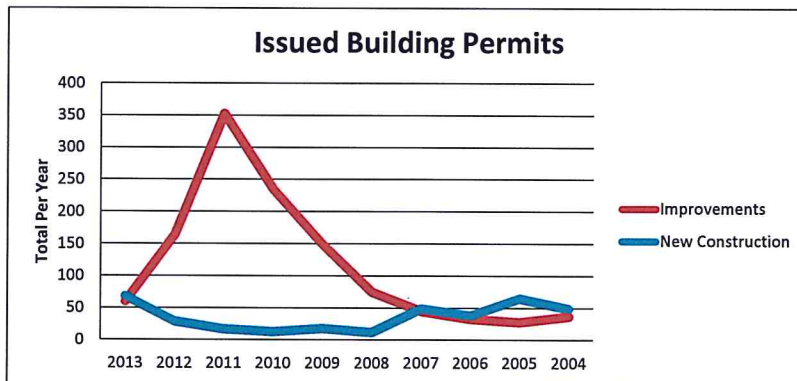
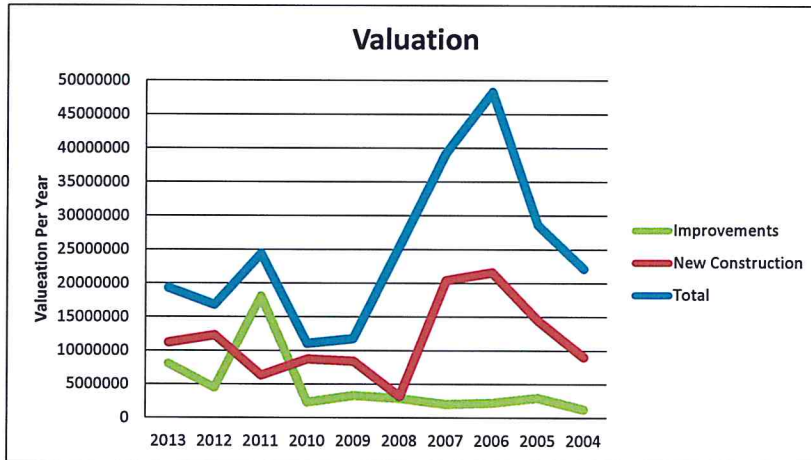
Respectfully submitted,

Bob Risk
 Chief Building Official

**SINGLE MONTH COMPARISON FOR 10 YEAR BUILDING PERMITS
BUILDING DEPARTMENT -- CITY OF BOZEMAN**

| | BP\U | Aug-13 Valuation | BP\U | Aug-12 Valuation | BP\U | Aug-11 Valuation | BP\U | Aug-10 Valuation | BP\U | Aug-09 Valuation |
|-------------------------|------------|----------------------|------------|---------------------|------------|---------------------|------------|---------------------|------------|---------------------|
| New Construction | | | | | | | | | | |
| Single Family | 34 | 8,479,476.00 | 24 | 5,719,850 | 14 | 3,540,936 | 12 | 3,330,798 | 6 | 1,256,302 |
| Multi Family | 4 | 4,213,174.00 | | | | | | | 1 | 255,945 |
| Duplex | | | 4 | 641,409 | 2 | 370,012 | | | 2 | 374,536 |
| Townhomes | | | 1 | 1,151,150 | 1 | 1,878,267 | 1 | 3,914,605 | 9 | 7,427,754 |
| Commercial | 2 | 1,255,921.00 | | | | | | | 0 | 239,641 |
| Other | 7 | 1,029,097.00 | | | | | | | | |
| SUB-TOTAL | 47 | 14,977,668.00 | 29 | 7,512,409 | 17 | 5,789,215 | 13 | 7,245,403 | 18 | 9,554,178 |
| Improvements | | | | | | | | | | |
| Residential | 45 | 617,833.00 | 107 | 1,152,503 | 241 | 3,079,622 | 192 | 1,512,964 | 116 | 1,326,205 |
| Commercial | 20 | 713,023.00 | 46 | 1,758,286 | 100 | 4,084,112 | 35 | 1,865,226 | 24 | 1,902,503 |
| Fire Supression Systems | 13 | 2,031.50 | | | 5 | 141,700 | 5 | 18,243 | 4 | 32,989 |
| Other | | | 12 | 155,462 | 7 | 132,835 | 3 | 35,160 | 5 | 18,588 |
| SUB-TOTAL | 78 | 1,332,887.50 | 165 | 3,066,251 | 353 | 7,438,269 | 235 | 3,431,593 | 149 | 3,280,285 |
| TOTAL PERMITS | 125 | 16,310,556 | 194 | 10,578,660 | 370 | 13,227,484 | 248 | 10,676,996 | 167 | 12,834,463 |

| | BP\U | Aug-08 Valuation | BP\U | Aug-07 Valuation | BP\U | Aug-06 Valuation | BP\U | Aug-05 Valuation | BP\U | Aug-04 Valuation |
|-------------------------|------------|---------------------|------------|---------------------|------------|---------------------|------------|---------------------|------------|---------------------|
| New Construction | | | | | | | | | | |
| Single Family | 8 | 1,874,224 | 20 | 4,440,411 | 22 | 5,214,287 | 19 | 3,252,441 | 18 | 3,203,582 |
| Multi Family | 1 | 651,649 | 1 | 771,673 | 4 | 2,273,411 | 5 | 9,520,452 | 19 | 7,477,057 |
| Duplex | 3 | 1,030,333 | 3 | 1,155,924 | 5 | 1,950,382 | 11 | 2,667,065 | 2 | 492,748 |
| Townhomes | 8 | 1,281,408 | 6 | 578,556 | 10 | 1,018,450 | 2 | 285,563 | 6 | 762,592 |
| Commercial | 1 | 2,361,974 | 5 | 8,838,188 | 4 | 674,723 | 4 | 1,520,043 | 2 | 249,308 |
| Other | | | 1 | 7,400 | 2 | 12,000 | | | 3 | 34,000 |
| SUB-TOTAL | 21 | 8,930,528 | 36 | 15,410,339 | 47 | 25,587,198 | 41 | 17,643,892 | 50 | 14,755,008 |
| Improvements | | | | | | | | | | |
| Residential | 119 | 1,232,187 | 23 | 981,398 | 22 | 328,810 | 22 | 328,810 | 26 | 169,910 |
| Commercial | 15 | 2,347,586 | 19 | 2,188,819 | 14 | 1,829,331 | 14 | 1,829,331 | 10 | 1,421,850 |
| Fire Supression Systems | 3 | 36,465 | 7 | 215,062 | 3 | 58,800 | 3 | 58,800 | | |
| Other | 1 | 6,000 | 5 | 18,824 | 3 | 35,000 | 3 | 35,000 | | |
| SUB-TOTAL | 75 | 14,768,051 | 54 | 3,404,103 | 42 | 2,251,941 | 42 | 2,251,941 | 36 | 1,591,760 |
| TOTAL PERMITS | 221 | 40,009,135 | 284 | 29,393,102 | 459 | 41,066,623 | 331 | 30,572,829 | 253 | 29,181,231 |



AUGUST 2013 - BUILDING PERMITS

| DATE | PERMIT # | ADDRESS | OWNER | CONTRACTOR | PERMIT FEE | PLAN CHECK | SQ FOOT | VALUATION | DESCRIPTION |
|----------|-----------------|---------------------|--------------------------------|--------------------------------|-----------------|-----------------|---------------|---------------------|--------------------------------|
| 08/05/13 | 13 19234 507 E | BOND | CLICK, DIANE C & KEVIN R | | 79.50 | 51.68 | - | 7,200.00 | COMM ALTERATION |
| 08/09/13 | 13 18613 721 S | 9TH | FARGOT, HENRY C | VIDMAR CONSTRUCTION, INC | 26.75 | 73.94 | - | 8,500.00 | COMM ALTERATION |
| 08/26/13 | 13 18677 2911 W | MAIN | Gallatin Mall Group LLC | LANGLAS & ASSOCIATES, INC | 211.75 | - | 12,500 | 1,053,625.00 | COMM STORES & CUSTOMER SERVICE |
| 08/28/13 | 13 19299 606 N | 7TH | KIMMIT PROPERTIES | DICK ANDERSON CONSTRUCTION,INC | 576.00 | 740.56 | 2,400 | 202,296.00 | COMM STORES & CUSTOMER SERVICE |
| 08/12/13 | 13 19476 4307 | PALISADE | KEN LECLAIR | LECLAIR CONSTRUCTION | 61.00 | 56.48 | 336 | 17,828.00 | COMM STRUCTURES OTHER THAN BLD |
| 08/01/13 | 13 19136 0 | MSU - SWINGLE HEALT | MSU CAMPUS | | 230.75 | 243.59 | - | 30,000.00 | COMM TENANT IMPROVEMENT |
| 08/07/13 | 13 19321 822 | STONERIDGE | KIT YAN CHU | MARTEL CONSTRUCTION, INC | 184.50 | 119.93 | - | 22,000.00 | COMM TENANT IMPROVEMENT |
| 08/08/13 | 13 19368 0 | MSU - RENNE LIBRARY | MONTANA STATE UNIVERSITY | MSU FACILITY SERVICES | 456.00 | 296.40 | - | 90,000.00 | COMM TENANT IMPROVEMENT |
| 08/08/13 | 13 19432 2415 W | MAIN | WEST MAIN PROPERTIES LLC | | 446.00 | 412.95 | - | 2,800.00 | COMM TENANT IMPROVEMENT |
| 08/13/13 | 13 19485 2155 | ANALYSIS | TAKEDA PHARMACEUTICALS USA IN | CLAIR W DAINES, INC | 162.00 | 105.30 | - | 19,000.00 | COMM TENANT IMPROVEMENT |
| 08/15/13 | 12 18051 721 S | 9TH | FARGOT, HENRY C | VIDMAR CONSTRUCTION, INC | 139.50 | 205.73 | - | 15,000.00 | COMM TENANT IMPROVEMENT |
| 08/21/13 | 13 19170 1102 E | CURTISS | CITY OF BOZEMAN | CXT INCORPORATED | - | 360.59 | - | 97,203.00 | COMM TENANT IMPROVEMENT |
| 08/26/13 | 13 19536 2165 | DURSTON | FELLOWSHIP HALL INC | | 337.00 | 312.03 | 1,404 | 30,000.00 | COMM TENANT IMPROVEMENT |
| 08/28/13 | 13 19380 407 W | MAIN | HARRINGTONS INC | | 147.00 | 80.93 | - | 14,000.00 | COMM TENANT IMPROVEMENT |
| 08/29/13 | 13 19485 2155 | ANALYSIS | TAKEDA PHARMACEUTICALS USA IN | CLAIR W DAINES, INC | 34.25 | 22.26 | - | 19,000.00 | COMM TENANT IMPROVEMENT |
| 08/07/13 | 13 19453 205 N | 11TH | BOZEMAN SCHOOL DISTRICT #7 | | 306.75 | - | - | 45,985.00 | COMMERCIAL REROOF |
| 08/13/13 | 13 19496 612 E | MAIN | MITCH SIMPKINS | SICKLER RESIDENTIAL ROOFING | 268.75 | - | - | 37,590.00 | COMMERCIAL REROOF |
| 08/16/13 | 13 19506 2275 N | 7TH | MURDOCH FAMILY LTD PARTNERSH | | 765.25 | 497.41 | - | 195,785.00 | COMMERCIAL REROOF |
| 08/19/13 | 13 19527 420 N | 7TH | COOPER, MONTE LEE | | 72.00 | - | - | 6,685.00 | COMMERCIAL REROOF |
| 08/26/13 | 13 19561 625 N | 7TH | HALEY ENTERPRISES LLC | SICKLER ROOFING SERVICE | 139.50 | - | - | 15,275.00 | COMMERCIAL REROOF |
| | | | | | 4,644.25 | 3,579.78 | 16,640 | 1,929,772.00 | |
| 8/2/2013 | 13 19412 205 N | 11TH | BOZEMAN SCHOOL DISTRICT #7 | SIGNS NOW | 26.75 | 17.39 | - | 52,500.00 | SIGN PERMIT |
| 08/02/13 | 13 19413 85 W | KAGY | MIKE BASILE | SIGNS NOW | 49.50 | 32.18 | - | 3,500.00 | SIGN PERMIT |
| 08/07/13 | 13 19445 241 E | MAIN | HELORI GRAFF | | 57.00 | 37.05 | - | 3,000.00 | SIGN PERMIT |
| 08/12/13 | 13 19478 2405 W | MAIN | ZIMBRIC LLC | GALLATIN VALLEY SIGNS LTD/DBA | 26.75 | 17.39 | - | 997.00 | SIGN PERMIT |
| 08/14/13 | 13 19468 1612 W | MAIN | AMERICAN BANK OF MONTANA | SIGNS NOW | 109.50 | 71.18 | - | 11,522.00 | SIGN PERMIT |
| 08/15/13 | 13 19183 111 E | MENDENHALL | GALLATIN VALLEY HEALTH & FIT | MEDIA STATION DESIGN WORKS | 49.50 | 32.18 | - | 4,000.00 | SIGN PERMIT |
| 08/19/13 | 13 19490 2911 W | MAIN | STEVE CORNING | GALLATIN VALLEY SIGNS LTD/DBA | 94.50 | 61.43 | - | 10,000.00 | SIGN PERMIT |
| 08/20/13 | 13 19532 420 N | 7TH | COOPER, MONTE LEE | SIGNS WEST | 26.75 | 17.39 | - | 1,100.00 | SIGN PERMIT |
| 08/26/13 | 13 19533 1601 W | MAIN | BOZEMAN SHOPPING CENTER LLC | | 147.00 | 95.55 | - | 16,500.00 | SIGN PERMIT |
| | | | | | 268.25 | 174.37 | - | 27,600.00 | |
| 08/21/13 | 13 19397 608 N | TRACY | LAZAR, ARRON DAVIS & JENNY Z | | 482.00 | 446.28 | 1,450 | 97,414.00 | RES ACCESSORY DWELLING UNIT |
| 08/07/13 | 13 18696 2763 | HEDGEROW | M & S Holdings | TRIPLE MT CONSTRUCTION | 479.00 | 443.51 | 2,057 | 186,038.00 | RES ATTACHED SFD |
| 08/07/13 | 13 18697 2777 | HEDGEROW | M & S Holdings | TRIPLE MT CONSTRUCTION | 479.00 | 443.51 | 2,057 | 186,038.00 | RES ATTACHED SFD |
| 08/12/13 | 13 19079 531 | STAFFORD | COOK, GENE E | DAVIS DEVELOPMENT LLC | 276.00 | 255.55 | 1,187 | 84,889.00 | RES ATTACHED SFD |
| 08/27/13 | 13 18785 2754 | HEDGEROW | SHANE COLLINS CONSTRUCTION INC | SHANE COLLINS CONSTRUCTION INC | 399.00 | 184.72 | 2,310 | 210,855.00 | RES ATTACHED SFD |
| 08/27/13 | 13 18786 2750 | HEDGEROW | SHANE COLLINS CONSTRUCTION INC | SHANE COLLINS CONSTRUCTION INC | 454.00 | 210.18 | 2,629 | 246,035.00 | RES ATTACHED SFD |
| 08/06/13 | 13 19347 519 S | WILLSON | JOE ROSSON | ROCKY MOUNTAIN WOODWRIGHT INC | 26.75 | 17.39 | 264 | - | RES GARAGES & CARPORTS |
| 08/01/13 | 13 19115 2234 | HOOVER | MURRAY, CRAIG R | FORTIN CONSTRUCTION LLC | 454.00 | 420.36 | 1,949 | 178,035.00 | RES SINGLE FAMILY DWELLING |
| 08/01/13 | 13 19116 2246 | HOOVER | MURRAY, CRAIG R | FORTIN CONSTRUCTION LLC | 454.00 | 420.36 | 1,949 | 178,035.00 | RES SINGLE FAMILY DWELLING |
| 08/01/13 | 13 19252 2347 | BOYLAN | SAUNDERS, EDWARD & JAIME | EXCELSIOR HOMEBUILDERS, INC | 651.00 | 602.76 | 2,797 | 254,511.00 | RES SINGLE FAMILY DWELLING |
| 08/01/13 | 13 19263 449 | STAFFORD | SWIFTCURRENT BUILDERS LLC | SWIFTCURRENT BUILDERS LLC | 465.00 | 430.54 | 2,000 | 179,802.00 | RES SINGLE FAMILY DWELLING |
| 08/01/13 | 13 19270 1123 | MEAGHER | BEITMAN, ROBERT & TREVOR | ROBINSON CONSTRUCTION | 689.00 | 637.95 | 2,960 | 273,034.00 | RES SINGLE FAMILY DWELLING |
| 08/06/13 | 13 19117 2258 | HOOVER | MURRAY, CRAIG R | FORTIN CONSTRUCTION LLC | 454.00 | 420.36 | 1,949 | 178,035.00 | RES SINGLE FAMILY DWELLING |
| 08/06/13 | 13 19118 2260 | HOOVER | MURRAY, CRAIG R | FORTIN CONSTRUCTION LLC | 454.00 | 420.36 | 1,949 | 178,035.00 | RES SINGLE FAMILY DWELLING |
| 08/07/13 | 13 19235 2215 N | FERGUSON | KELLY, EMILY J & | DAVIS DEVELOPMENT LLC | 860.00 | 796.27 | 3,697 | 336,165.00 | RES SINGLE FAMILY DWELLING |
| 08/09/13 | 13 19229 2329 | BOYLAN | LOHMAN, CLINT | | 628.00 | 581.47 | 2,700 | 286,011.00 | RES SINGLE FAMILY DWELLING |
| 08/09/13 | 13 19254 3115 | SPRING RIDGE | ALPENGLow | ALPENGLow HOMES INC | 497.00 | 460.17 | 2,137 | 195,901.00 | RES SINGLE FAMILY DWELLING |
| 08/12/13 | 13 19078 531 | STAFFORD | COOK, GENE E | DAVIS DEVELOPMENT LLC | 644.00 | 596.28 | 2,769 | 293,320.00 | RES SINGLE FAMILY DWELLING |
| 08/12/13 | 13 19298 4518 | BRISBIN | BRITTON, AARON S/JENNIFER D W | ANDERS LEWENDAL CONST, INC | 659.00 | 610.17 | 2,832 | 252,402.00 | RES SINGLE FAMILY DWELLING |
| 08/13/13 | 13 19383 2490 | ANNIE | KRESGE CONSTRUCTION INC | | 520.00 | 481.47 | 2,340 | 210,398.00 | RES SINGLE FAMILY DWELLING |
| 08/14/13 | 13 19210 4830 | VINE | RIVER ROCK INVESTMENTS LLC | MOUNTAIN HIGH HOMES INC | 774.00 | 358.32 | 3,325 | 303,964.00 | RES SINGLE FAMILY DWELLING |
| 08/14/13 | 13 19343 3119 | SPRING RIDGE | APLENGLOW | | 477.00 | 220.83 | 2,137 | 195,901.00 | RES SINGLE FAMILY DWELLING |
| 08/15/13 | 13 19029 1081 | FORESTGLEN | MT. VIEW HOMES INC | AARON MILLS CONSTRUCTION | 471.00 | 436.10 | 2,025 | 184,037.00 | RES SINGLE FAMILY DWELLING |
| 08/15/13 | 13 19203 1070 | SAXON | STEVE MILLS | AARON MILLS CONSTRUCTION | 672.00 | 622.20 | 2,890 | 254,844.00 | RES SINGLE FAMILY DWELLING |
| 08/15/13 | 13 19297 3409 S | 27TH | VENTURE DEVELOPEMENT | BRIDGER CREEK BUILDERS | 839.00 | 388.41 | 3,605 | 328,073.00 | RES SINGLE FAMILY DWELLING |

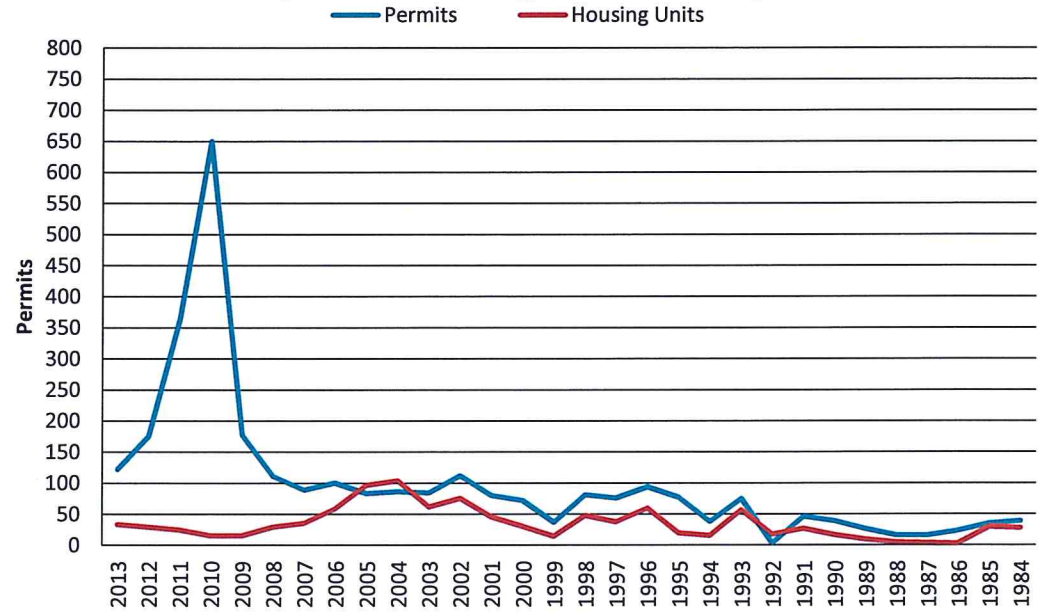
| DATE | PERMIT # | | ADDRESS | OWNER | CONTRACTOR | PERMIT FEE | PLAN CHECK | SQ FOOT | VALUATION | DESCRIPTION |
|----------|----------|--------|-------------|--------------------------------|--------------------------------|------------------|------------------|----------------|----------------------|----------------------------|
| 08/16/13 | 13 19100 | 2310 | BOYLAN | CATTANEO, ANTHONY R & TAHNEE | CONCEPT CONTRACTING | 793.00 | 734.24 | 3,408 | 316,590.00 | RES SINGLE FAMILY DWELLING |
| 08/16/13 | 13 19334 | 2372 | BOYLAN | EBBIGHAUSEN HOMES | EBBIGHAUSEN HOMES INC | 662.00 | 612.95 | 2,997 | 264,130.00 | RES SINGLE FAMILY DWELLING |
| 08/19/13 | 13 19348 | 2359 | ARABIAN | SCHUELKE PROPERTIES | MATT COOPER CONSTRUCTION LLC | 689.00 | 637.95 | 3,065 | 289,444.00 | RES SINGLE FAMILY DWELLING |
| 08/20/13 | 13 19531 | 3308 S | 30TH | LEE & KERRY EVANS | MCGOUGH CONSTRUCTION INC | 1,684.00 | 1,474.40 | 4,816 | 564,885.00 | RES SINGLE FAMILY DWELLING |
| 08/21/13 | 13 19281 | 3431 S | 29TH | MCGOUGH CONSTRUCTION, INC. | MCGOUGH CONSTRUCTION INC | 679.00 | 628.69 | 2,918 | 264,883.00 | RES SINGLE FAMILY DWELLING |
| 08/21/13 | 13 19403 | 148 | BULL FROG | NORTON RANCH HOMES | NORTON RANCH HOMES, LLC | 478.75 | 443.27 | 2,033 | 183,430.00 | RES SINGLE FAMILY DWELLING |
| 08/22/13 | 13 19375 | 111 | POND LILY | NORTON RANCH HOMES | NORTON RANCH HOMES, LLC | 414.00 | 383.33 | 1,870 | 166,295.00 | RES SINGLE FAMILY DWELLING |
| 08/22/13 | 13 19376 | 242 | POND LILY | NORTON RANCH HOMES | NORTON RANCH HOMES, LLC | 452.00 | 418.51 | 2,033 | 183,430.00 | RES SINGLE FAMILY DWELLING |
| 08/22/13 | 13 19406 | 105 | POND LILY | NORTON RANCH HOMES | NORTON RANCH HOMES, LLC | 452.00 | 418.51 | 2,033 | 183,430.00 | RES SINGLE FAMILY DWELLING |
| 08/22/13 | 13 19408 | 286 | BULL FROG | NORTON RANCH HOMES | NORTON RANCH HOMES, LLC | 452.00 | 418.51 | 2,033 | 183,430.00 | RES SINGLE FAMILY DWELLING |
| 08/23/13 | 13 18939 | 3868 | POTOSI | JBE LLC | FORTIN CONSTRUCTION LLC | 497.00 | 460.17 | 2,136 | 194,538.00 | RES SINGLE FAMILY DWELLING |
| 08/23/13 | 13 18941 | 3852 | POTOSI | JBE LLC | FORTIN CONSTRUCTION LLC | 497.00 | 460.17 | 2,136 | 194,538.00 | RES SINGLE FAMILY DWELLING |
| 08/23/13 | 13 19342 | 3110 | SUMMER VIEW | MAHAR MONTANA HOMES LLC | ALPENGLow HOMES INC | 477.00 | 441.65 | 2,137 | 195,901.00 | RES SINGLE FAMILY DWELLING |
| 08/26/13 | 13 19337 | 2379 | BOYLAN | CARTER IV, FRANK | PEAK 15 LLC | 1,026.00 | 851.31 | 4,619 | 418,432.00 | RES SINGLE FAMILY DWELLING |
| 08/28/13 | 13 19296 | 3373 S | 27TH | BRIDGER PEAK CONSTRUCTION LLC | BRIDGER PEAK CONST G MEGAREL | 839.00 | 776.83 | 3,605 | 328,073.00 | RES SINGLE FAMILY DWELLING |
| 08/28/13 | 13 19416 | 4896 | VINE | COOK, GENE E | SWIFTCURRENT BUILDERS LLC | 704.00 | 651.83 | 3,165 | 287,544.00 | RES SINGLE FAMILY DWELLING |
| 08/07/13 | 13 18952 | 2232 | BAXTER | BAXTER SPRINGS LLC | CHASE-SKOGEN HOMES, INC | 3,038.00 | 1,406.24 | 13,065 | 1,383,975.00 | RES 5+ UNITS |
| 08/08/13 | 13 19331 | 5653 | SAXON | BOCKHAHN, DON & JEFF SVEEN | BOCKHAHN GENERAL CONTRACTING | 2,254.00 | 2,411.04 | 11,644 | 1,035,855.00 | RES 5+ UNITS |
| 08/08/13 | 13 19332 | 5625 | SAXON | BOCKHAHN CONSTRUCTION | BOCKHAHN GENERAL CONTRACTING | 2,254.00 | 1,043.48 | 11,644 | 1,035,855.00 | RES 5+ UNITS |
| 08/30/13 | 13 19163 | 730 | HAGGERTY | PARK WEST MONTANA SADDLE | PARK WEST MONTANA AT SADDLE VI | 1,787.00 | 1,654.58 | 7,684 | 757,489.00 | RES 5+ UNITS |
| | | | | | | 33,386.50 | 27,233.18 | 147,005 | 13,703,919.00 | |
| 08/01/13 | 13 19336 | 2708 | DONNA | GENE COOK | KARL COOK CONSTRUCTION INC | 64.50 | 59.72 | - | 6,000.00 | RES ALTERATION |
| 08/05/13 | 13 19428 | 310 E | KOCH | JACQUELINE P PERSONS TRUST | | 26.75 | 80.93 | - | 2,000.00 | RES ALTERATION |
| 08/05/13 | 13 19437 | 418 S | 15TH | 418 S 15TH LLC | | 79.50 | 51.68 | - | 8,000.00 | RES ALTERATION |
| 08/06/13 | 13 19291 | 1204 W | ALDERSON | SCURRY, KIMBERLY & JOHN P | SCURRY CONSTRUCTION | 132.00 | 171.60 | - | 15,000.00 | RES ALTERATION |
| 08/06/13 | 13 19346 | 519 S | WILLSON | JOE ROSSON | ROCKY MOUNTAIN WOODWRIGHT INC | 207.00 | 191.66 | - | 25,000.00 | RES ALTERATION |
| 08/06/13 | 13 19385 | 404 S | WILLSON | SARIKAYA, NECLA | WEPPLER CONSTRUCTION INC | 169.50 | 110.18 | - | 20,000.00 | RES ALTERATION |
| 08/06/13 | 13 19419 | 315 S | 13TH | CANN, CLAIRE J | TRANSFORMATIONS INC | 26.75 | 24.77 | - | 1,600.00 | RES ALTERATION |
| 08/07/13 | 13 19401 | 1429 | CHERRY | SCHMIDT, V HUGO & SHIRLEY A | | 26.75 | 17.39 | - | 900.00 | RES ALTERATION |
| 08/09/13 | 13 19289 | 405 S | TRACY | COMARATTA, MARK R & KATHLEEN | DEL SOL TECHNOLOGIES, INC | 109.50 | 76.05 | - | 12,000.00 | RES ALTERATION |
| 08/09/13 | 13 19470 | 221 S | 3RD | CARRIE & BOB RULE | | 57.00 | 37.05 | - | 5,000.00 | RES ALTERATION |
| 08/12/13 | 13 19350 | 1508 S | WILLSON | POPE, CHRISTOPHER S & MADELINE | A B PROJECT MANAGEMENT INC | 79.50 | 73.61 | - | 7,500.00 | RES ALTERATION |
| 08/12/13 | 13 19471 | 1310 S | GRAND | LINDEEN, ERIC G & | | 34.25 | 22.26 | - | 2,000.00 | RES ALTERATION |
| 08/14/13 | 13 19498 | 523 N | 20TH | BRISSONNEAUD ILENE A | | 26.75 | - | - | 280.00 | RES ALTERATION |
| 08/16/13 | 13 19374 | 505 | WESTRIDGE | O'CONNOR, KELLY J & KIMBERLY | | 259.25 | 168.51 | - | 36,000.00 | RES ALTERATION |
| 08/19/13 | 13 19500 | 1648 N | HUNTERS | GOODHARD, BENJAMIN J & WILLIAM | HARVEST SOLAR MT LLC | 79.50 | 51.68 | - | 7,935.00 | RES ALTERATION |
| 08/21/13 | 13 19473 | 610 N | GRAND | STOVER, RYON M | ANTHONY BROWN CONSTRUCTION | 154.50 | 100.43 | - | 18,000.00 | RES ALTERATION |
| 08/21/13 | 13 19552 | 317 | LINDLEY | LOCKIE, DAVID D & JENNIE L | RIPPEL'S CONSTRUCTION SERVICES | 57.00 | - | - | 5,000.00 | RES ALTERATION |
| 08/22/13 | 13 19268 | 402 N | 5TH | TRIPP, TIMOTHY B & | SAFRANEK CONSTRUCTION | 207.00 | 146.90 | - | 25,000.00 | RES ALTERATION |
| 08/22/13 | 13 19394 | 323 W | LAMME | WALES, DOUGLAS | | 494.75 | 458.09 | - | 101,563.00 | RES ALTERATION |
| 08/22/13 | 13 19535 | 4307 | BRENDEN | BRANDON, BERT N | ROSET AND ASSOCIATES INC | 87.00 | 56.55 | - | 8,500.00 | RES ALTERATION |
| 08/23/13 | 13 19365 | 1168 | SAXON | KAREN & DAVE STEINBERG | SHEDHORN CONSTRUCTION | 132.00 | 122.22 | - | 15,000.00 | RES ALTERATION |
| 08/27/13 | 13 19503 | 210 N | 9TH | DYKSTRA, CURTIS & LINDA | CORNERSTONE CONSTRUCTION LLC | 132.00 | 85.80 | - | 15,000.00 | RES ALTERATION |
| 08/28/13 | 13 19474 | 903 N | 15TH | BUCHANAN, BENJAMIN & JENNIFER | RIVERBEND BUILDERS, INC | 199.50 | 129.68 | - | 24,000.00 | RES ALTERATION |
| 08/29/13 | 13 19421 | 1417 S | CHURCH | VLASES, MICHAEL & | MARTEL CONSTRUCTION, INC | 400.75 | 260.49 | - | 72,400.00 | RES ALTERATION |
| 08/01/13 | 13 19411 | 520 S | WILLSON | SMITH, EUGENE H & PHYLLIS J | GUARDIAN RESTORATION, INC | 199.50 | - | - | 23,242.00 | RESIDENTIAL REROOF |
| 08/05/13 | 13 19423 | 3173 | ANNIE | MARQUIS, ROGER | ANDREWS CONSTRUCTION | 57.00 | - | - | 4,450.00 | RESIDENTIAL REROOF |
| 08/05/13 | 13 19424 | 1536 S | GRAND | NEVILLE, SAMUEL | YANT ROOFING | 49.50 | - | - | 3,400.00 | RESIDENTIAL REROOF |
| 08/05/13 | 13 19427 | 621 S | 10TH | CHELEDINAS, SCOTT | MERIDIAN ROOFING SERVICES, INC | 79.50 | - | - | 7,211.00 | RESIDENTIAL REROOF |
| 08/05/13 | 13 19436 | 110 E | GRANITE | SCHUSTER, RICHARD H & SUSAN L | | 87.00 | - | - | 8,200.00 | RESIDENTIAL REROOF |
| 08/05/13 | 13 19442 | 4673 | BEMBRICK | THE BLACKLEAF GROUP LLC | | 207.00 | - | - | 24,736.00 | RESIDENTIAL REROOF |
| 08/06/13 | 13 19435 | 317 | LINDLEY | LOCKIE, DAVID D & JENNIE L | TURNER CONTRACTING | 154.50 | - | - | 17,820.00 | RESIDENTIAL REROOF |
| 08/07/13 | 13 19464 | 807 N | GRAND | ARDESSON, NORMA | | 42.00 | - | - | 2,760.00 | RESIDENTIAL REROOF |
| 08/13/13 | 13 19493 | 205 E | GARFIELD | CHELEDINAS, SCOTT | MERIDIAN ROOFING SERVICES, INC | 87.00 | - | - | 8,645.00 | RESIDENTIAL REROOF |
| 08/13/13 | 13 19494 | 311 W | BEALL | CHELEDINAS, SCOTT | MERIDIAN ROOFING SERVICES, INC | 72.00 | - | - | 6,150.00 | RESIDENTIAL REROOF |
| 08/15/13 | 13 19504 | 220 S | 18TH | VIAL, SAMUEL H, ARTHUR J & | YANT ROOFING | 245.00 | - | - | 32,021.00 | RESIDENTIAL REROOF |
| 08/21/13 | 13 19537 | 631 E | DAVIS | JACKSON, DON B & | | 42.00 | - | - | 3,000.00 | RESIDENTIAL REROOF |
| 08/21/13 | 13 19541 | 1015 E | BABCOCK | YELEY, ROBERT W & JEANNE L | | 87.00 | - | - | 8,850.00 | RESIDENTIAL REROOF |
| 08/22/13 | 13 19551 | 912 | ASTER | KARATH, JOHN F | JEFF CLEMENTS ROOFING | 87.00 | - | - | 8,500.00 | RESIDENTIAL REROOF |

| DATE | PERMIT # | ADDRESS | OWNER | CONTRACTOR | PERMIT FEE | PLAN CHECK | SQ FOOT | VALUATION | DESCRIPTION |
|--|----------|----------------|--------------------------------|------------------------------|------------------|------------------|-------------------|----------------------|---------------------------|
| 08/28/13 | 13 19565 | 1020 S 3RD | ANTONOPULOS, M BETH & | | 117.00 | - | - | 12,708.00 | RESIDENTIAL REROOF |
| 08/01/13 | 13 19410 | 4050 W BABCOCK | ASPEN PLACE HOA | GUARDIAN RESTORATION, INC | 26.75 | - | - | 1,950.00 | WINDOW REPLACEMENT PERMIT |
| 08/05/13 | 13 19426 | 74 N HANLEY | GARCIA, LORETTA | | 26.75 | - | - | 200.00 | WINDOW REPLACEMENT PERMIT |
| 08/08/13 | 13 19459 | 420 N 7TH | COOPER, MONTE LEE | | 252.00 | - | - | 3,500.00 | WINDOW REPLACEMENT PERMIT |
| 08/08/13 | 13 19467 | 823 W VILLARD | FOGARTY, WILLIAM & VIRGINIA | | 26.75 | - | - | 882.00 | WINDOW REPLACEMENT PERMIT |
| 08/12/13 | 13 19479 | 4050 W BABCOCK | ASPEN PLACE HOA | GUARDIAN RESTORATION, INC | 26.75 | - | - | 930.00 | WINDOW REPLACEMENT PERMIT |
| 07/19/13 | 13 19345 | 4050 W BABCOCK | ASPEN PLACE HOA | GUARDIAN RESTORATION, INC | 49.50 | - | - | 3,100.00 | WINDOW REPLACEMENT PERMIT |
| 07/25/13 | 13 19369 | 210 N 9TH | DYKSTRA, CURTIS & LINDA | CORNERSTONE CONSTRUCTION LLC | 42.00 | - | - | 2,900.00 | WINDOW REPLACEMENT PERMIT |
| 07/29/13 | 13 19387 | 501 S 3RD | WRIGHT, KATHLEEN & PETER AENGS | JESPERSON CONSTRUCTION INC | 57.00 | - | - | 4,680.00 | WINDOW REPLACEMENT PERMIT |
| | | | | | 5,420.50 | 2,534.30 | - | 628,513.00 | |
| | | | | | 43,719.50 | 33,521.63 | 163,645.00 | 16,289,804.00 | |
| August 2013: 122 Permits; 34 New Housing Units; \$16,289,804.00 Valuation | | | | | | | | | |

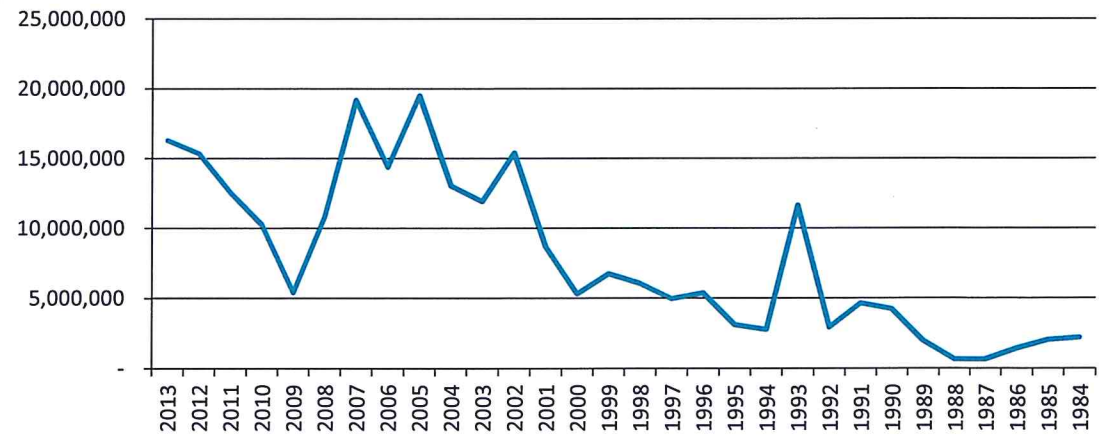
**Month of August
THIRTY YEAR BUILDING PERMIT COMPARISON**

| August | Housing | | Valuation | YTD | YTD |
|--------|---------|-------|------------|---------|-------|
| | Permits | Units | | Permits | Units |
| 2013 | 122 | 34 | 16,289,804 | 1328 | 253 |
| 2012 | 175 | 30 | 15,362,972 | 1206 | 219 |
| 2011 | 364 | 25 | 12,558,507 | 1376 | 130 |
| 2010 | 650 | 16 | 10,248,390 | 1424 | 166 |
| 2009 | 177 | 16 | 5,426,809 | 941 | 139 |
| 2008 | 111 | 30 | 10,821,826 | 562 | 192 |
| 2007 | 89 | 36 | 19,188,855 | 631 | 562 |
| 2006 | 100 | 59 | 14,379,734 | 576 | 459 |
| 2005 | 83 | 97 | 19,497,505 | 596 | 613 |
| 2004 | 86 | 104 | 13,043,140 | 664 | 540 |
| 2003 | 84 | 62 | 11,913,504 | 575 | 330 |
| 2002 | 112 | 76 | 15,389,799 | 522 | 273 |
| 2001 | 80 | 46 | 8,693,610 | 462 | 265 |
| 2000 | 72 | 31 | 5,322,933 | 421 | 256 |
| 1999 | 37 | 15 | 6,771,823 | 481 | 438 |
| 1998 | 81 | 48 | 6,078,321 | 529 | 248 |
| 1997 | 76 | 38 | 4,982,471 | 534 | 198 |
| 1996 | 94 | 60 | 5,389,655 | 525 | 352 |
| 1995 | 77 | 20 | 3,135,875 | 462 | 174 |
| 1994 | 38 | 16 | 2,775,018 | 329 | 185 |
| 1993 | 75 | 57 | 11,636,844 | 356 | 233 |
| 1992 | 3 | 18 | 2,934,925 | 300 | 151 |
| 1991 | 46 | 27 | 4,652,019 | 205 | 115 |
| 1990 | 39 | 17 | 4,253,683 | 160 | 81 |
| 1989 | 26 | 10 | 1,983,430 | 103 | 47 |
| 1988 | 16 | 5 | 647,080 | 86 | 28 |
| 1987 | 16 | 4 | 655,654 | 125 | 20 |
| 1986 | 23 | 3 | 1,429,448 | 150 | 81 |
| 1985 | 35 | 30 | 2,043,676 | 192 | 122 |
| 1984 | 39 | 28 | 2,205,188 | 231 | 150 |

Thirty Year Building Permit Comparison



Valuations



IMPACT FEES 2013

| MONTH | STREET | FIRE | WATER | WW | MONTHLY | YTD |
|-----------|------------|-----------|------------|------------|------------|--------------|
| January | 88,225.32 | 19,923.20 | 97,178.16 | 82,496.92 | 287,823.60 | 287,823.60 |
| February | 123,589.00 | 12,756.00 | 81,620.00 | 51,384.00 | 269,349.00 | 557,172.60 |
| March | 246,189.30 | 25,787.00 | 151,204.00 | 99,242.00 | 522,422.30 | 1,079,594.90 |
| April | 259,267.09 | 25,876.66 | 138,091.34 | 87,998.13 | 511,233.22 | 1,590,828.12 |
| May | 259,771.40 | 22,134.29 | 161,034.79 | 93,017.31 | 535,957.79 | 2,126,785.91 |
| June | 231,825.44 | 21,132.51 | 97,632.38 | 59,719.12 | 410,309.45 | 2,537,095.36 |
| July | 340,093.19 | 43,066.25 | 196,513.81 | 108,976.89 | 688,650.14 | 3,225,745.50 |
| August | 188,345.29 | 17,041.00 | 134,625.88 | 76,106.78 | 416,118.95 | 3,641,864.45 |
| September | | | | | | |
| October | | | | | | |
| November | | | | | | |
| December | | | | | | |

BUILDING REVENUE, FISCAL YEAR 2014

| MONTH | BUILDING | PLAN REVIEW | ELECTRIC | PLUMBING | Fire Alarm/Suppression | Penalty/Other Fees | Monthly | YTD |
|---------------|-----------|-------------|----------|-----------|------------------------|--------------------|------------|------------|
| June, 14 | | | | | | | - | 290,803.09 |
| May, 14 | | | | | | | - | 290,803.09 |
| April, 14 | | | | | | | - | 290,803.09 |
| March, 14 | | | | | | | - | 290,803.09 |
| February, 14 | | | | | | | - | 290,803.09 |
| January, 13 | | | | | | | - | 290,803.09 |
| December, 13 | | | | | | | - | 290,803.09 |
| November, 13 | | | | | | | - | 290,803.09 |
| October, 13 | | | | | | | - | 290,803.09 |
| September, 13 | | | | | | | - | 290,803.09 |
| August, 13 | 43,719.50 | 76,734.38 | 7,969.00 | 22,744.76 | 2,455.75 | 225.00 | 153,848.39 | 290,803.09 |
| July, 13 | 79,060.82 | 37,101.16 | 7,336.82 | 12,161.90 | 909.50 | 384.50 | 136,954.70 | 136,954.70 |

□

| Figures are for August-13 | Housing Starts | | | Remodels & Additions (includes fences, garages & reroofs) | | |
|-------------------------------------|-----------------------|---------------------|-------------------|---|--------------|--------------------------|
| | Permits\Units | Valuation | Sq Footage | | # | Valuation |
| Single Family | 34 | 8,479,476 | 91,014 | Residential | 45 | 617,833.00 |
| Duplex | | | | Commercial | 20 | 713,023.00 |
| Multi-Plex (8 Units Each) | 4 | 4,213,174 | 44,037 | | | COMMERCIAL STARTS |
| Townhome | | | | | Bldgs | Valuation |
| Other | | | | | | Sq Footage |
| Total New: | 38 | \$12,692,650 | 135,051 | CITY | 2 | 1,255,921.00 |