

# City of Bozeman



BUILDING INSPECTION DIVISION

## BUILDING PERMIT REPORT

April 2014/FY 2014

FISCAL YEAR 2014

	Apr-2014		Apr-2013		FYTD as of April 2014		FYTD as of April 2013	
	THIS MONTH - FY2014		THIS MONTH - FY2013		FY TO DATE - FY2014		FY TO DATE - FY2013	
<b>NEW CONSTRUCTION</b>	NO	VALUATION	NO	VALUATION	NO.	VALUATION	NO	VALUATION
SINGLE FAMILY	33	8,120,354.00	57	12,317,386.00	294	63,045,527.00	294	70,508,180.00
DUPLEX			2	774,322.00	6	1,566,611.00	11	3,592,027.00
MULTI-FAMILY April UNITS -			1	725,461.00	27	37,632,483.00	17	13,880,432.00
FISCAL TOTAL UNITS -425						425 UNITS		
MISC (GARAGE, SHED, ADU ETC.)			4	422,964.00	23	1,650,028.00	18	893,110.00
ASSEMBLY			2	4,023,214.00	-	-	7	8,197,588.00
BUSINESS	2	2,763,887.00			6	4,552,076.00	2	4,097,020.00
EDUCATIONAL			1	380,250.00	-	-	3	11,804,370.00
FACTORY					-	-		
HAZARDOUS					1	855,486.00		
INSTITUTIONAL					1	7,739,564.00		
MERCHANTILE					1	855,486.00	1	1,151,150.00
MOTEL/HOTEL					1	5,914,986.00	2	9,376,380.00
STORAGE			1	21,624.00	3	665,770.00	2	341,533.00
<b>TOTAL</b>	<b>35</b>	<b>10,884,241.00</b>	<b>68</b>	<b>18,665,221.00</b>	<b>299</b>	<b>118,532,328.00</b>	<b>346</b>	<b>80,386,984.00</b>
<b>ADDITION/REMODEL</b>	NO.	VALUATION	NO.	VALUATION	NO.	VALUATION	NO.	VALUATION
RESIDENTIAL	27	856,613.00	26	563,042.00	260	3,979,116.00	349	4,607,956.00
COMMERCIAL	15	1,867,321.00	32	4,361,445.00	162	12,654,759.00	274	14,371,510.00
<b>TOTAL</b>	<b>42</b>	<b>2,723,934.00</b>	<b>58</b>	<b>4,924,487.00</b>	<b>422</b>	<b>16,633,875.00</b>	<b>623</b>	<b>123,841,790.00</b>
<b>CONSTRUCTION VALUE</b>								
<b>REVENUE</b>	NO	AMOUNT	NO	AMOUNT	NO	AMOUNT	NO	AMOUNT
BUILDING	91	44,492.00	127	62,178.69	835	105,102.50	1,010	416,527.00
PLAN CHECK	461	117,880.97	140	102,571.34	1,920	379,849.37	775	456,819.00
ELECTRICAL	79	6,565.25	82	7,944.25	635	56,554.08	694	69,305.00
PLUMBING/MECHANICAL	101	11,227.80	131	11,133.75	1,055	96,407.86	947	84,045.00
FIRE ALARM /SPRINKLER SYSTEM	2	432.00			75	9,096.25	69	6,827.00
DEMOLITION	2	150.00	5	375.00	28	2,025.00	34	2,550.00
CODE ENFORCEMENT	1	75.00			2	150.00	4	1,049.00
SIGNS PERMITS	10	584.00			78	3,757.00		
PENALTIES	3	470.25	1	53.50	18	1,705.00	39	4,211.00
EXTENSION FEES	12	900.00	4	300.00	43	2,398.00	25	2,000.00
INSPECTION FEES	2	150.00	1	75.00	12	1,350.65	18	1,713.00
MISC REVENUE	3	31.50	3	7.02	2	1,126.50	63	551.00
<b>TOTAL</b>	<b>767</b>	<b>182,958.77</b>	<b>494</b>	<b>184,638.55</b>	<b>4,209</b>	<b>556,214.42</b>	<b>3,678</b>	<b>1,045,046.00</b>

Mr Chris Kukulski  
 City Manager  
 PO Box 1230  
 Bozeman MT 59771

Dear Mr Kukulski:

The following report is submitted to show the permits issued and fees charged for the month of **April 2014**. The list of building, plumbing and electrical permits are attached in addition to the monthly and yearly summary of housing and commercial building activity.

	2014		2013	
	No.	Fee	No.	Fee
Electrical Permits	79	6,565.25	82	7,944.25
Plumbing/Mechanical Permits	101	11,227.80	131	11,133.75
Moving Permits				
Demolition Permits	2	150.00	5	375.00
Fire Alarm/Suppression Systems	2	432.00	-	-
Inspection Fees	2	150.00	1	75.00
Sign Permits	10	584.00	-	-
Code Enforcement	1	75.00	4	300.00
Penalty Fees	3	470.25	1	53.50
Plan Check Fees	461	117,880.97	140	102,571.34
Building Permits	91	44,492.00	127	62,178.69
<b>SUB-TOTALS:</b>	<b>752</b>	<b>182,027.27</b>	<b>491</b>	<b>184,631.53</b>
Other Bldg Div Rev.				
Water Payback Fees				
New Water	39	12132.94	64	16,667.52
New Sewer	38	793.09	63	1,323.00
Water/Sewer Inspection Fee	38	3700	63	6,300.00
Water Renewal				
Sewer Renewal				
Eng. Maps/Prints/Docs	5	201.75	4	91.25
Floodplain Dev. Permits				
Wastewater Permit				
Degradation Permit	2	297	5	497.25
Street Cut Permits	2	100.00	5	250.00
Street/Alley Vacation Fees				
Cash-in-Lieu of Water Rights			2	6,174.50
Other Eng. Misc. Rev.	2	31.50		
Planning Docs/Maps				
Encroachment Permits	5	935.44		
Master Plan Amendment				
Subdivision Review Fees				
Improvements Agreement	2	19,156.72		
Other Planning Div. Rev.			6	524.37
Zoning/Comm. Dev. Docs/Maps				
Certificate of Appropriateness COA				
Zone Map/Code Amendments				
Storm Water Permits	4	475.00		
Pay-in-lieu of Parks				
Planning & Zoning	37	47,165.75	47	43,849.73
Parade / Public Assembly Permit	6	415.00		
Annexation Fees				
V & A - Appeals				
V & A - Variances				
Other Zoning/CD Rev/Sign Tag				
Planned Unit Development - PUD				
Street Impact Fees	35	162,982.93	65	259,267.09
Fire Impact Fees	34	10,885.23	64	25,876.66
Water Impact Fees	40	91,552.84	64	138,091.34
WasteWater Impact Fees	40	53,673.22	63	87,998.13
<b>SUB-TOTAL:</b>	<b>329</b>	<b>404,498.41</b>	<b>515</b>	<b>586,910.84</b>
<b>TOTAL RECEIPTS:</b>	<b>1,081</b>	<b>586,525.68</b>	<b>1,006</b>	<b>771,542.37</b>

Respectfully submitted,

Bob Risk  
 Chief Building Official

**April 2014 - BUILDING PERMITS**

DATE	PERMIT #	ADDRESS	OWNER	CONTRACTOR	PERMIT FEE	PLAN CHECK	SQ FOOT	VALUATION	DESCRIPTION
04/07/14	13 19953	1915 S 19TH	19TH STREET PROPERTIES	DICK ANDERSON CONSTRUCTION,INC	264.00	5,249.12	17,142	1,987,272.00	COMM OFFICES, BANKS, PROF.BLDGS
04/15/14	14 20128	102 N BROADWAY	PEARSON, LAURENCE E	YELLOWSTONE TRADITIONS, INC	1,407.00	1,985.41	6,699	776,615.00	COMM OFFICES, BANKS, PROF.BLDGS
04/01/14	14 20340	920 TECHNOLOGY	MSU INNOVATION CAMPUS	JIM MYERS MAINTENANCE	94.50	83.69	5,727	10,000.00	COMM TENANT IMPROVEMENT
04/02/14	14 20144	2409 W MAIN	CENTRAL ASIA INSTITUTE	AUTHORITY BUILDERS	423.50	275.28	-	80,000.00	COMM TENANT IMPROVEMENT
04/02/14	14 20267	2820 W COLLEGE	GTP ACQUISITION PARTNERS II		374.75	243.59	-	65,000.00	COMM TENANT IMPROVEMENT
04/02/14	14 20321	1 AUTO PLAZA	BILLION CHRYSLER	WESTOWER COMMUNICATIONS	374.75	243.59	-	65,000.00	COMM TENANT IMPROVEMENT
04/03/14	14 20184	0 MSU - CHEEVER HALL	MONTANA STATE UNIVERSITY	LANGLAS & ASSOCIATES, INC	1,783.00	1,806.35	1,454	569,000.00	COMM TENANT IMPROVEMENT
04/03/14	14 20184	0 MSU - CHEEVER HALL	MONTANA STATE UNIVERSITY	LANGLAS & ASSOCIATES, INC	1,783.00	1,806.35	1,454	569,000.00	COMM TENANT IMPROVEMENT
04/08/14	14 20306	0 MSU - MILLER HALL	FIRST INTERSTATE BANK	ROTHERHAM CONSTRUCTION, INC	169.50	245.54	-	20,000.00	COMM TENANT IMPROVEMENT
04/09/14	14 20318	101 EVERGREEN	CRMX-175 LLC	SCHMIT CONSTRUCTION, INC	211.75	155.03	-	26,000.00	COMM TENANT IMPROVEMENT
04/10/14	14 20407	101 EVERGREEN	CRMX-175 LLC	SCHMIT CONSTRUCTION, INC	169.50	169.50	-	20,000.00	COMM TENANT IMPROVEMENT
04/15/14	14 20332	1010 E MAIN	BOBBY L SHIFTLET	J & K CONTRACTORS, INC	154.50	145.12	-	18,000.00	COMM TENANT IMPROVEMENT
04/15/14	14 20339	1201 HIGHLAND	BOZEMAN DEACONES HEALTH	DIAMOND CONSTRUCTION	433.25	436.64	-	82,741.00	COMM TENANT IMPROVEMENT
04/21/14	14 20466	2 W MAIN	CRAWFORD III, THOMAS H	CELLO DESIGN LLC	26.75	17.39	-	2,000.00	COMM TENANT IMPROVEMENT
04/22/14	14 20182	901 W MAIN	MRH PARTNERS LLC/DOUG HENZLIK	WALKER CONSTRUCTION	1,100.75	1,282.79	30,000	318,000.00	COMM TENANT IMPROVEMENT
04/24/14	14 20226	1601 W MAIN	BOZEMAN SHOPPING CENTER LLC	CARDNO ATC	57.00	37.05	-	4,450.00	COMM TENANT IMPROVEMENT
04/25/14	14 20409	195 MOSS BRIDGE	NORTHWESTERN CORP DBA	OWNER IS GENERAL	162.00	105.30	-	18,130.00	COMM TENANT IMPROVEMENT
					<b>8,989.50</b>	<b>14,287.74</b>	<b>62,476</b>	<b>4,631,208.00</b>	
04/03/14	14 20301	2008 N ROUSE	NORTHWERSTERN CORP	OWNER IS GENERAL	75.00	-	-	20,000.00	DEMOLITION PERMIT
04/16/14	14 20349	620 E PEACH	MARIANTHAL, ALEX & JAMES	RS CONSTRUCTION & EXCAVATION	75.00	-	-	15,700.00	DEMOLITION PERMIT
					<b>150.00</b>	<b>-</b>	<b>-</b>	<b>35,700.00</b>	
04/17/14	13 18705	867 S 29TH	MITCHELL DEVELOPMENT	MITCHELL DEVELOPMENT GROUP	292.50			43,000.00	FIRE SPRINKLERS / ALARMS
04/21/14	13 19766	175 N 19TH	MONTANA CVS PHARMACY	CORE STONEWORKS INC.	139.50			15,385.00	FIRE SPRINKLERS / ALARMS
					432.00	-	-	58,385.00	
04/08/14	14 20188	317 E MENDENHALL	SWN CREEKSIDE LLC	CUSTOM II MANUFACTURING, INC	26.75	17.39	-	500.00	SIGN PERMIT
04/08/14	14 20280	107 N 7TH	DAIRY QUEEN	KRUSE ENTERPRISES INC	42.00	27.30	-	2,174.00	SIGN PERMIT
04/09/14	14 20282	175 N 19TH	MONTANA CVS PHARMACY	SIGNS OF MONTANA	124.50	80.93	-	13,800.00	SIGN PERMIT
04/09/14	14 20303	2047 W OAK	STONE RIDGE PARTNERS LLC	SIGNS OF MONTANA	26.75	17.39	-	1,100.00	SIGN PERMIT
04/14/14	14 20370	901 W MAIN	MRH PARTNERS LLC/DOUG HENZLIK	SIGNS OF MONTANA	94.50	61.43	-	9,170.00	SIGN PERMIT
04/14/14	14 20371	901 W MAIN	MRH PARTNERS LLC/DOUG HENZLIK	SIGNS OF MONTANA	94.50	61.43	-	9,690.00	SIGN PERMIT
04/14/14	14 20381	2504 W MAIN	SC Partnership	SIGNS NOW	26.75	17.39	-	216.00	SIGN PERMIT
04/17/14	14 20275	2430 N 7TH	KIRKEMO, BRIAN S & CAREY A	YESCO LLC	57.00	37.05	-	4,650.00	SIGN PERMIT
04/17/14	14 20362	1216 W LINCOLN	COLOMBO, JOSEPH & JANET	SIGNS OF MONTANA	57.00	37.05	-	4,164.00	SIGN PERMIT
04/29/14	14 20452	703 W MENDENHALL	DAG LLC	TREASURE STATE SIGNS	34.25	22.26	-	2,000.00	SIGN PERMIT
					<b>584.00</b>	<b>379.62</b>	<b>-</b>	<b>47,464.00</b>	
04/07/14	14 20203	1972 LEEWARD	FIRST TIME HOME BUYERS LLC	KIRCHHOFF CONSTRUCTION	464.00	560.27	2,378	219,116.00	RES ATTACHED SFD
04/07/14	14 20204	1994 LEEWARD	FIRST TIME HOME BUYERS LLC	KIRCHHOFF CONSTRUCTION	464.00	560.27	2,378	219,116.00	RES ATTACHED SFD
04/07/14	14 20222	1215 CRABAPPLE	FORTIN CONSTRUCTION, LLC	FORTIN CONSTRUCTION LLC	411.00	516.09	2,111	192,353.00	RES ATTACHED SFD
04/07/14	14 20223	1231 CRABAPPLE	FORTIN CONSTRUCTION, LLC	FORTIN CONSTRUCTION LLC	411.00	516.09	2,111	192,353.00	RES ATTACHED SFD
04/08/14	14 20215	1493 TEMPEST	ISLANDS LLC	HIDDEN RIDGE CONSTRUCTION LLC	432.00	550.14	2,212	216,191.00	RES ATTACHED SFD
04/08/14	14 20216	1471 TEMPEST	ISLANDS LLC	HIDDEN RIDGE CONSTRUCTION LLC	432.00	550.14	2,212	216,191.00	RES ATTACHED SFD
04/11/14	14 20224	1282 MANZANITA	FORTIN CONSTRUCTION, LLC	FORTIN CONSTRUCTION LLC	411.00	258.03	2,111	192,353.00	RES ATTACHED SFD
04/11/14	14 20225	1260 MANZANITA	FORTIN CONSTRUCTION, LLC	FORTIN CONSTRUCTION LLC	411.00	258.03	2,111	192,353.00	RES ATTACHED SFD
04/01/14	13 19727	110 BULL FROG	NORTON RANCH HOMES LLC	NORTON RANCH HOMES, LLC	440.75	528.99	1,872	166,375.00	RES SINGLE FAMILY DWELLING
04/03/14	14 20227	876 KNOLLS	LARSEN, ROBERT G & ALICE C	CHASE-SKOGEN HOMES, INC	388.00	499.66	2,000	179,735.00	RES SINGLE FAMILY DWELLING
04/07/14	14 20106	4831 VICTORY	RIVER ROCK INVESTMENTS LLC	MOUNTAIN HIGH HOMES INC	647.00	763.83	3,325	303,964.00	RES SINGLE FAMILY DWELLING
04/07/14	14 20187	1301 S WILLSON	BOLTON, LOIS A	BOLTON CUSTOM HOMES, INC	558.00	862.62	2,754	291,731.00	RES SINGLE FAMILY DWELLING
04/11/14	13 19388	4773 VICTORY	TOM HOBSON	HIGH CALIBER HOMES	851.00	787.94	3,847	342,206.00	RES SINGLE FAMILY DWELLING
04/11/14	14 20167	812 ADVANCE	DENMAN, THOMAS D	DENMAN CONSTRUCTION MANAGEMENT	558.00	705.81	2,840	269,113.00	RES SINGLE FAMILY DWELLING
04/15/14	14 20181	4818 GOLDEN GATE	RIVER ROCK INVESTMENTS LLC	MOUNTAIN HIGH HOMES INC	563.00	666.57	2,898	264,549.00	RES SINGLE FAMILY DWELLING
04/15/14	14 20217	2130 SOUTHBIDGE	VELOCITY DEVELOPMENT LLC	BRIDGER PEAK CONST G MEGARGEL	552.00	671.01	2,872	251,351.00	RES SINGLE FAMILY DWELLING
04/15/14	14 20243	1811 CASPIAN	SPRINGHILL CONSTRUCTION INC	SPRINGHILL CONSTRUCTION INC	624.00	727.92	3,192	298,138.00	RES SINGLE FAMILY DWELLING
04/15/14	14 20244	1849 CASPIAN	SPRINGHILL CONSTRUCTION INC	SPRINGHILL CONSTRUCTION INC	507.00	604.97	2,609	237,570.00	RES SINGLE FAMILY DWELLING

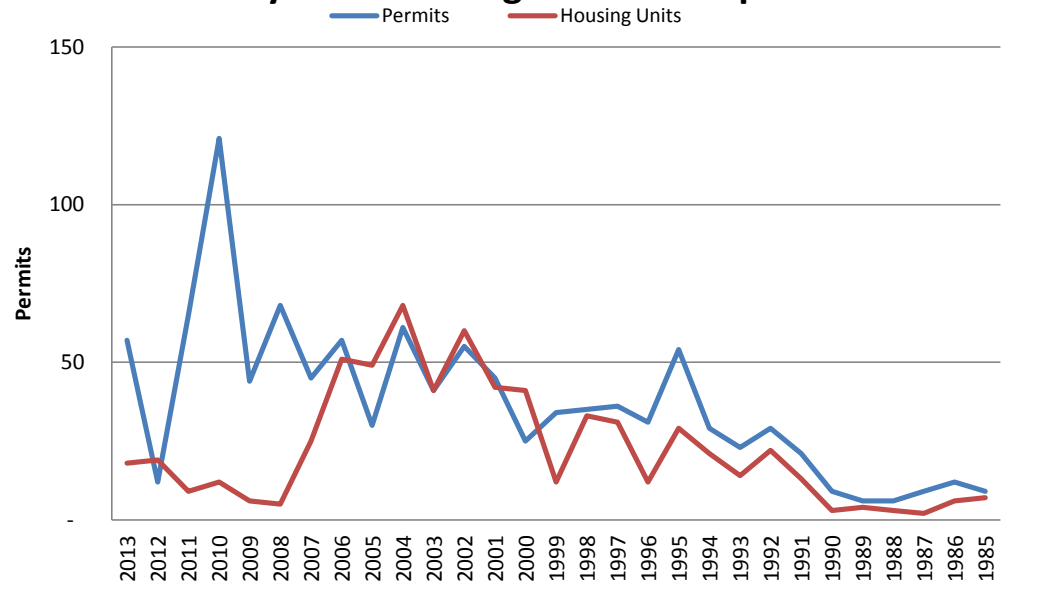
DATE	PERMIT #	ADDRESS		OWNER	CONTRACTOR	PERMIT FEE	PLAN CHECK	SQ FOOT	VALUATION	DESCRIPTION
04/15/14	14 20250	381	WATER LILY	NORTON RANCH HOMES LLC	NORTON RANCH HOMES, LLC	365.00	444.07	1,872	171,861.00	RES SINGLE FAMILY DWELLING
04/15/14	14 20251	369	WATER LILY	NORTON RANCH HOMES LLC	NORTON RANCH HOMES, LLC	365.00	221.98	1,872	171,861.00	RES SINGLE FAMILY DWELLING
04/15/14	14 20259	1104	S TRACY	LIEBMANN FLORIST, INC	TIM DEAN CONSTRUCTION, INC	571.00	712.98	2,915	273,356.00	RES SINGLE FAMILY DWELLING
04/15/14	14 20260	1108	S TRACY	LIEBMANN FLORIST, INC	TIM DEAN CONSTRUCTION, INC	571.00	712.98	2,915	273,356.00	RES SINGLE FAMILY DWELLING
04/15/14	14 20261	1112	S TRACY	LIEBMANN FLORIST, INC	TIM DEAN CONSTRUCTION, INC	571.00	356.48	2,915	273,356.00	RES SINGLE FAMILY DWELLING
04/15/14	14 20262	1116	S TRACY	LIEBMANN FLORIST, INC	TIM DEAN CONSTRUCTION, INC	571.00	356.48	2,915	273,356.00	RES SINGLE FAMILY DWELLING
04/15/14	14 20263	1120	S TRACY	LIEBMANN FLORIST, INC	TIM DEAN CONSTRUCTION, INC	571.00	356.48	2,915	273,356.00	RES SINGLE FAMILY DWELLING
04/17/14	14 20235	1284	N FERGUSON	MEYER-GARRITY GROUP LLC	MEYER-GARRITY GROUP LLC	407.00	502.63	2,100	187,486.00	RES SINGLE FAMILY DWELLING
04/17/14	14 20236	1164	N FERGUSON	MEYER-GARRITY GROUP LLC	MEYER-GARRITY GROUP LLC	407.00	251.31	2,100	187,486.00	RES SINGLE FAMILY DWELLING
04/17/14	14 20238	1136	N FERGUSON	MEYER-GARRITY GROUP LLC	MEYER-GARRITY GROUP LLC	449.00	270.75	2,311	209,837.00	RES SINGLE FAMILY DWELLING
04/17/14	14 20264	3475	S 27TH	VELOCITY DEVELOPMENT LLC	BRIDGER PEAK CONST G MEGARGEL	648.75	755.71	3,198	290,643.00	RES SINGLE FAMILY DWELLING
04/18/14	14 20248	2441	ARABIAN	ST CUSTOM HOMES LLC	ST CUSTOM HOMES LLC	669.00	803.71	3,447	312,261.00	RES SINGLE FAMILY DWELLING
04/22/14	14 20249	377	WATER LILY	NORTON RANCH HOMES LLC	NORTON RANCH HOMES, LLC	371.00	454.50	1,904	175,251.00	RES SINGLE FAMILY DWELLING
04/24/14	14 20265	3140	S 27TH	MCINTOSH CONSTRUCTION INC	MCINTOSH CONSTRUCTION	527.00	623.48	2,688	252,152.00	RES SINGLE FAMILY DWELLING
04/25/14	14 20377	3910	E GRAF	MORAN, BURKE & MELISSA	BATTLE RIDGE CONSTRUCTION INC	1,133.00	1,520.95	5,756	549,978.00	RES SINGLE FAMILY DWELLING
						<b>17,321.50</b>	<b>18,932.87</b>	<b>87,656</b>	<b>8,120,354.00</b>	
04/11/14	14 20257	10	E VILLARD	GION,DOUGLAS & JANE K CRAWFORD	WADE & ASSOCIATES BUILDERS INC	173.00	202.11	850	67,264.00	RES ADDITION
04/11/14	14 20285	454	PEACE PIPE	OLSON, NORMA C & RICHARD S	GARY HORN CONSTRUCTION	339.00	297.22	602	53,100.00	RES ADDITION
04/18/14	13 18872	409	S 5TH	TULI & DANEILLE FISHER	WOLVERINE BASIN LLC DBA STOA	1,012.75	1,100.75	-	286,000.00	RES ADDITION
04/23/14	14 20397	1201	S GRAND	STILLMAN, TYSON G &	MR LIFTER'S CONCRETE RAISING C	352.00	228.80	1,077	57,308.00	RES ADDITION
04/02/14	14 20333	711	BLACKMORE	LOFLIN, BRANT G	GUARDIAN RESTORATION, INC	283.00	338.82	-	40,151.00	RES ALTERATION
04/07/14	14 20298	613	S WILLSON	DUFF,GLENN C & DONNA K KNUDSON	BOZEMAN BUILDING TRADITIONS	57.00	59.31	-	5,000.00	RES ALTERATION
04/08/14	14 20384	2008	S TRACY	SCHWAMMLEIN PROPERTIES LLC	OWNER IS GENERAL	64.50	41.93	-	7,000.00	RES ALTERATION
04/09/14	14 20352	105	W MAIN	BAXTER MAIN LLC	T HANSON CONSTRUCTION COMPANY	117.00	110.83	-	12,250.00	RES ALTERATION
04/11/14	14 20256	10	E VILLARD	GION,DOUGLAS & JANE K CRAWFORD	WADE & ASSOCIATES BUILDERS INC	297.25	291.69	-	43,128.00	RES ALTERATION
04/16/14	14 20297	711	N BLACK	SUFF, JACQUELINE A	ANDERS LEWENDAL CONST, INC	325.75	322.89	675	50,000.00	RES ALTERATION
04/18/14	14 20372	1703	S ROUSE	POTTER, JONATHAN		139.50	117.98	-	15,500.00	RES ALTERATION
04/22/14	14 20314	328	S BOZEMAN	BROWN, NANCY	OWNER IS GENERAL	64.50	41.93	-	6,000.00	RES ALTERATION
04/22/14	14 20439	725	S TRACY	ELHARD, ELLEN	CHRISTOPHER'S WOOD WORKS	26.75	62.08	-	450.00	RES ALTERATION
04/23/14	14 20433	3002	S SECOR	GROSETH, ROLF S & JAYNEE	SHAHN STEELE CORPORATION	26.75	52.17	-	1,000.00	RES ALTERATION
04/24/14	14 20467	2805	S SECOR	HARMON, RANCE S & ALISON H	SWATLAND ENTERPRISES INC	169.50	182.17	-	20,000.00	RES ALTERATION
04/25/14	14 20099	1301	S CHURCH	ALBIN, BROCK	OWNER IS GENERAL	102.00	118.47	-	10,500.00	RES ALTERATION
04/25/14	14 20506	125	S 6TH	KING, G THOMAS & SARAH B	YOUR NEW OLD HOUSE LLC	72.00	46.80	-	6,500.00	RES ALTERATION
04/28/14	14 20288	519	N BLACK	DELMUE, JASON A	BRANSON CONSTRUCTION	423.50	459.56	-	80,000.00	RES ALTERATION
04/28/14	14 20492	209	S 5TH	LENON, JAMES H & MARY M	CANNATA, JAMES F	42.00	79.47	-	2,500.00	RES ALTERATION
04/08/14	14 20350	16	HOFFMAN	KATZ, PAUL & ADAM	D2 PROPERTIES INC	94.50	61.43	-	10,000.00	WINDOW REPLACEMENT PERMIT
04/08/14	14 20351	20	HOFFMAN	KATZ, PAUL & ADAM	D2 PROPERTIES INC	94.50	61.43	-	10,000.00	WINDOW REPLACEMENT PERMIT
04/07/14	14 20388	285	N FERGUSON	EBBIGHAUSEN HOMES	NEHLS CONSTRUCTION INC	245.00	-	-	32,302.00	RESIDENTIAL REROOF
04/07/14	14 20389	209	W COLLEGE	SCHRADER, BONNY	BLUE BIRD ROOFING & CONST	64.50	-	-	5,500.00	RESIDENTIAL REROOF
04/07/14	14 20390	725	S GRAND	SCHRADER, BONNY	BLUE BIRD ROOFING & CONST	94.50	-	-	5,500.00	RESIDENTIAL REROOF
04/07/14	14 20395	2615	LILY	MILLER, ALEXANDRIA NICOLE	BC BUILDERS	79.50	-	-	7,432.00	RESIDENTIAL REROOF
04/09/14	14 20406	3897	BOSAL	FLIKKEMA, DEREK G	YANT ROOFING	72.00	-	-	6,953.00	RESIDENTIAL REROOF
04/11/14	14 20422	985	HARMON	STEWART, TODD & RAYNA	MCLANE CONSTRUCTION	139.50	-	-	15,275.00	RESIDENTIAL REROOF
<b>April 2014: 91 Permits; 33 New Housing Units; \$13,477,877.00 Valuation</b>						<b>4,971.75</b>	<b>3,216.34</b>	<b>3,204</b>	<b>643,151.00</b>	
<b>April 2013: 125 Permits; 65 New Housing Units; \$32,693,783.00 Valuation</b>						<b>32,016.75</b>	<b>36,816.57</b>	<b>153,336</b>	<b>13,477,877.00</b>	

# Month of April

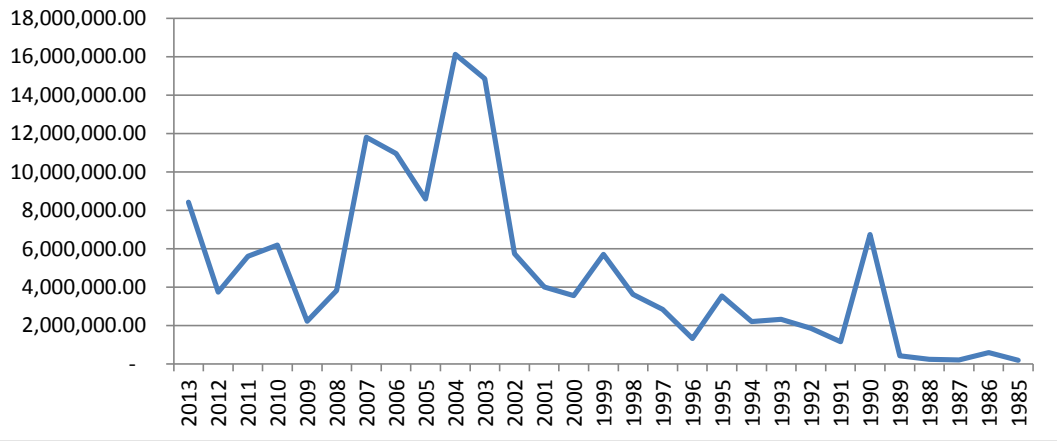
## THIRTY YEAR BUILDING PERMIT COMPARISON

	Apr-14	Permits	Housing Units	Valuation	YTD Permits	YTD Units
2014	91	33	15,947,054.00	716	325	
2013	57	18	8,413,544.00	477	241	
2012	12	19	3,733,388.00	420	223	
2011	65	9	5,611,023.00	1783	189	
2010	121	12	6,195,067.00	3072	206	
2009	44	6	2,218,610.00	1274	180	
2008	68	5	3,831,004.00	1044	249	
2007	45	25	11,802,228.00	900	758	
2006	57	51	10,962,014.00	832	670	
2005	30	49	8,580,985.00	893	954	
2004	61	68	16,112,357.00	964	879	
2003	41	41	14,860,019.00	853	614	
2002	55	60	5,734,666.00	806	526	
2001	45	42	4,009,425.00	682	422	
2000	25	41	3,554,059.00	629	415	
1999	34	12	5,699,393.00	672	546	
1998	35	33	3,617,603.00	736	423	
1997	36	31	2,843,423.00	787	309	
1996	31	12	1,318,553.00	757	454	
1995	54	29	3,536,645.00	736	474	
1994	29	21	2,210,391.00	493	323	
1993	23	14	2,317,422.00	533	339	
1992	29	22	1,864,515.00	442	231	
1991	21	13	1,151,439.00	340	215	
1990	9	3	6,731,478.00	229	106	
1989	6	4	417,420.00	166	80	
1988	6	3	241,560.00	137	47	
1987	9	2	208,800.00	190	48	
1986	12	6	592,304.00	236	113	
1985	9	7	185,452.00	272	183	

## Thirty Year Building Permit Comparison



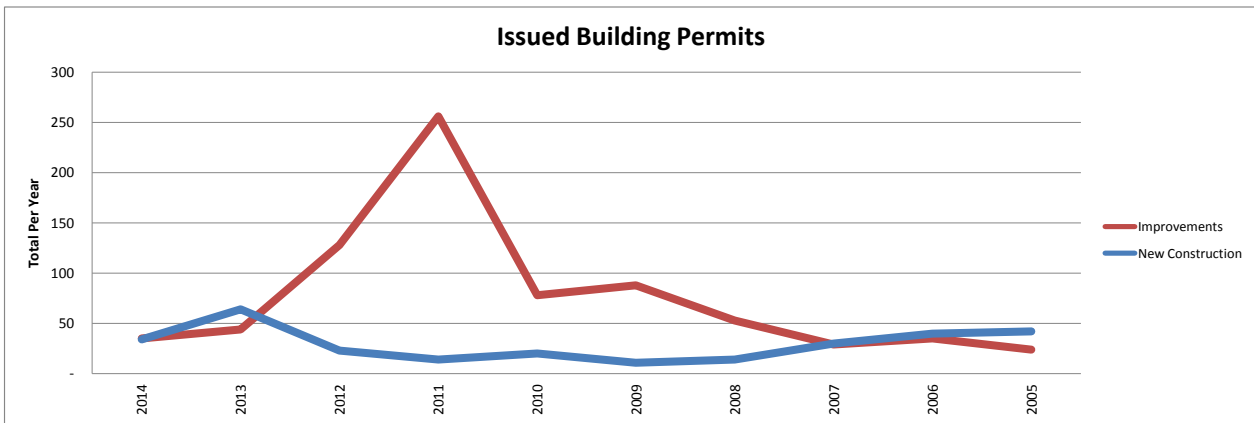
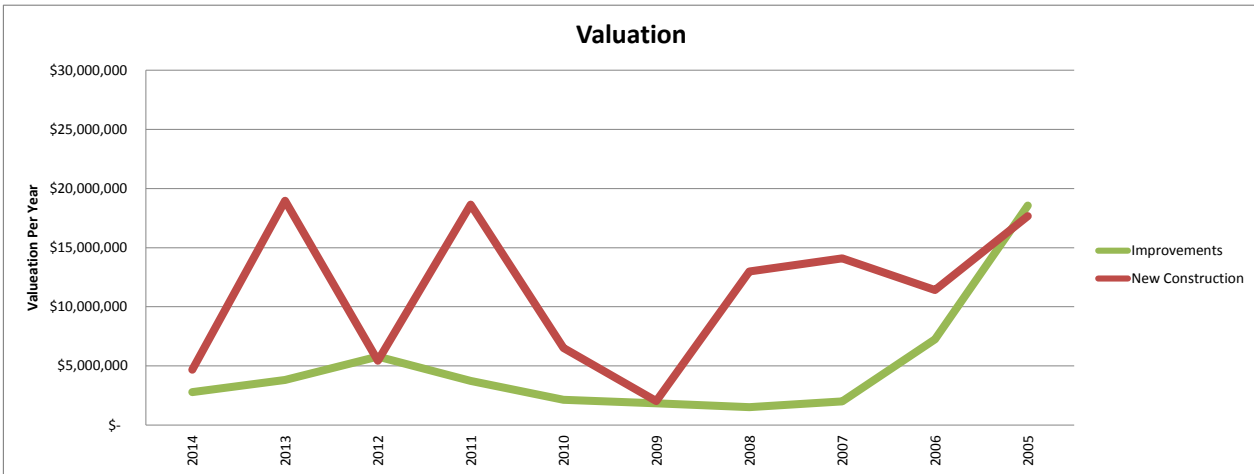
## Valuations



**SINGLE MONTH COMPARISON FOR 10 YEAR BUILDING PERMITS  
BUILDING DEPARTMENT -- CITY OF BOZEMAN**

	Apr-14		Apr-13		Apr-12		Apr-11		Apr-10	
	BP\U	Valuation	BP\U	Valuation	BP\U	Valuation	BP\U	Valuation	BP\U	Valuation
<b>New Construction</b>										
Single Family	25	259,213.12	44	10,751,583.00	21	5,063,022.00	10	2,382,753.00	16	3,089,110.00
Multi Family			1	725,461.00			1	256,845.00		
Duplex			2	774,322.00					2	932,738.00
Townhomes	8	1,640,026.00	14	2,291,264.00	2	361,262.00				
Commercial	2	2,763,887.00	4	4,425,088.00			3	15,989,648.00	2	2,502,673.00
Other										
<b>SUB-TOTAL</b>	<b>35</b>	<b>4,663,126.12</b>	<b>64</b>	<b>18,967,718.00</b>	<b>23</b>	<b>5,424,284.00</b>	<b>14</b>	<b>18,629,246.00</b>	<b>20</b>	<b>6,524,521.00</b>
<b>Improvements</b>										
Residential	27	856,613.00	23	514,792.00	81	1,546,214.00	185	1,653,406.00	51	965,682.00
Commercial	15	1,867,321.00	21	3,288,733.00	35	4,093,313.00	61	1,849,029.00	17	1,021,177.00
Fire Supression Systems	2	58,385.00			5	118,271.00	2	20,956.00	6	54,045.00
Other					7	28,543.00	8	194,975.00	4	94,380.00
<b>SUB-TOTAL</b>	<b>44</b>	<b>2,782,319.00</b>	<b>44</b>	<b>3,803,525.00</b>	<b>128</b>	<b>5,786,341.00</b>	<b>256</b>	<b>3,718,366.00</b>	<b>78</b>	<b>2,135,284.00</b>
<b>TOTAL PERMITS</b>	<b>79</b>	<b>7,445,445.12</b>	<b>108</b>	<b>22,771,243.00</b>	<b>109</b>	<b>11,210,625.00</b>	<b>178</b>	<b>22,347,612.00</b>	<b>94</b>	<b>8,659,805.00</b>

	Apr-09		Apr-08		Apr-07		Apr-06		Apr-05	
	BP\U	Valuation	BP\U	Valuation	BP\U	Valuation	BP\U	Valuation	BP\U	Valuation
<b>New Construction</b>										
Single Family	4	1,098,954.00	10	2,455,121.00	16	3,370,158.00	31	8,030,295.00	30	5,843,852.00
Multi Family			1	552,452.00	6	1,948,245.00	4	1,889,966.00	1	3,257,181.00
Duplex					1	278,112.00			1	375,906.00
Townhomes	2	264,328.00			1	824,678.00	4	852,112.00	6	744,597.00
Commercial	5	660,734.00	3	9,966,487.00	5	7,608,985.00	1	650,940.00	4	7,434,486.00
Other					1	57,088.00				
<b>SUB-TOTAL</b>	<b>11</b>	<b>2,024,016.00</b>	<b>14</b>	<b>12,974,060.00</b>	<b>30</b>	<b>14,087,266.00</b>	<b>40</b>	<b>11,423,313.00</b>	<b>42</b>	<b>17,656,022.00</b>
<b>Improvements</b>										
Residential	56	709,720.00	14	686,997.00	14	413,199.00	17	193,856.00	7	145,486.00
Commercial	16	283,285.00	11	547,390.00	10	1,484,100.00	14	6,885,000.00	15	596,788.00
Fire Supression Systems	12	652,635.00	12	173,953.00	4	103,306.00	4	159,810.00	2	160,285.00
Other	4	191,500.00	16	93,250.00	1	6,374.00		15,000.00		
<b>SUB-TOTAL</b>	<b>88</b>	<b>1,837,140.00</b>	<b>53</b>	<b>1,501,590.00</b>	<b>29</b>	<b>2,006,979.00</b>	<b>35</b>	<b>7,253,666.00</b>	<b>24</b>	<b>902,559.00</b>
<b>TOTAL PERMITS</b>	<b>94</b>	<b>3,861,156.00</b>	<b>66</b>	<b>14,475,650.00</b>	<b>57</b>	<b>16,094,245.00</b>	<b>91</b>	<b>18,676,979.00</b>	<b>96</b>	<b>18,558,581.00</b>



### IMPACT FEES 2014

MONTH	STREET	FIRE	WATER	WW	MONTHLY	YTD
January	99,179.00	10,441.73	57,221.66	35,096.05	201,938.44	201,938.44
February	152,796.06	2,700.55	20,274.51	12,138.69	187,909.81	389,848.25
March	163,597.02	21,217.83	97,098.40	68,335.35	350,248.60	740,096.85
April	162,982.93	10,885.23	91,552.84	53,673.22	319,094.22	1,059,191.07
May					-	1,059,191.07
June					-	
July					-	
August					-	
September					-	
October					-	
November					-	
December					-	

### BUILDING REVENUE, FISCAL YEAR 2014

MONTH	BUILDING	PLAN REVIEW	ELECTRIC	MECHANICAL/ PLUMBING	Fire Alarm/ Suppression	Penalty/ Other Fees	Monthly	YTD
June, 14							-	
May, 14							-	
April, 14	44,492.00	117,880.97	6,565.25	11,227.80	432.00	470.25	181,068.27	1,106,464.94
March, 14	36,835.69	51,713.20	3,250.65	8,913.50	958.00	316.50	101,987.54	925,396.67
February, 14	12,100.81	50,468.97	8,844.50	9,431.75	602.50	638.50	82,087.03	823,409.13
January, 13	37,804.65	17,028.08	5,342.25	8,679.50	1,526.75	525.00	70,906.23	741,322.10
December, 13	21,248.75	34,230.71	3,982.25	5,247.50	549.00	375.00	65,633.21	670,415.87
November, 13	91,220.22	23,287.38	6,642.25	9,408.50	1,131.00	1,508.75	133,198.10	604,782.66
October, 13	47,153.32	41,326.38	9,018.75	11,164.45	535.50	1,453.50	110,651.90	471,584.56
September, 13	30,578.46	23,115.86	4,167.61	10,226.89	953.25	1,087.50	70,129.57	360,932.66
August, 13	43,719.50	76,734.38	7,969.00	22,744.76	2,455.75	225.00	153,848.39	290,803.09
July, 13	79,060.82	37,101.16	7,336.82	12,161.90	909.50	384.50	136,954.70	136,954.70

Figures are for <b>April-14</b>	<b>Housing Starts</b>			<b>Remodels &amp; Additions</b> (includes fences, garages & reroofs)		
<b>Single Family</b> <b>Duplex</b> <b>Multi-Plex</b> <b>Townhome</b> <b>Other</b>  <b>Total New:</b>	<b>Permits\Units</b>	<b>Valuation</b>	<b>Sq Footage</b>	<b>Residential</b> <b>Commercial</b>	<b>#</b>	<b>Valuation</b>
	25	259,213.12	70,032		27	856,613.00
	8	1,640,026.00	17,624	15	1,867,321.00	
	<b>33</b>	<b>\$ 1,899,239.12</b>	<b>87,656</b>	<b>CITY</b>	<b>COMMERCIAL STARTS</b>	
<b>Bldgs</b>	<b>Valuation</b>	<b>Sq Footage</b>	2		\$ 2,763,887.00	