

City of Bozeman



BUILDING INSPECTION DIVISION

BUILDING PERMIT REPORT

2015/FY 2016		Sep-2015		Sep-2014		FYTD as of September 2015		FYTD as of September 2014	
		THIS MONTH - FY2015		THIS MONTH - FY2014		FY TO DATE - FY2015		FY TO DATE - FY2014	
NEW CONSTRUCTION		NO	VALUATION	NO	VALUATION	NO.	VALUATION	NO	VALUATION
SINGLE FAMILY	32	7,592,589.00	17	4,333,417.00	81	20,359,432.00	94	21,472,139.00	
DUPLEX	1	169,488.00	5	1,806,016.00	3	988,420.00	10	3,685,174.00	
MULTI-FAMILY SEPT UNITS - 14	2	3,106,278.00	6	6,981,390.00	5	9,195,164.00	22	32,472,523.00	
FISCAL YEAR TOTAL UNITS -62					-	62 Units		285 Units	
MISC (GARAGE, SHED, ADU ETC.)	5	540,653.00	3	410,488.00	11	830,725.00	18	1,223,826.00	
ASSEMBLY					2	135,044.00	-	-	
BUSINESS	2	13,295,633.00			2	13,295,633.00	6	5,307,021.00	
EDUCATIONAL					-	-	-	-	
FACTORY					-	-	-	-	
HAZARDOUS			2	1,463,805.00	-	-	2	1,463,805.00	
INSTITUTIONAL					-	-	-	-	
MERCHANTILE					-	-	2	1,774,424.00	
MOTEL/HOTEL					-	-	-	-	
STORAGE / OTHER	1	187,000.00	2	544,378.00	8	3,560,956.00	5	706,524.00	
TOTAL	43	24,891,641.00	44	14,235,022.00	112	48,365,374.00	159	68,105,436.00	
ADDITION/REMODEL		NO.	VALUATION	NO.	VALUATION	NO.	VALUATION	NO.	VALUATION
RESIDENTIAL	28	548,035.00	30	613,644.00	65	1,919,800.00	95	2,519,832.00	
COMMERCIAL	15	1,849,971.00	12	4,126,133.00	59	11,421,139.00	54	18,300,022.00	
TOTAL	43	2,398,006.00	42	4,739,777.00	124	13,340,939.00	149	20,819,854.00	
CONSTRUCTION VALUE									
REVENUE		NO	AMOUNT	NO	AMOUNT	NO	AMOUNT	NO	AMOUNT
BUILDING	107	70,289.00	91	64,855.90	290	117,744.23	369	204,941.20	
PLAN CHECK	170	80,567.28	115	45,306.53	488	154,432.77	531	165,161.26	
ELECTRICAL	86	7,663.75	101	9,176.50	282	18,791.00	286	27,828.75	
PLUMBING/MECHANICAL	121	11,101.91	119	11,678.50	254	27,123.41	447	52,762.07	
FIRE ALARM /SPRINKLER SYSTEM	6	1,240.75	5	1,251.50	10	1,438.75	13	2,364.75	
DEMOLITION	2	150.00	1	75.00	3	225.00	16	900.00	
CODE ENFORCEMENT			-	-	-	-	5	525.00	
SIGNS PERMITS	13	950.25	8	485.50	24	1,402.75	32	1,884.50	
PENALTIES	5	326.75	11	684.00	6	401.75	30	4,804.00	
EXTENSION FEES	7	525.00	3	225.00	15	1,125.00	9	675.00	
INSPECTION FEES	4	300.00	1	75.00	5	375.00	6	375.00	
MISC REVENUE	2	31.00	6	22.50	4	38.50	17	411.62	
TOTAL	523	173,145.69	461	133,835.93	1,381	323,098.16	1,761	462,633.15	

Mr Chris Kukulski
 City Manager
 PO Box 1230
 Bozeman MT 59771

Dear Mr Kukulski:

The following report is submitted to show the permits issued and fees charged for the month of September 2015. The list of building, plumbing and electrical permits are attached in addition to the and yearly summary of housing and commercial building activity.

	2015		2014	
	No.	Fee	No.	Fee
Electrical Permits	86	7,663.75	101	9,176.50
Plumbing/Mechanical Permits	121	11,001.91	119	11,678.50
Moving Permits			-	-
Demolition Permits	2	150.00	1	75.00
Fire Alarm/Supression Systems	6	1,240.75	5	1,251.50
Inspection Fees	4	300.00	1	75.00
Sign Pemit	13	950.25	8	485.50
Code Enforcement			-	-
Penalty Fees	5	326.75	11	684.00
Plan Check Fees	170	80,567.28	115	45,306.53
Building Permits	107	70,289.00	88	64,855.90
SUB-TOTALS:	514	172,489.69	449	133,588.43
Other Bldg Div Rev.	9	556.00	6	2,250.00
Building Bond Fees				
Water Payback Fees				
New Water	34	12,362.35	31	10,624.74
New Sewer	37	777.00	31	651.00
Water/Sewer Inspection Fee	38	3,800.00	30	3,000.00
Water Renewal				
Sewer Renewal			4	64.16
Eng. Maps/Prints/Docs	4	46.91	1	30.00
Floodplain Dev. Permits			3	225.00
Storm Water Permit			1	32.40
Degredation Permit	2	144.45	1	50.00
Street Cut Permits	2	100.00		
Street/Alley Vacation Fees	1	195.00		
Cash-in-Lieu of Water Rights			1	48,636.00
Other Eng. Misc. Rev.				
Planning Docs/Maps				
Encroachment Permits				
Planning Review Residential	45	2,075.00		
Planning Review Commercial	13	1,365.00		
Planning Review Signs	13	1,525.00		
License Plate Fee				
Master Plan Amendment				
Subdivision Review Fees				
Improvements Agreement			1	200.00
Other Planning Div. Rev.			104	32,459.00
Planning Review Fees				
Zoning/Comm. Dev. Docs/Maps	3	30.00		
Deposits / Rent Chall Gardens				
Certificate of Appropriateness COA				
Zone Map/Code Amendments				
Pay-in-lieu of Parks	1	25.00		
Planning & Zoning	62	231,581.88	33	44,633.00
Parade / Public Assembly Permit	5	175.00	5	175.00
Film Permit	2	60.00	1	30.00
Annexation Fees				
V & A - Appeals				
V & A - Variances				
Other Zoning/CD Rev/Sign Tag	3	40.00		
Planned Unit Development - PUD				
Street Impact Fees	38	341,492.11	34	767,860.16
Fire Impact Fees	39	44,925.68	33	110,974.84
Water Impact Fees	37	127,487.95	32	190,871.91
WasteWater Impact Fees	37	72,951.85	32	123,899.94
SUB-TOTAL:	425	841,716.18	384	1,336,667.15
TOTAL RECEIPTS:	939	1,014,205.87	833	1,470,255.58

Respectfully submitted,

Bob Risk
 Chief Building Official

September 2015 - Building Permits

DATE	PERMIT #	ADDRESS		OWNER	CONTRACTOR	PERMIT FEE	PLAN CHECK	SQ FOOT	VALUATION	DESCRIPTION	
09/22/15	15 22497	5	W	MENDENHALL	AMERICAN FEDERAL SAVINGS BANK	L. KEELEY CONSTRUCTION	26,546.00	28,700.43	116,676	11,260,366.00	COMM OFFICES, BANKS, PROF.BLDGS
09/28/15	15 22738	1610		ELLIS	RWH REALTY LLC	LANGLAS & ASSOCIATES, INC	3,424.00	5,184.47	17,556	2,035,267.00	COMM OTHER SHELTER, NON-HOUSEK.
09/16/15	15 22689	1001	N	7TH	DARIGOLD INC	DAHLGREN INDUSTRIAL, INC.	58.00	665.84	240	187,000.00	COMM STRUCTURES OTHER THAN BLD
							30,028.00	34,550.74	134,472	13,482,633.00	
09/17/15	14 20402	1221		DURSTON	GALLATIN COUNTY		853.25	883.36	2,568	319,673.00	COMM ADDITION
09/01/15	15 22756	321	E	MAIN	BOZ MULTI LEVEL SHOP COMPLEX	BUTLER PROPERTIES	117.00	93.44	-	13,000.00	COMM TENANT IMPROVEMENT
09/02/15	15 21873	1201		HIGHLAND	ASPEN POINTE AT HILLCREST	HY-LANDER TOWER SYSTEMS INC	94.50	61.43	7	10,000.00	COMM TENANT IMPROVEMENT
09/03/15	15 22506	1603	W	MAIN		ROTHERHAM CONSTRUCTION, INC	31.25	610.52	-	30,500.00	COMM TENANT IMPROVEMENT
09/08/15	15 22245	867	S	29TH	MITCHELL DEVELOPMENT	MITCHELL DEVELOPMENT GROUP	49.50	879.78	-	220,000.00	COMM TENANT IMPROVEMENT
09/11/15	15 22821	815	W	COLLEGE	WILLIAMS, DAVID S & ESTHER F	MCLEES, INC	26.75	73.94	-	8,300.00	COMM TENANT IMPROVEMENT
09/15/15	15 22601	1216	W	LINCOLN	KO HOLDINGS LLC	SBM	169.50	346.14	-	20,000.00	COMM TENANT IMPROVEMENT
09/18/15	15 22647	3400		LARAMIE	BRIDGER ORTHOPEDICS PROPS II	WALKER CONSTRUCTION	2,860.50	3,069.64	13,392	1,000,000.00	COMM TENANT IMPROVEMENT
09/21/15	15 22757	2825	W	MAIN	GALLATIN MALL GROUP LLC	DL MORSE AND ASSOCIATES, INC	345.50	310.38	-	70,000.00	COMM TENANT IMPROVEMENT
09/23/15	15 22909	33	S	WILLSON	DOWNTOWNER LLC	SMC, LLC	26.75	17.39	-	850.00	COMM TENANT IMPROVEMENT
09/24/15	15 22567	705		BRIDGER	D & F INDUSTRIES	BROKEN ARROW COMMUNICATIONS	169.50	110.18	-	20,000.00	COMM TENANT IMPROVEMENT
09/01/15	15 22800	945		TECHNOLOGY	OWENHOUSE PROPERTIES INC	SICKLER RESIDENTIAL ROOFING	207.00	-	-	24,885.00	COMMERCIAL REROOF
09/01/15	15 22804	1230	N	7TH	RYAN RESTAURANT CORP/TUITION	MCLEES, INC	57.00	-	-	4,890.00	COMMERCIAL REROOF
09/02/15	15 22805	810	N	WALLACE	BOBBI CLEM	SICKLER RESIDENTIAL ROOFING	348.75	-	-	56,710.00	COMMERCIAL REROOF
09/21/15	15 22890	1735	W	OAK	BRIDGER PEAKS LLC	MCLEES, INC	332.50	-	-	51,163.00	COMMERCIAL REROOF
							5,689.25	6,456.20	15,967	1,849,971.00	
09/14/15	15 22851	726	N	7TH	JOSHTINE LLC	TYMARC LLC	75.00	-	-	5,000.00	DEMOLITION PERMIT
09/18/15	15 22822	3017	W	BABCOCK	MORGAN HOMES INC	MORGAN BUILDERS, LLC	75.00	-	-	20,000.00	DEMOLITION PERMIT
							150.00	-	-	25,000.00	
09/08/15	15 22159	661		ROSA	HENSON, DON	THIRD STREET DEVELOPMENT, INC	57.00	-	-	4,596.00	FIRE PROTECTION SYSTEMS PERMIT
09/17/15	14 21284	1710		VAQUERO	SHINING MOUNTAIN LUTHERAN	MASSMANN STUDIOS	342.25	-	-	55,000.00	FIRE PROTECTION SYSTEMS PERMIT
09/18/15	15 22055	1725	S	11TH	ROMAN CATHOLIC BISHOP - HELENA	LANGLAS & ASSOCIATES, INC	348.75	-	-	57,000.00	FIRE PROTECTION SYSTEMS PERMIT
09/21/15	15 22055	1725	S	11TH	ROMAN CATHOLIC BISHOP - HELENA	LANGLAS & ASSOCIATES, INC	87.00	-	-	4,885.00	FIRE PROTECTION SYSTEMS PERMIT
09/22/15	15 22873	220	W	LAMME	MARTEL PLAZA LLC & CHAMBERS, L	COPPERMINE FIRE SUPPRESSION SY	57.00	-	-	4,200.00	FIRE PROTECTION SYSTEMS PERMIT
09/24/15	15 21925	1485		CAMPBELL	AMERICAN SIMMENTAL ASSOC	MILLER CONSTRUCTION, JOHN L	348.75	-	-	56,925.00	FIRE PROTECTION SYSTEMS PERMIT
							1,240.75	-	-	182,606.00	
09/01/15	15 22696	3508		LARAMIE	SHEPHERD, KEN & MARY	SIGN SOLUTIONS BOZEMAN	34.25	22.26	-	2,000.00	SIGN PERMIT
09/04/15	15 22650	25	E	MENDENHALL	G25 HOLDINGS LLC	SIGNS OF MONTANA	332.50	216.13	-	51,116.00	SIGN PERMIT
09/04/15	15 22748	101	N	10TH	FILLMORE PROPERTIES LLC	SIGNS OF MONTANA	42.00	27.30	-	2,785.00	SIGN PERMIT
09/04/15	15 22758	2304	N	7TH	BRIDGER INDUSTRIAL PARK	CSG MEDIA LLC	26.75	17.39	-	475.00	SIGN PERMIT
09/08/15	15 22728	924		STONERIDGE	THOMSON, RICHARD	SIGNS & DESIGNS UNLIMITED	26.75	17.39	-	1,500.00	SIGN PERMIT
09/09/15	15 22363	1603	W	MAIN	RED MOUNTAIN RETAIL GROUP	QRS SIGNS	42.00	27.30	-	3,000.00	SIGN PERMIT
09/09/15	15 22759	621	E	PEACH	GILLAM CON K REVOCABLE TRUST	FRY STEEL AND WOOD	34.25	22.26	-	2,000.00	SIGN PERMIT
09/11/15	15 22744	1924	W	STEVENS	R&M BUILDINGS, LLC	SIGN SOLUTIONS BOZEMAN	26.75	17.39	-	424.00	SIGN PERMIT
09/11/15	15 22803	35	S	WILLSON	DOWNTOWNER LLC		29.75	19.34	-	1,650.00	SIGN PERMIT
09/18/15	15 22730	867	S	29TH	MITCHELL DEVELOPMENT	SIGN SOLUTIONS BOZEMAN	57.00	37.05	-	5,000.00	SIGN PERMIT
09/23/15	15 22799	1007	E	MAIN	PARKVIEW CONDOS	EPCON SIGN COMPANY	162.00	105.30	-	19,000.00	SIGN PERMIT
09/28/15	15 22855	682	S	FERGUSON	REPSCHER PROPERTIES LLC	SIGNS & DESIGNS UNLIMITED	26.75	17.39	-	600.00	SIGN PERMIT
09/30/15	15 22782	912	N	7TH	UNIVERSAL ATHLETIC SVCS, INC	SIGN PRODUCTS, INC	109.50	71.18	-	11,031.00	SIGN PERMIT
							950.25	617.68	-	100,581.00	
09/03/15	15 21791	3123		SUMMER VIEW	BRIDGER PEAK CONSTRUCTION LLC	BRIDGER PEAK CONST G MEGARGEL	646.00	376.57	2,858	274,391.00	RES ATTACHED SFD
09/03/15	15 21792	3129		SUMMER VIEW	BRIDGER PEAK CONSTRUCTION LLC	BRIDGER PEAK CONST G MEGARGEL	646.00	376.57	2,858	274,391.00	RES ATTACHED SFD
09/22/15	15 22780	328	S	TRACY	KUROWSKI, CHRIS	MONTANA CRAFTSMAN WOODWORKS	398.75	533.00	1,600	169,488.00	RES DUPLEX (2 UNITS)
09/08/15	15 22746	466	N	COTTONWOOD	VALLEY WEST HOLDINGS LLC	CUTBANK CONSTRUCTION LLC	63.00	75.72	336	13,383.00	RES GARAGES & CARPORTS
09/11/15	15 21954	3093	N	27TH		CHASE-SKOGEN HOMES, INC	1,146.00	1,098.13	6,107	243,242.00	RES GARAGES & CARPORTS
09/11/15	15 21955	3045	N	27TH	CHASE-SKOGEN HOMES INC	CHASE-SKOGEN HOMES, INC	1,146.00	561.26	6,107	243,242.00	RES GARAGES & CARPORTS
09/15/15	15 21689	18	E	PEACH	DELMUE, JASON A	C.W.J. & ASSOCIATES	84.00	149.77	448	17,844.00	RES GARAGES & CARPORTS
09/28/15	15 22823	4575		ALEXANDER	HUNTER, THOMAS & TOVE	ASCENT HOME BUILDERS INC	108.00	111.99	576	22,942.00	RES GARAGES & CARPORTS
09/01/15	15 22489	4769		LOYAL	COVENANT INVESTMENTS INC	MOUNTAIN HIGH HOMES INC	859.00	965.01	3,832	357,208.00	RES SINGLE FAMILY DWELLING
09/03/15	15 22520	140	S	RELIANCE	NORTON RANCH HOMES	NORTON RANCH HOMES, LLC	504.75	612.63	2,150	194,038.00	RES SINGLE FAMILY DWELLING
09/03/15	15 22525	5495		REDHAVEN	NORTON RANCH HOMES	NORTON RANCH HOMES, LLC	444.00	546.63	1,990	181,717.00	RES SINGLE FAMILY DWELLING

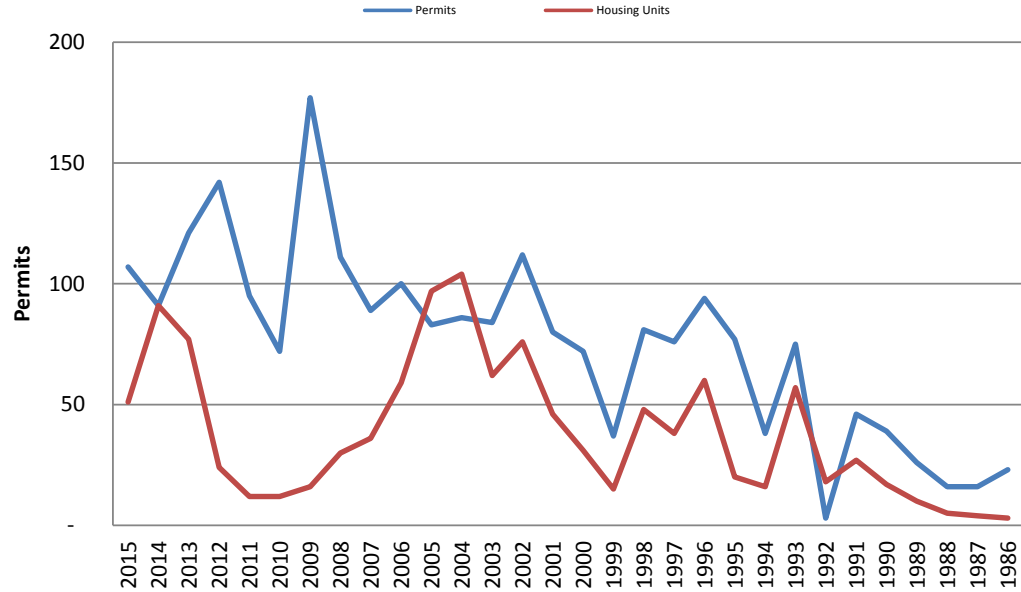
DATE	PERMIT #	ADDRESS	OWNER	CONTRACTOR	PERMIT FEE	PLAN CHECK	SQ FOOT	VALUATION	DESCRIPTION
09/03/15	15 22528	5451 REDHAVEN	NORTON RANCH HOMES	NORTON RANCH HOMES, LLC	482.00	596.44	2,161	196,724.00	RES SINGLE FAMILY DWELLING
09/08/15	15 22475	2081 LANCE	HOMEBASE MONTANA	SUNRISE HOMES, LLC	736.00	870.61	3,285	305,809.00	RES SINGLE FAMILY DWELLING
09/08/15	15 22644	52 W FIELDVIEW	KRISTIE KIRBY	EBBIGHAUSEN HOMES INC	808.00	903.16	3,653	325,358.00	RES SINGLE FAMILY DWELLING
09/08/15	15 22745	466 N COTTONWOOD	VALLEY WEST HOLDINGS LLC	CUTBANK CONSTRUCTION LLC	196.00	307.27	840	88,981.00	RES SINGLE FAMILY DWELLING
09/10/15	15 22661	703 SHERIDAN	VISION DEVELOPMENT	VISION DEVELOPMENT INC	469.00	579.52	2,116	190,040.00	RES SINGLE FAMILY DWELLING
09/14/15	15 22513	2218 SNOW FLAKE	KRASKA, MATTHEW P V &	ARCHER CONSTRUCTION/REMODELING	719.00	1,020.64	3,293	279,820.00	RES SINGLE FAMILY DWELLING
09/14/15	15 22516	106 S RELIANCE	NORTON RANCH HOMES	NORTON RANCH HOMES, LLC	538.00	653.16	2,408	221,765.00	RES SINGLE FAMILY DWELLING
09/14/15	15 22522	170 S RELIANCE	NORTON RANCH HOMES	NORTON RANCH HOMES, LLC	530.00	636.01	2,392	213,593.00	RES SINGLE FAMILY DWELLING
09/14/15	15 22722	3423 LEMHI TRAIL	ICCL LLC	ROI LLC	528.00	658.53	2,426	202,718.00	RES SINGLE FAMILY DWELLING
09/17/15	15 22680	3455 ROSE	Doug Schlender	SHELTER SYSTEMS	531.00	666.19	1,841	216,645.00	RES SINGLE FAMILY DWELLING
09/18/15	15 22518	130 S RELIANCE	NORTON RANCH HOMES	NORTON RANCH HOMES, LLC	538.00	653.16	2,408	221,765.00	RES SINGLE FAMILY DWELLING
09/18/15	15 22521	156 S RELIANCE	NORTON RANCH HOMES	NORTON RANCH HOMES, LLC	576.00	688.35	2,582	236,363.00	RES SINGLE FAMILY DWELLING
09/22/15	15 21717	3305 S 26TH	MCINTOSH CONSTRUCTION	MCINTOSH CONSTRUCTION	606.00	701.51	2,693	254,005.00	RES SINGLE FAMILY DWELLING
09/22/15	15 22790	3244 S 26TH	S & P FINANCIAL LLC	MCGOUGH CONSTRUCTION INC	659.00	770.07	2,937	273,638.00	RES SINGLE FAMILY DWELLING
09/23/15	15 22584	3197 TSCHACHE	ERIC ROSET	ROSET AND ASSOCIATES INC	460.00	551.69	2,075	185,763.00	RES SINGLE FAMILY DWELLING
09/23/15	15 22806	2908 AUTUMN GROVE	MLINEK, RANDY	MLINEK CONSTRUCTION	593.00	718.72	2,892	246,104.00	RES SINGLE FAMILY DWELLING
09/24/15	15 22490	4803 LOYAL	RIVER ROCK INVESTMENTS LLC	MOUNTAIN HIGH HOMES INC	1,049.00	1,140.93	4,666	441,389.00	RES SINGLE FAMILY DWELLING
09/24/15	15 22648	1251 CRABAPPLE	STEAN BUILDERS LLC	UPLAND CONSTRUCTION MGMT LLC	437.00	554.78	1,966	177,787.00	RES SINGLE FAMILY DWELLING
09/24/15	15 22649	1248 MANZANITA	STEAN BUILDERS LLC	UPLAND CONSTRUCTION MGMT LLC	437.00	554.78	1,966	177,787.00	RES SINGLE FAMILY DWELLING
09/24/15	15 22663	1421 KENYON	ADAMS, ANITA L	CHASE-SKOGEN HOMES, INC	642.00	754.34	2,860	268,455.00	RES SINGLE FAMILY DWELLING
09/24/15	15 22826	1220 ALDER CREEK	MILLER, SCOTT R	OWNER IS GENERAL	922.50	997.18	3,889	358,064.00	RES SINGLE FAMILY DWELLING
09/28/15	15 22773	4575 ALEXANDER	HUNTER, THOMAS & TOVE	ASCENT HOME BUILDERS INC	528.00	610.08	2,379	213,934.00	RES SINGLE FAMILY DWELLING
09/28/15	15 22812	1028 JOSEPHINE	KIRWAN PETER M & BETTY S	CHASE-SKOGEN HOMES, INC	623.00	726.99	2,774	259,214.00	RES SINGLE FAMILY DWELLING
09/29/15	15 22783	2189 LANCE	SOUTHBRIDGE DEVELOPMENT LLC	SUNRISE HOMES, LLC	516.00	627.93	1,688	201,314.00	RES SINGLE FAMILY DWELLING
09/30/15	15 22771	474 N COTTONWOOD	VALLEY WEST HOLDINGS LLC	KILDAY & STRATTON INC	488.75	285.60	2,094	184,603.00	RES SINGLE FAMILY DWELLING
09/30/15	15 22794	420 N COTTONWOOD	VALLEY WEST HOLDINGS LLC	KILDAY & STRATTON INC	462.00	547.77	2,094	184,603.00	RES SINGLE FAMILY DWELLING
09/30/15	15 22797	452 N COTTONWOOD	VALLEY WEST HOLDINGS LLC	KILDAY & STRATTON INC	462.00	547.77	2,094	184,603.00	RES SINGLE FAMILY DWELLING
09/18/15	15 22723	519 E MENDENHALL	COTTONWOOD PARTNERS LLC	LANGLAS & ASSOCIATES, INC	3,945.00	5,098.44	17,543	1,553,139.00	RES 5+ UNITS
09/18/15	15 22749	527 E MENDENHALL	COTTONWOOD PARTNERS LLC	LANGLAS & ASSOCIATES, INC	3,945.00	5,098.44	17,543	1,553,139.00	RES 5+ UNITS
					29,471.75	33,927.34	132,420	11,409,008.00	
09/03/15	15 22582	310 N BLACK	STEWART, MARGARET	FAT CAT DESIGN INC	563.75	501.98	1,180	124,997.00	RES ADDITION
09/02/15	15 22808	1725 W KOCH	ASPEN GROVE CONDOS	TOTAL QUALITY CONSTRUCTION LLC	211.75	-	-	26,000.00	RES ALTERATION
09/02/15	15 22809	1725 W KOCH	ASPEN GROVE CONDOS	TOTAL QUALITY CONSTRUCTION LLC	211.75	-	-	26,000.00	RES ALTERATION
09/03/15	15 22793	610 S 3RD	CROMWELL, RALPH & HEATHER	BLUE MOOSE BUILDERS	94.50	83.69	-	10,000.00	RES ALTERATION
09/03/15	15 22816	522 N 21ST	HUTTO, LINDA	MONTANA CUSTOM CONSTRUCTION	72.00	46.80	-	6,500.00	RES ALTERATION
09/04/15	14 21429	1210 S PINECREST	MOORE, ROBERT E & ROBIN L	GM CONSTRUCTION	102.00	66.30	-	11,000.00	RES ALTERATION
09/08/15	15 22774	1115 N PINECREST	HARRIS, BRAD	MOTIF CONSTRUCTION LLC	177.00	132.44	-	21,000.00	RES ALTERATION
09/08/15	15 22819	608 S 10TH	PILOTTE, DONALD A & TERESA G	KC HANDYMAN	87.00	-	-	9,000.00	RES ALTERATION
09/09/15	15 22837	1128 N SPRUCE	WILLIAMSON, JEBEDIAH C & SHARIE	OWNER IS GENERAL	26.75	17.39	-	800.00	RES ALTERATION
09/10/15	15 22835	506 W BABCOCK	INSULA LLC	INSULA LLC	26.75	91.49	-	10,600.00	RES ALTERATION
09/11/15	15 22776	1017 E OLIVE	KUDRIVA, LIZ ANN	NEAL BAGGETT DESIGN	87.00	91.33	-	9,000.00	RES ALTERATION
09/11/15	15 22839	1016 S 5TH	BIANCO, DONALD J	OZZ CONSTRUCTION	26.75	69.56	-	2,750.00	RES ALTERATION
09/14/15	15 22657	4154 CLYDESDALE	OLECH, JEFFREY M		302.00	238.87	180	45,000.00	RES ALTERATION
09/15/15	15 22860	1420 S GRAND	KIRKLAND, CATHERINE & TIMOTHY	OWNER IS GENERAL	42.00	-	-	2,600.00	RES ALTERATION
09/22/15	15 22866	1110 N PINECREST	LIEN, HANS & ANGELA	OWNER IS GENERAL	94.50	61.43	-	1,000.00	RES ALTERATION
09/23/15	15 22845	1909 CHAMBERS	ROGER RAMJET PROPERTIES LLC	CHASE-SKOGEN HOMES, INC	488.50	428.68	-	100,000.00	RES ALTERATION
09/23/15	15 22908	221 S 14TH	DOOD, ARNOLD R & TERRI M	MONTANA CONSTRUCTION WORKS	57.00	-	-	4,355.00	RES ALTERATION
09/28/15	15 22897	616 S 5TH	SKIDMORE, MARK L	BOZEMAN BUILDERS INC	278.25	306.18	-	56,000.00	RES ALTERATION
09/03/15	15 22820	4517 W BABCOCK	MESSER, JACEY & MITCH	ALL SEASONS ROOFING OF BOZEMAN	124.50	-	-	13,889.00	RESIDENTIAL REROOF
09/14/15	15 22850	126 N SWEETGRASS	SIMON, PETER M	LAST BEST BUILDERS LLC	87.00	-	-	8,535.00	RESIDENTIAL REROOF
09/15/15	15 22852	117 HOFFMAN	SPRINGER, LOWELL & MARY	SUPERIOR ROOFING INC	57.00	-	-	5,000.00	RESIDENTIAL REROOF
09/17/15	15 22876	4447 W BABCOCK	ROUSE, JULIE K	CORNERSTONE CONSTRUCTION LLC	79.50	-	-	7,439.00	RESIDENTIAL REROOF
09/18/15	15 22879	2519 LILY	AMSTADTER, KYLE	ALL SEASONS ROOFING OF BOZEMAN	72.00	-	-	6,900.00	RESIDENTIAL REROOF
09/21/15	15 22888	614 N BLACK	PETERSEN, BRYAN S	OWNER IS GENERAL	26.75	-	-	2,000.00	RESIDENTIAL REROOF
09/21/15	15 22889	208 S 11TH	AVERY, JENNIFER & ALLEN	ALL SEASONS ROOFING OF BOZEMAN	57.00	-	-	4,800.00	RESIDENTIAL REROOF
09/23/15	15 22906	2603 ROSE	SCHLEGEL II, CHARLES R (67%)	BLUE BIRD ROOFING & CONST	57.00	-	-	4,870.00	RESIDENTIAL REROOF
09/18/15	15 22781	708 S 15TH	SEITZ, LAURA MICHELLE	DIAMOND CONST & REMODELING	64.50	41.93	-	6,000.00	WINDOW REPLACEMENT PERMIT
09/21/15	15 22843	427 N 6TH	CATRON CREEK LLC	SILENT T CONSTRUCTION	184.50	119.93	-	22,000.00	WINDOW REPLACEMENT PERMIT
September 2015: 107 Permits; 51 New Housing Units: \$27,516,401.00 Valuation					2,949.25	2,136.14	1,360	466,602.00	
September 2014: 91 Permits; 91 New Housing Units: \$20,515,087.00 Valuation					70,479.25	77,688.10	284,219	27,516,401.00	

Month of September

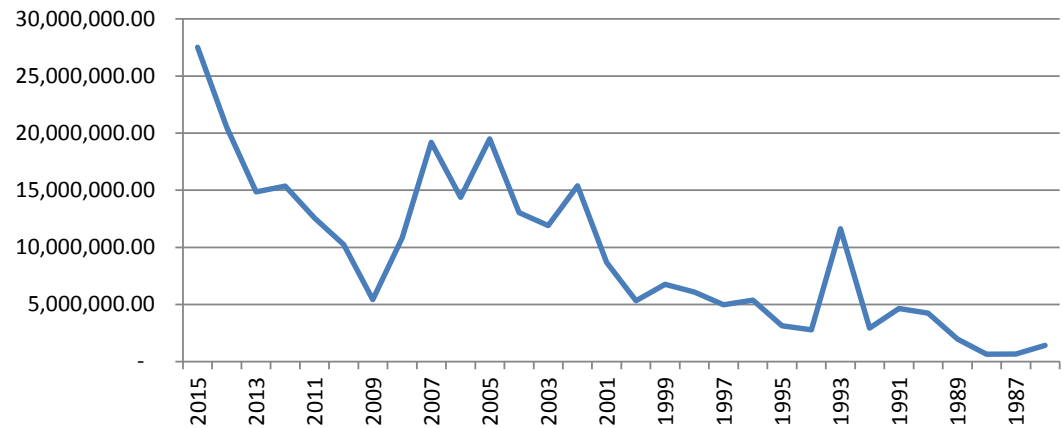
THIRTY YEAR BUILDING PERMIT COMPARISON

Sep-15	Housing Permits	Housing Units	Valuation	YTD Permits	YTD Units
2015	107	51	27,516,401.00	291	159
2014	91	91	20,515,087.00	370	377
2013	121	77	14,863,747.00	315	105
2012	142	24	15,362,972.00	501	83
2011	95	12	12,558,507.00	267	53
2010	72	12	10,248,390.00	393	40
2009	177	16	5,426,809.00	941	139
2008	111	30	10,821,826.00	562	192
2007	89	36	19,188,855.00	631	562
2006	100	59	14,379,734.00	576	459
2005	83	97	19,497,505.00	596	613
2004	86	104	13,043,140.00	664	540
2003	84	62	11,913,504.00	575	330
2002	112	76	15,389,799.00	522	273
2001	80	46	8,693,610.00	462	265
2000	72	31	5,322,933.00	421	256
1999	37	15	6,771,823.00	481	438
1998	81	48	6,078,321.00	529	248
1997	76	38	4,982,471.00	534	198
1996	94	60	5,389,655.00	525	352
1995	77	20	3,135,875.00	462	174
1994	38	16	2,775,018.00	329	185
1993	75	57	11,636,844.00	356	233
1992	3	18	2,934,925.00	300	151
1991	46	27	4,652,019.00	205	115
1990	39	17	4,253,683.00	160	81
1989	26	10	1,983,430.00	103	47
1988	16	5	647,080.00	86	28
1987	16	4	655,654.00	125	20
1986	23	3	1,429,448.00	150	81

Thirty Year Building Permit Comparison



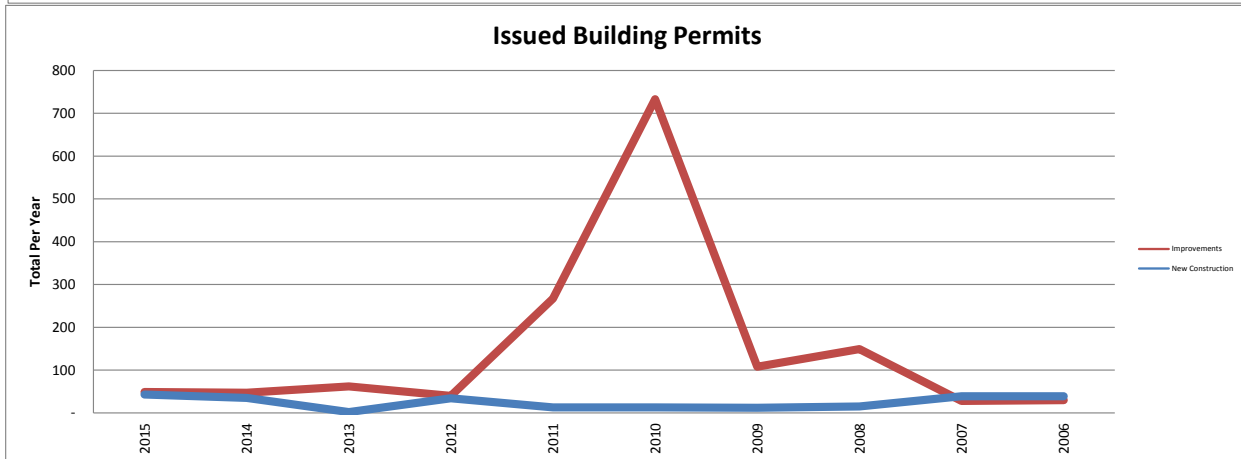
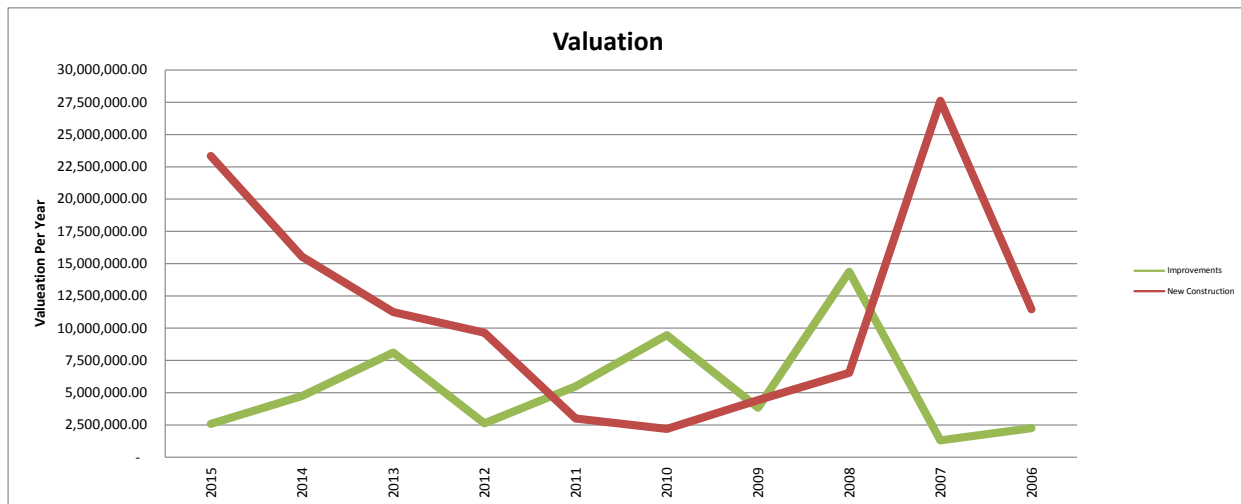
Valuations



**SINGLE MONTH COMPARISON FOR 10 YEAR BUILDING PERMITS
BUILDING DEPARTMENT -- CITY OF BOZEMAN**

	Sep-15		Sep-14		Sep-13		Sep-12		Sep-11	
	BP\U	Valuation	BP\U	Valuation	BP\U	Valuation	BP\U	Valuation	BP\U	Valuation
New Construction										
Single Family	30	7,043,807.00	9	2,685,857.00	38	9,365,192.00	27	7,659,902.00	10	2,283,072.00
Multi Family	2	1,553,139.00	6	6,981,390.00	2	1,769,994.00				
Duplex	1	169,488.00	5	1,806,016.00			4	1,019,397.00		
Townhomes	2	548,782.00	8	1,647,560.00	6	1,236,536.00			2	229,750.00
Commercial	3	13,482,633.00	4	2,008,183.00	3	2,099,236.00	1	939,652.00		
Other	5	540,653.00	3	410,488.00			2	22,400.00	1	489,825.00
SUB-TOTAL	43	23,338,502.00	35	15,539,494.00	2	11,236,740.00	34	9,641,351.00	13	3,002,647.00
Improvements										
Residential	28	548,035.00	30	613,644.00	18	123,536.00	9	715,577.00	173	1,705,469.00
Commercial	15	1,849,971.00	12	4,126,133.00	19	1,148,654.00	31	1,904,535.00	69	3,451,756.00
Fire Supression Systems	6	182,606.00	5	1,251.50	8	192,000.00			11	163,047.00
Other									14	164,087.00
SUB-TOTAL	49	2,580,612.00	47	4,741,028.50	62	8,105,862.50	40	2,620,112.00	267	5,484,359.00
TOTAL PERMITS	92	25,919,114.00	82	20,280,522.50	64	19,342,602.50	74	12,261,463.00	280	8,487,006.00

	Sep-10		Sep-09		Sep-08		Sep-07		Sep-06	
	BP\U	Valuation	BP\U	Valuation	BP\U	Valuation	BP\U	Valuation	BP\U	Valuation
New Construction										
Single Family	8	1,531,893.00	8	1,886,032.00	6	1,565,120.00	26	4,560,224.00	17	4,632,206.00
Multi Family					4	1,617,048.00	1	1,088,369.00	6	2,857,761.00
Duplex					2	827,242.00	1	258,031.00	2	918,835.00
Townhomes	4	600,092.00					6	994,826.00	8	1,429,184.00
Commercial	1	60,000.00	4	2,536,837.00	3	2,529,406.00	5	20,716,476.00	6	1,613,636.00
Other										
SUB-TOTAL	13	2,191,985.00	12	4,422,869.00	15	6,538,816.00	39	27,617,926.00	39	11,451,622.00
Improvements										
Residential	565	5,008,752.00	80	1,044,063.00	20	400,164.00	9	276,899.00	11	420,067.00
Commercial	157	3,636,510.00	16	2,473,173.00	10	12,814,055.00	14	969,756.00	10	1,466,901.00
Fire Supression Systems	8	716,485.00	6	101,568.00	5	251,084.00	4	56,396.00	5	357,182.00
Other	3	97,975.00	6	211,088.00	114	905,387.00	1	3,800.00	4	8,050.00
SUB-TOTAL	733	9,459,722.00	108	3,829,892.00	149	14,370,690.00	28	1,306,851.00	30	2,252,200.00
TOTAL PERMITS	746	11,651,707.00	120	8,252,761.00	164	20,909,506.00	67	28,924,777.00	69	13,703,822.00



IMPACT FEES CALENDAR YEAR 2015

MONTH	STREET	FIRE	WATER	WW	MONTHLY	YTD
January	30,874.17	6,964.70	30,874.17	55,475.70	68,713.04	68,713.04
February	118,361.10	4,966.32	24,896.04	41,788.48	190,011.94	258,724.98
March	363,072.79	22,129.86	158,809.74	95,577.67	639,590.06	898,315.04
April	435,803.65	23,498.37	196,514.47	144,060.29	799,876.78	1,698,191.82
May	241,311.58	16,662.61	121,866.18	70,901.82	450,742.19	2,148,934.01
June	464,615.88	35,009.71	159,578.24	96,158.41	755,362.24	2,904,296.25
July	614,332.22	19,788.78	165,144.48	104,487.55	903,753.03	3,808,049.28
August	361,201.92	15,598.51	97,029.57	61,022.98	534,852.98	4,342,902.26
September	341,492.11	44,925.68	127,487.95	72,951.85	586,857.59	4,929,759.85
October					-	
November					-	
December					-	

BUILDING REVENUE, FISCAL YEAR 2015

MONTH	BUILDING	PLAN REVIEW	ELECTRIC	MECHANICAL/ PLUMBING	Fire Alarm/ Suppression	Penalty/ Other Fees	Monthly	FISCAL YTD
June 2016							-	
May 2016							-	
April 2016							-	
March 2016							-	
February 2016							-	
January 2016							-	
December 2015							-	
November 2015							-	
October 2015							-	
September 2015	70,289.00	80,567.28	7,663.75	11,101.91	1,240.75	2,133.00	172,995.69	453,135.75
August 2015	32,452.03	70,922.81	9,690.75	14,477.75	1,369.75	1,399.00	130,312.09	280,140.06
July 2015	47,455.23	73,865.49	11,127.25	16,021.50	148.50	1,210.00	149,827.97	149,827.97

Figures are for September-15	Housing Starts			Remodels & Additions (includes fences, garages & reroofs)			
	Permits	Valuation	Sq Footage	Residential	#	Valuation	
Single Family Residence	30	7,043,807.00	76,444	Commercial	28	548,035.00	
Duplex - 2 Units	1	169,488.00	1,600		15	1,849,971.00	
Multi-Plex - 12 Units	2	3,106,278.00	35,086			COMMERCIAL STARTS	
Townhome	2	548,782.00	5,716		Bldgs	Valuation	Sq Footage
Other	5	540,653.00	13,574	CITY	3	13,482,633.00	134,472
Total New:	40	11,409,008	132,420	Fiscal Total	8	15,180,673.00	196,069
Total Fiscal Year:	69	23,934,814.00	263,490				