

City of Bozeman



BUILDING INSPECTION DIVISION

BUILDING PERMIT REPORT

2015/FY 2016	Oct-2015		Oct-2014		FYTD as of October 2015		FYTD as of October 2014	
	THIS MONTH - FY2015	THIS MONTH - FY2014	FY TO DATE - FY2015	FY TO DATE - FY2014				
NEW CONSTRUCTION	NO	VALUATION	NO	VALUATION	NO.	VALUATION	NO	VALUATION
SINGLE FAMILY	16	3,812,697.00	17	4,333,417.00	97	24,172,129.00	94	21,472,139.00
DUPLEX	5	2,072,874.00	5	1,806,016.00	8	988,420.00	10	3,685,174.00
MULTI-FAMILY OCT UNITS - 92	9	8,353,688.00	6	6,981,390.00	14	9,195,164.00	22	32,472,523.00
FISCAL YEAR TOTAL UNITS -175					-	175 Units		285 Units
MISC (GARAGE, SHED, ADU ETC.)	5	637,795.00	3	410,488.00	16	830,725.00	18	1,223,826.00
ASSEMBLY					2	135,044.00	-	-
BUSINESS					2	13,295,633.00	6	5,307,021.00
EDUCATIONAL					-	-	-	-
FACTORY					-	-	-	-
HAZARDOUS			2	1,463,805.00	-	-	2	1,463,805.00
INSTITUTIONAL					-	-	-	-
MERCHANTILE					-	-	2	1,774,424.00
MOTEL/HOTEL					-	-	-	-
STORAGE / OTHER	1	75,000.00	2	544,378.00	9	3,635,956.00	5	706,524.00
TOTAL	36	14,952,054.00	44	14,235,022.00	43	52,253,071.00	159	68,105,436.00
ADDITION/REMODEL	NO.	VALUATION	NO.	VALUATION	NO.	VALUATION	NO.	VALUATION
RESIDENTIAL	22	3,691,873.00	30	613,644.00	87	5,611,673.00	95	2,519,832.00
COMMERCIAL	21	1,612,940.00	12	4,126,133.00	80	13,034,079.00	54	18,300,022.00
TOTAL	43	5,304,813.00	42	4,739,777.00	167	18,645,752.00	149	20,819,854.00
CONSTRUCTION VALUE								
REVENUE	NO	AMOUNT	NO	AMOUNT	NO	AMOUNT	NO	AMOUNT
BUILDING	102	41,452.03	91	64,855.90	306	159,196.26	369	204,941.20
PLAN CHECK	113	84,415.75	115	45,306.53	601	238,848.52	531	165,161.26
ELECTRICAL	79	8,737.40	101	9,176.50	361	27,528.40	286	27,828.75
PLUMBING/MECHANICAL	111	13,273.42	119	11,678.50	365	40,396.83	447	52,762.07
FIRE ALARM /SPRINKLER SYSTEM	6	1,314.00	5	1,251.50	16	2,752.75	13	2,364.75
DEMOLITION	3	225.00	1	75.00	6	450.00	16	900.00
CODE ENFORCEMENT	1	75.00	-	-	1	75.00	5	525.00
SIGNS PERMITS	14	555.75	8	485.50	38	1,958.50	32	1,884.50
PENALTIES	1	49.50	11	684.00	7	451.25	30	4,804.00
EXTENSION FEES	1	75.00	3	225.00	16	1,200.00	9	675.00
INSPECTION FEES	1	75.00	1	75.00	6	450.00	6	375.00
MISC REVENUE	3	31.50	6	22.50	7	70.00	17	411.62
TOTAL	435	150,279.35	461	133,835.93	1,730	473,377.51	1,761	462,633.15

Mr Chris Kukulski
 City Manager
 PO Box 1230
 Bozeman MT 59771

Dear Mr Kukulski:

The following report is submitted to show the permits issued and fees charged for the month of October 2015. The list of building, plumbing and electrical permits are attached in addition to the monthly and yearly summary of housing and commercial building activity.

	2015		2014	
	No.	Fee	No.	Fee
Electrical Permits	79	8,737.40	84	9,610.32
Plumbing/Mechanical Permits	111	13,273.42	139	17,555.16
Moving Permits	-	-	-	-
Demolition Permits	3	225.00	3	225.00
Fire Alarm/Supression Systems	6	1,314.00	10	2,717.00
Inspection Fees	1	75.00	-	-
Sign Pemit	14	555.75	5	231.75
Code Enforcement	1	75.00	-	-
Penalty Fees	1	49.50	-	-
Plan Check Fees	113	84,415.75	152	60,718.30
Building Permits	102	41,452.03	103	29,839.05
SUB-TOTALS:	431	150,172.85	496	120,896.58
Other Bldg Div Rev.	3	31.50	4	64.00
Building Bond Fees	3	6,000.00		
Water Payback Fees				
New Water	32	11,984.09	41	10,865.02
New Sewer	29	609.00	34	714.00
Water/Sewer Inspection Fee	28	2,800.00	35	3,494.00
Water Renewal				
Sewer Renewal				
Eng. Maps/Prints/Docs	3	37.16	5	118.95
Floodplain Dev. Permits				
Storm Water Permit			3	225.00
Degredation Permit	4	2,380.95	1	405.00
Street Cut Permits	3	150.00	1	50.00
Street/Alley Vacation Fees				
Cash-in-Lieu of Water Rights			1	44,928.00
Other Eng. Misc. Rev.	1	12.25		
Planning Docs/Maps				
Encroachment Permits				
Planning Review Residential	55	2,650.00		
Planning Review Commercial	21	2,205.00		
Planning Review Signs	15	1,675.00		
License Plate Fee				
Master Plan Amendment				
Subdivision Review Fees				
Improvements Agreement			4	2,806.41
Other Planning Div. Rev.	3	30.00	7	1,839.39
Planning Review Fees				
Zoning/Comm. Dev. Docs/Maps				
Deposits / Rent Chall Gardens				
Certificate of Appropriateness COA				
Zone Map/Code Amendments				
Pay-in-lieu of Parks			1	25.00
Planning & Zoning	58	119,338.81	43	41,249.96
Parade / Public Assembly Permit	3	105.00	4	355.00
Film Permit	2	60.00	3	90.00
Annexation Fees				
V & A - Appeals				
V & A - Variances				
Other Zoning/CD Rev/Sign Tag				
Planned Unit Development - PUD				
Street Impact Fees	29	173,603.82	42	279,665.19
Fire Impact Fees	34	20,384.18	38	11,882.76
Water Impact Fees	32	144,814.94	38	106,387.12
WasteWater Impact Fees	32	77,018.64	38	62,245.27
SUB-TOTAL:	390	565,890.34	343	567,410.07
TOTAL RECEIPTS:	821	716,063.19	839	688,306.65

Respectfully submitted,

Bob Risk
 Chief Building Official

October 2015 - Building Permits											
DATE	PERMIT #	ADDRESS		OWNER	CONTRACTOR	PERMIT FEE	PLAN CHECK	SQ FOOT	VALUATION	DESCRIPTION	
10/07/15	15 22884	432	S	CHURCH	CITY OF BOZEMAN, PARKS/REC	MFGR INC	407.25	264.71	-	75,000.00	COMM STRUCTURES OTHER THAN BLD
							407.25	264.71	-	75,000.00	
10/20/15	15 22313	22	W	MAIN	FLORENCE CONDO	SOWLES CO	230.75	149.99	60	30,000.00	COMM ALTERATION
10/01/15	15 22757	2825	W	MAIN	GALLATIN MALL GROUP LLC	DL MORSE AND ASSOCIATES, INC	32.75	310.38	-	70,000.00	COMM TENANT IMPROVEMENT
10/05/15	15 22499	404	W	MAIN	BOZEMAN SCHOOL DISTRICT #7	SIMONSON CONSTRUCTION, LLC	87.00	214.99	-	47,000.00	COMM TENANT IMPROVEMENT
10/08/15	15 22810	810	N	WALLACE	BOBBI CLEM	DAN MOTT CONSTRUCTION	42.00	427.35	-	45,800.00	COMM TENANT IMPROVEMENT
10/09/15	15 22964	2825	W	MAIN	GALLATIN MALL GROUP LLC	TRUITT CONSTRUCTION LLC	42.00	17.39	-	2,300.00	COMM TENANT IMPROVEMENT
10/15/15	15 22929	1716	W	BABCOCK	MG PROPERTIES 1 LLC MT LLC	MONTANA CONSTRUCTION WORKS	230.75	189.64	-	34,500.00	COMM TENANT IMPROVEMENT
10/15/15	15 22972	506		FRONT	UNIVERSAL ATHLETICS	J & E OLSON CONSTRUCTION INC	57.00	37.05	-	5,000.00	COMM TENANT IMPROVEMENT
10/16/15	15 22903	1629	W	MAIN	BOZEMAN SHOPPING CENTER LLC	R & R TAYLOR CONSTRUCTION, INC	162.00	174.37	-	27,800.00	COMM TENANT IMPROVEMENT
10/19/15	15 22245	867	S	29TH	MITCHELL DEVELOPMENT	MITCHELL DEVELOPMENT GROUP	79.50	879.78	-	220,000.00	COMM TENANT IMPROVEMENT
10/19/15	15 22772	1455	W	OAK	OPPORTUNITY BANK	TRICON COMMERCIAL CONSTRUCTION	407.25	380.74	3,674	75,000.00	COMM TENANT IMPROVEMENT
10/20/15	15 22603	1501		MANDEVILLE	IDAHO TOWER CO	VERTICAL LIMIT CONSTRUCTION, L	230.75	149.99	-	30,000.00	COMM TENANT IMPROVEMENT
10/21/15	15 22807	1527	W	MAIN	RED MOUNTAIN GROUP	BUILDING DIMENSIONS INC	254.50	165.43	-	35,000.00	COMM TENANT IMPROVEMENT
10/21/15	15 22919	2905	W	MAIN	Morris Klare	MORRIS KLARE CONSTRUCTION	57.00	71.83	-	13,000.00	COMM TENANT IMPROVEMENT
10/22/15	15 22815	8645		HUFFINE	ROCKY MOUNTAIN CREDIT UNION	MOMENTUM INC.	1,873.00	2,795.10	13,400	605,000.00	COMM TENANT IMPROVEMENT
10/22/15	15 22970	614	W	GRIFFIN	LIZ KILBY-LB KITCHENS	LB KITCHENS LLC	230.75	422.83	2,240	30,000.00	COMM TENANT IMPROVEMENT
10/22/15	15 23002	726	N	7TH	JOSHTINE LLC	TYMARC LLC	79.50	51.68	-	7,240.00	COMM TENANT IMPROVEMENT
10/26/15	15 23018	1001	W	OAK	TANGE FAMILY LLC	BUD MONTS CONTRACTING INC	26.75	34.78	-	1,250.00	COMM TENANT IMPROVEMENT
10/27/15	15 22205	862		HARMON STREAM	MITCHELL DEVELOPMENT	MITCHELL DEVELOPMENT GROUP	49.50	717.29	2,547	200,000.00	COMM TENANT IMPROVEMENT
10/28/15	15 22546	34	N	BOZEMAN	NEISHABOURI, JALAL	QUAZU, LLC / DANEIL ABBOTT	109.50	245.72	-	40,000.00	COMM TENANT IMPROVEMENT
10/28/15	15 22964	2825	W	MAIN	GALLATIN MALL GROUP LLC	TRUITT CONSTRUCTION LLC	26.75	17.39	-	2,300.00	COMM TENANT IMPROVEMENT
10/21/15	15 23029	824	W	MAIN	SEBENA, LISA	MCLEES, INC	462.50	-	-	91,750.00	COMMERCIAL REROOF
							4,771.50	7,453.72	21,921	1,612,940.00	
10/01/15	15 22927	37	S	WILLSON	DOWNTOWNER LLC	SMC, LLC	75.00	-	-	1,000.00	DEMOLITION PERMIT
10/09/15	15 22957	820	S	TRACY	THOMPSON, WILLIAM B	OWNER IS GENERAL	75.00	-	-	5,000.00	DEMOLITION PERMIT
10/26/15	15 23046	2007		FAIRWAY	BARBER, RICHARD D	ARLEE GREEN CONSTRUCTION INC	75.00	-	-	5,000.00	DEMOLITION PERMIT
							225.00	-	-	11,000.00	
10/12/15	14 21595	100		NELSON	MT DEPT TRANSPORTATION (MDOT)	KRUSE ENTERPRISES INC	297.25	-	-	43,610.00	FIRE PROTECTION SYSTEMS PERMIT
10/12/15	14 21594	100		NELSON	MT DEPT TRANSPORTATION (MDOT)	KRUSE ENTERPRISES INC	297.25	-	-	43,610.00	FIRE PROTECTION SYSTEMS PERMIT
10/12/15	15 22967	101	E	MAIN	WILLSON BUILDING CONDOS	COPPERMINE FIRE SUPPRESSION SY	94.50	-	-	10,000.00	FIRE PROTECTION SYSTEMS PERMIT
10/13/15	15 21952	3093	N	27TH	CHASE SKOGEN CONSTRUCTION	CHASE-SKOGEN HOMES, INC	94.50	-	-	38,640.00	FIRE PROTECTION SYSTEMS PERMIT
10/22/15	15 22965	614	W	GRIFFIN	BIG SKY WESTERN BANK, DIV OF	COPPERMINE FIRE SUPPRESSION SY	42.00	27.30	-	2,500.00	FIRE PROTECTION SYSTEMS PERMIT
10/19/15	15 22038	701		GOLD	BARNARD, TIMOTHY	BARNARD CONSTRUCTION CO, INC	488.50	-	-	100,000.00	FIRE PROTECTION SYSTEMS PERMIT
							1,314.00	27.30	-	238,360.00	
10/02/15	15 22911	2405	W	MAIN	JATA LLC	BEARTOOTH SIGN & DESIGN, LLC	57.00	37.05	-	4,600.00	SIGN PERMIT
10/06/15	15 22912	202	S	WILLSON	BOZEMAN UNITED METHODIST CHRCH	ALLEGRA	26.75	17.39	-	780.00	SIGN PERMIT
10/08/15	15 22926	108	W	MAIN	DOWNTOWNER LLC	UPTOWN SIGNS	26.75	17.39	-	1,200.00	SIGN PERMIT
10/13/15	15 22899	424	E	MAIN	KIRT, KAREN M	ALLEGiant BUILDING MANAGEMENT	26.75	17.39	-	1,000.00	SIGN PERMIT
10/19/15	15 22770	242	E	MAIN	ANNIE MILNER	SCS UNLIMITED INC	26.75	17.39	-	1,180.00	SIGN PERMIT
10/19/15	15 22935	242	E	MAIN	ANNIE MILNER	SCS UNLIMITED INC	26.75	17.39	-	800.00	SIGN PERMIT
10/19/15	15 22946	611	N	WALLACE	HRTISCO, GEORGE & LAWRENCE	SIGNS OF MONTANA	26.75	17.39	-	350.00	SIGN PERMIT
10/19/15	15 22947	682	S	FERGUSON	KLEM, DAVE & MARJORIE	SIGNS OF MONTANA	26.75	17.39	-	137.00	SIGN PERMIT
10/19/15	15 22948	867	S	29TH	MITCHELL DEVELOPMENT	SIGNS OF MONTANA	49.50	32.18	-	3,075.00	SIGN PERMIT
10/19/15	15 22962	1919	W	MAIN	LADENDORF EQUITIES 1 LLC	SIGNS OF MONTANA	117.00	76.05	-	13,000.00	SIGN PERMIT
10/20/15	15 22754	1910	N	22ND	THOMSON, RICHARD	SIGN SOLUTIONS BOZEMAN	49.50	32.18	-	3,190.00	SIGN PERMIT
10/20/15	15 22847	822		STONERIDGE	SOHA, CHARLES	SIGN SOLUTIONS BOZEMAN	42.00	44.69	-	2,500.00	SIGN PERMIT
10/22/15	15 22981	1428	N	15TH	KRASKA AND SONS PROPERTIES LLC	INK OUTSIDE THE BOX	26.75	17.39	-	786.00	SIGN PERMIT
10/27/15	15 23001	301	N	WILLSON	SNOW RIDGE PROPERTIES LLC	BEARTOOTH SIGN & DESIGN, LLC	26.75	17.39	-	500.00	SIGN PERMIT
							555.75	378.66	-	33,098.00	
10/16/15	15 22951	509	N	CHURCH	QUINN, DEIRDRE P	ALL KRAFTS CONSTRUCTION LLC	139.50	90.68	-	15,228.00	RES ACCESSORY BLDG
10/06/15	15 22684	4559		WATERS	HASKINS, MARTY J & KELLY	MONARCH HOMES LLC	239.00	295.40	1,147	78,669.00	RES ACCESSORY DWELLING UNIT
10/07/15	15 22222	813	S	5TH	OLLIFF, S THOMAS & MARGARET	YOUR NEW OLD HOUSE LLC	231.00	310.42	1,105	78,979.00	RES ACCESSORY DWELLING UNIT
10/09/15	14 21300	401	W	DICKERSON	CHO, BYOUNGSOO	NORTHERN SUPPLY CO	457.50	438.90	625	66,206.00	RES ACCESSORY DWELLING UNIT
10/06/15	15 22708	1055		ROSA	ROSA CONSTRUCTION	ROSA CONSTRUCTION, INC	933.00	524.07	4,100	384,619.00	RES DUPLEX (2 UNITS)

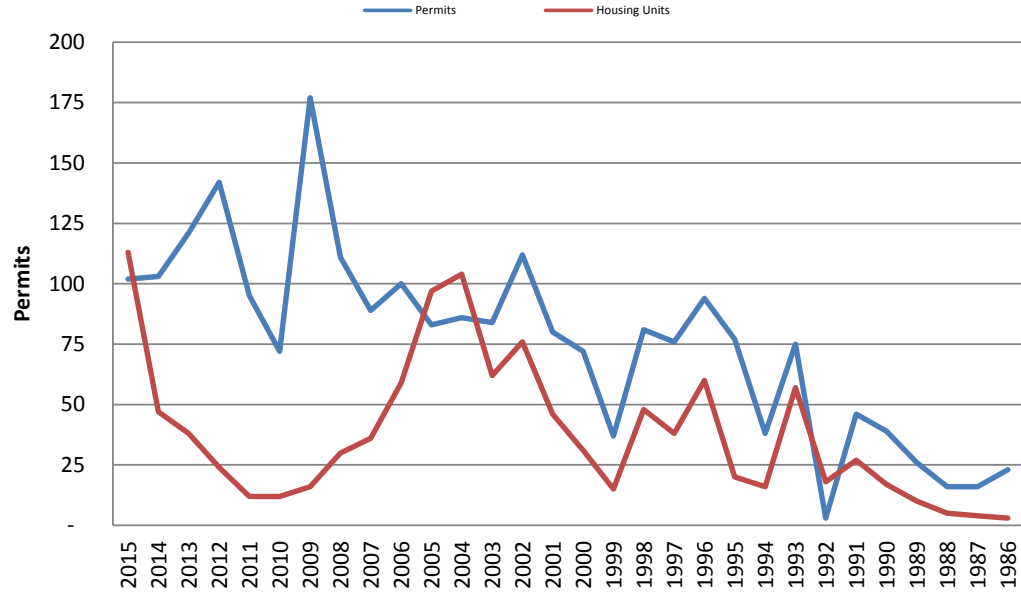
DATE	PERMIT #	ADDRESS	OWNER	CONTRACTOR	PERMIT FEE	PLAN CHECK	SQ FOOT	VALUATION	DESCRIPTION
10/09/15	15 22709	1083 ROSA	ROSA CONSTRUCTION	ROSA CONSTRUCTION, INC	933.00	524.07	4,100	384,619.00	RES DUPLEX (2 UNITS)
10/15/15	15 22610	5183 DRAGON FLY	NORTON PROPERTIES LLC	NORTON RANCH HOMES, LLC	996.00	1,160.11	4,494	402,811.00	RES DUPLEX (2 UNITS)
10/22/15	15 22829	5425 GLENKIRK	LAUREL PARK DEVELOPMENT LLC	GREAT WESTERN INVESTMENTS LLC	1,080.75	1,277.58	4,724	434,313.00	RES DUPLEX (2 UNITS)
10/29/15	15 22830	1043 TWIN LAKES	M & S HOLDINGS LLC	TRIPLE MT CONSTRUCTION	821.75	952.81	4,378	400,306.00	RES DUPLEX (2 UNITS)
10/29/15	15 22834	1005 TWIN LAKES	VELOCITY DEVELOPMENT LLC	TRIPLE MT CONSTRUCTION	821.75	952.81	4,338	398,713.00	RES GARAGES & CARPORTS
10/14/15	15 22203	608 S 14TH	SOWERS, AMY	OWNER IS GENERAL	60.00	55.55	315	12,546.00	RES SINGLE FAMILY DWELLING
10/02/15	15 22877	2976 WESTWIND	SCHUELKE PROPERTIES LLC	MATT COOPER CONSTRUCTION LLC	656.00	806.29	2,924	273,318.00	RES SINGLE FAMILY DWELLING
10/02/15	15 22878	517 N BLACK	CLOSE, JESSE	SOVULEWSKI CONSTRUCTION	415.00	475.91	1,861	169,903.00	RES SINGLE FAMILY DWELLING
10/06/15	15 22683	4559 WATERS	HASKINS, MARTY J & KELLY	MONARCH HOMES LLC	558.00	710.69	2,398	254,020.00	RES SINGLE FAMILY DWELLING
10/06/15	15 22784	4611 KIMBERWICKE	BURNETT, PARLEY & LINDSAY	ASCENT HOME BUILDERS INC	601.00	696.50	2,718	241,582.00	RES SINGLE FAMILY DWELLING
10/14/15	15 22853	2928 WESTWIND	MAHAR MONTANA HOMES LLC	SULLIVAN CONSTRUCTION	570.50	712.50	2,324	211,280.00	RES SINGLE FAMILY DWELLING
10/14/15	15 22859	3091 TSCHACHE	PATRICK EIBS	ROI LLC	452.00	583.28	2,035	182,649.00	RES SINGLE FAMILY DWELLING
10/14/15	15 22895	2473 DAFFODIL	KRESGE CONSTRUCTION INC	KRESGE CONSTRUCTION INC	486.00	580.64	2,183	198,460.00	RES SINGLE FAMILY DWELLING
10/14/15	15 22934	2495 DAFFODIL	KRESGE CONSTRUCTION INC	KRESGE CONSTRUCTION INC	486.00	590.39	2,183	198,460.00	RES SINGLE FAMILY DWELLING
10/20/15	14 20261	1112 S TRACY	MERIANNE JAMES	YELLOWSTONE TRADITIONS, INC	1,095.25	2,668.13	2,915	348,356.00	RES SINGLE FAMILY DWELLING
10/20/15	15 22517	116 S RELIANCE	NORTON RANCH HOMES	NORTON RANCH HOMES, LLC	444.00	541.76	2,012	177,173.00	RES SINGLE FAMILY DWELLING
10/20/15	15 22827	4505 KIMBERWICKE	HICKS, WYATT A & LUCILLE D	MOUNTAIN HIGH HOMES INC	989.50	1,089.99	4,169	391,386.00	RES SINGLE FAMILY DWELLING
10/22/15	15 22901	2482 CREE	GUINNESS PARTNERS	GREENE CONSTRUCTION, INC	778.00	726.12	3,684	350,000.00	RES SINGLE FAMILY DWELLING
10/23/15	15 22858	958 KNOLLS	MCGOWEN, MARSHA	CHASE-SKOGEN HOMES, INC	497.50	596.16	1,999	179,563.00	RES SINGLE FAMILY DWELLING
10/23/15	15 22865	4768 VICTORY	KROUSS BUILDERS INC	KROUSS BUILDERS INC	819.00	986.47	3,692	331,868.00	RES SINGLE FAMILY DWELLING
10/26/15	15 22949	2463 THOROUGHbred	CLEVELAND, JOE THOMAS	KROUSS BUILDERS INC	696.00	862.84	3,144	292,133.00	RES SINGLE FAMILY DWELLING
10/1/2015	15 22761	890 SANDERS	MEYER-GARRITY GROUP LLC	MEYER-GARRITY GROUP LLC	1,386.00	1,521.21	6,244	528,055.00	RES TRIPLEX, FOURPLEX
10/01/15	15 22763	876 SANDERS	MEYER-GARRITY GROUP LLC	MEYER-GARRITY GROUP LLC	1,386.00	1,521.21	6,244	528,055.00	RES TRIPLEX, FOURPLEX
10/14/15	15 21655	2708 COBBLESTONE	P & C PARTNERSHIPS	SHANE COLLINS CONSTRUCTION INC	1,828.00	2,088.56	8,164	711,042.00	RES TRIPLEX, FOURPLEX
10/09/15	15 22690	3820 BLONDIE	FOUR POINTS MT LLC	ROTHERHAM CONSTRUCTION, INC	3,105.00	3,855.29	13,985	1,097,756.00	RES 5+ UNITS
10/09/15	15 22692	3824 BLONDIE	FOUR POINTS MT LLC	ROTHERHAM CONSTRUCTION, INC	3,105.00	1,927.64	13,985	1,097,756.00	RES 5+ UNITS
10/09/15	15 22693	3828 BLONDIE	FOUR POINTS MT LLC	ROTHERHAM CONSTRUCTION, INC	3,105.00	1,927.64	13,985	1,097,756.00	RES 5+ UNITS
10/09/15	15 22694	3832 BLONDIE	FOUR POINTS MT LLC	ROTHERHAM CONSTRUCTION, INC	3,105.00	1,927.64	13,985	1,097,756.00	RES 5+ UNITS
10/1/2015	15 22691	3818 BLONDIE	FOUR POINTS MT LLC	ROTHERHAM CONSTRUCTION, INC	3,105.00	1,927.64	13,985	1,097,756.00	RES 5+ UNITS
10/1/2015	15 22695	3838 BLONDIE	FOUR POINTS MT LLC	ROTHERHAM CONSTRUCTION, INC	3,105.00	1,927.64	13,985	1,097,756.00	RES 5+ UNITS
					39,487.00	37,834.54	174,129	14,810,848.00	
10/22/15	15 22590	274 STAFFORD	JOHNSON, JASON & KORTNEE	MTHC, INC	384.50	309.41	641	67,901.00	RES ADDITION
10/08/15	15 22953	913 W STORY	SANDERS, SHANE & AMY	CORNERSTONE CONSTRUCTION LLC	57.00	-	-	4,038.00	RESIDENTIAL REROOF
10/09/15	15 22963	612 S GRAND	CASHIN, TIMOTHY & TONI SCHARFF	TARPEY CONSTRUCTION INC	139.50	-	-	15,700.00	RESIDENTIAL REROOF
10/16/15	15 22997	807 S BLACK	REISTAD, KYRSTEN & CORY	KOSKI CONSTRUCTION	79.50	-	-	7,100.00	RESIDENTIAL REROOF
10/20/15	15 23009	524 N WALLACE	FULTON, KELLY A & ELIZABETH W	SICKLER RESIDENTIAL ROOFING	42.00	-	-	2,585.00	RESIDENTIAL REROOF
10/20/15	15 23013	514 TETON	TILLEMANN, GARY	TILLEMANN CONSTRUCTION INC	79.50	-	-	8,000.00	RESIDENTIAL REROOF
10/28/15	15 23052	301 E STORY	FONTENOT, BRIT T & KRISTINA A	ROBERT LANGLEY ENTERPRISES	94.50	-	-	10,000.00	RESIDENTIAL REROOF
10/01/15	14 21240	300 W MAIN	EAST WILLSON LLC	BRIDGER BUILDERS, INC	515.75	9,405.51	40,792	3,500,000.00	RES ALTERATION
10/06/15	15 22894	216 W ALDERSON	BLACK LOA LLC	TIM DEAN CONSTRUCTION, INC	94.50	61.43	-	10,000.00	RES ALTERATION
10/06/15	15 22928	1110 S 3RD	LEADNARD WEBER	COOKSTAR PRODUCTIONS	57.00	123.66	-	20,000.00	RES ALTERATION
10/07/15	15 22950	310 N WALLACE	LAUREN STERN	OWNER IS GENERAL	42.00	54.60	-	3,000.00	RES ALTERATION
10/19/15	15 22961	1026 MOUNTAIN ASH	HART-SMITH, LINDA	TWINS CONSTRUCTION	49.50	32.18	-	3,900.00	RES ALTERATION
10/21/15	15 22978	2401 FAIRWAY	WEAVER, RICHARD & RACHEL	OWNER IS GENERAL	26.75	17.39	-	1,500.00	RES ALTERATION
10/21/15	15 22987	1222 S ROUSE	AFKHAM LLC	SIGHT TECH CONSTRUCTION	49.50	32.18	-	4,000.00	RES ALTERATION
10/21/15	15 23027	3939 RAIN ROPER	DESCHEEMAEKER, SCOTT & NANCY	DECK DEPOT LLC.	177.00	115.05	-	20,225.00	RES ALTERATION
10/22/15	15 23007	702 N TRACY	WAGNER, BRIAN & CONSTANCE	PRINCE CONTRACTING, INC	64.50	59.32	-	7,500.00	RES ALTERATION
10/27/15	15 23014	2002 S TRACY	COOPER, MONTE LEE	OWNER IS GENERAL	42.00	27.30	-	2,424.00	RES ALTERATION
10/27/15	15 23038	322 N TRACY	LEE, CRAIG M & JENNIFER	ASPEN CARPENTRY	49.50	32.18	-	4,000.00	RES ALTERATION
10/28/15	15 23025	521 W OLIVE	COLEMAN III, MARTIN A	OWNER IS GENERAL	230.75	295.27	-	30,000.00	RES ALTERATION
10/19/15	15 21714	329 N MONTANA	BAYLEY, ROBERT T	LIQUID SOLAR SYSTEMS	72.00	46.80	-	7,000.00	SOLAR WATER HEATER
10/21/15	15 22982	2503 SPRING CREEK	BLATT, RAYMOND	GALLATIN GLASS WORKS INC	147.00	95.55	-	16,447.00	WINDOW REPLACEMENT PERMIT
10/23/15	15 23006	418 N 5TH	PETERSON, CURTIS & CAROL	MONTANA CUSTOM CONSTRUCTION	26.75	34.78	-	2,500.00	WINDOW REPLACEMENT PERMIT
October 2015: 102 Permits; 113 New Housing Units: \$20,462,119.00 Valuation					2,044.50	10,270.21	41,433	3,691,873.00	
October 2014: 103 Permits; 47 New Housing Units: \$39,790,987.00 Valuation					48,580.00	56,229.14	237,483	20,462,119.00	

Month of October

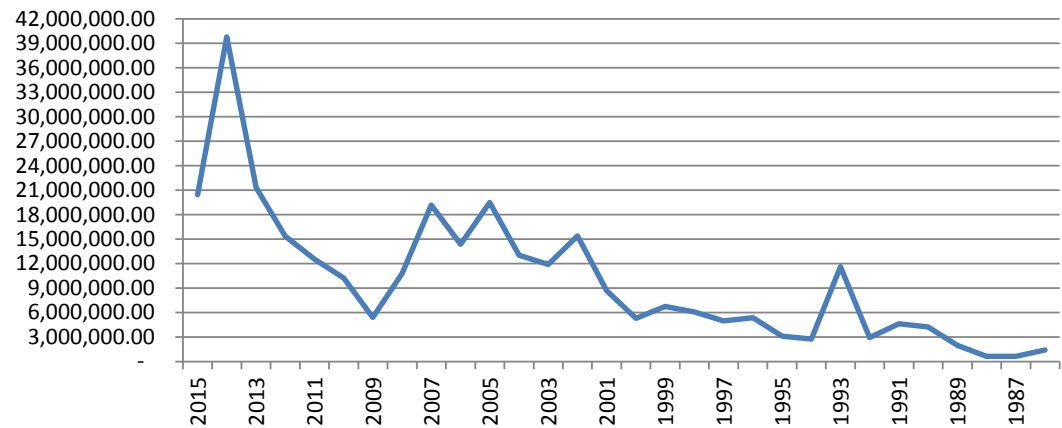
THIRTY YEAR BUILDING PERMIT COMPARISON

Oct-15	Housing Permits	Housing Units	Valuation	YTD Permits	YTD Units
2015	102	113	20,462,119.00	393	272
2014	103	47	39,790,987.00	473	424
2013	121	38	21,344,865.00	315	105
2012	142	24	15,362,972.00	501	83
2011	95	12	12,558,507.00	267	53
2010	72	12	10,248,390.00	393	40
2009	177	16	5,426,809.00	941	139
2008	111	30	10,821,826.00	562	192
2007	89	36	19,188,855.00	631	562
2006	100	59	14,379,734.00	576	459
2005	83	97	19,497,505.00	596	613
2004	86	104	13,043,140.00	664	540
2003	84	62	11,913,504.00	575	330
2002	112	76	15,389,799.00	522	273
2001	80	46	8,693,610.00	462	265
2000	72	31	5,322,933.00	421	256
1999	37	15	6,771,823.00	481	438
1998	81	48	6,078,321.00	529	248
1997	76	38	4,982,471.00	534	198
1996	94	60	5,389,655.00	525	352
1995	77	20	3,135,875.00	462	174
1994	38	16	2,775,018.00	329	185
1993	75	57	11,636,844.00	356	233
1992	3	18	2,934,925.00	300	151
1991	46	27	4,652,019.00	205	115
1990	39	17	4,253,683.00	160	81
1989	26	10	1,983,430.00	103	47
1988	16	5	647,080.00	86	28
1987	16	4	655,654.00	125	20
1986	23	3	1,429,448.00	150	81

Thirty Year Building Permit Comparison



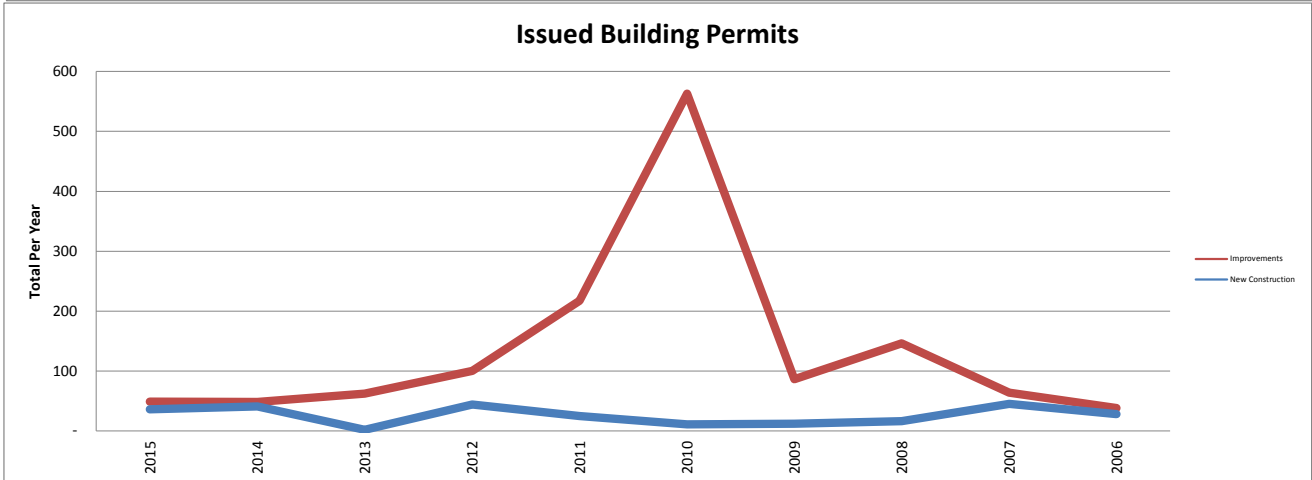
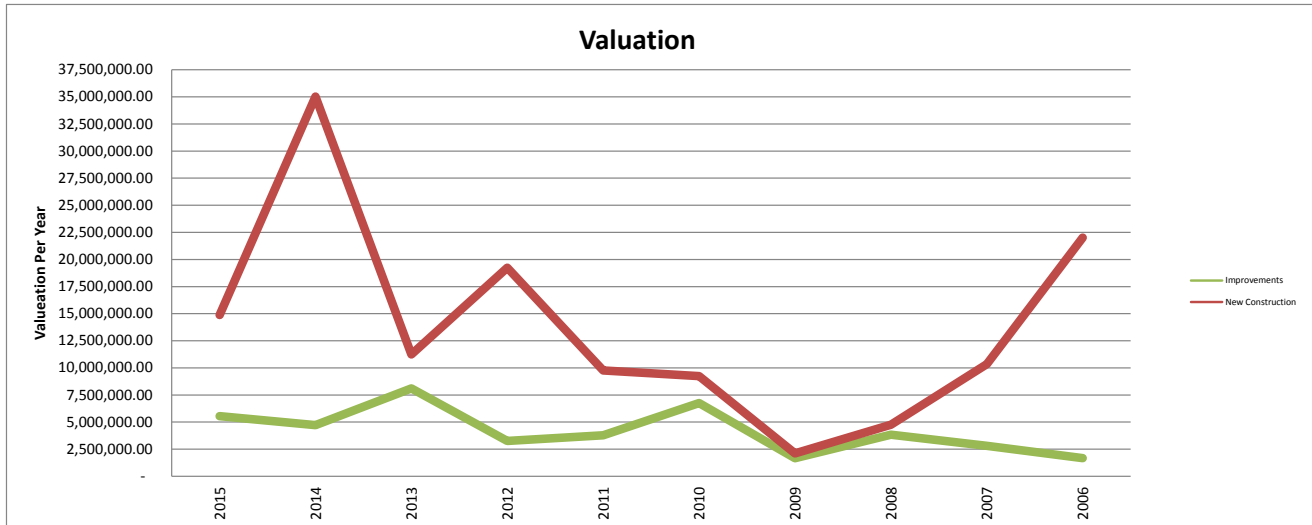
Valuations



**SINGLE MONTH COMPARISON FOR 10 YEAR BUILDING PERMITS
BUILDING DEPARTMENT -- CITY OF BOZEMAN**

	Oct-15		Oct-14		Oct-13		Oct-12		Oct-11	
	BP\U	Valuation	BP\U	Valuation	BP\U	Valuation	BP\U	Valuation	BP\U	Valuation
New Construction										
Single Family	16	3,812,697.00	29	7,177,581.00	31	7,892,969.00	32	7,737,235.00	21	5,099,942.00
Multi Family	9	8,353,688.00	2	1,991,150.00	3	2,079,644.00	5	5,851,846.00	1	862,503.00
Duplex	5	2,006,668.00					1	312,005.00		
Townhomes	-	-	2	242,026.00	4	699,989.00				
Commercial	1	75,000.00	3	21,304,405.00	2	6,514,986.00	3	5,297,219.00	3	3,800,648.00
Other	5	637,795.00	5	4,308,718.00	1	15,000.00	3	46,277.00		
SUB-TOTAL	36	14,885,848.00	41	35,023,880.00	2	11,236,740.00	44	19,244,582.00	25	9,763,093.00
Improvements										
Residential	22	3,691,873.00	26	277,126.00	24	943,912.00	55	949,179.00	160	2,173,542.00
Commercial	21	1,612,940.00	19	4,305,996.00	27	997,285.00	42	2,308,615.00	39	1,275,258.00
Fire Supression Systems	6	238,360.00	3	134,519.00	5	535.50	3	513.25	8	311,861.00
Other									10	28,902.00
SUB-TOTAL	49	5,543,173.00	48	4,717,641.00	62	8,105,862.50	100	3,258,307.25	217	3,789,563.00
TOTAL PERMITS	85	20,429,021.00	89	39,741,521.00	64	19,342,602.50	144	22,502,889.25	242	13,552,656.00

	Oct-10		Oct-09		Oct-08		Oct-07		Oct-06	
	BP\U	Valuation	BP\U	Valuation	BP\U	Valuation	BP\U	Valuation	BP\U	Valuation
New Construction										
Single Family	8	1,761,746.00	12	2,113,402.00	11	2,155,182.00	28	6,403,092.00	10	2,577,813.00
Multi Family					1	651,649.00	3	1,546,004.00	7	3,130,567.00
Duplex					1	268,860.00	1	363,654.00		
Townhomes	2	411,654.00					13	2,029,141.00	2	411,174.00
Commercial	1	7,067,422.00			3	1,685,003.00			9	15,890,062.00
Other										
SUB-TOTAL	11	9,240,822.00	12	2,113,402.00	16	4,760,694.00	45	10,341,891.00	28	22,009,616.00
Improvements										
Residential	451	4,082,522.00	56	749,184.00	13	310,874.00	24	725,928.00	15	286,174.00
Commercial	103	2,367,764.00	20	706,955.00	32	2,639,077.00	23	1,627,658.00	18	1,263,351.00
Fire Supression Systems	5	95,869.00	7	171,176.00	6	33,757.00	12	405,835.00	3	112,660.00
Other	4	217,775.00	3	41,700.00	95	844,545.00	5	48,484.00	2	21,400.00
SUB-TOTAL	563	6,763,930.00	86	1,669,015.00	146	3,828,253.00	64	2,807,905.00	38	1,683,585.00
TOTAL PERMITS	574	16,004,752.00	98	3,782,417.00	162	8,588,947.00	109	13,149,796.00	66	23,693,201.00



IMPACT FEES CALENDAR YEAR 2015

MONTH	STREET	FIRE	WATER	WW	MONTHLY	YTD
January	30,874.17	6,964.70	30,874.17	55,475.70	68,713.04	68,713.04
February	118,361.10	4,966.32	24,896.04	41,788.48	190,011.94	258,724.98
March	363,072.79	22,129.86	158,809.74	95,577.67	639,590.06	898,315.04
April	435,803.65	23,498.37	196,514.47	144,060.29	799,876.78	1,698,191.82
May	241,311.58	16,662.61	121,866.18	70,901.82	450,742.19	2,148,934.01
June	464,615.88	35,009.71	159,578.24	96,158.41	755,362.24	2,904,296.25
July	614,332.22	19,788.78	165,144.48	104,487.55	903,753.03	3,808,049.28
August	361,201.92	15,598.51	97,029.57	61,022.98	534,852.98	4,342,902.26
September	341,492.11	44,925.68	127,487.95	72,951.85	586,857.59	4,929,759.85
October	173,603.82	20,384.18	144,814.94	77,018.64	415,821.58	5,345,581.43
November					-	
December					-	

BUILDING REVENUE, FISCAL YEAR 2015

MONTH	BUILDING	PLAN REVIEW	ELECTRIC	MECHANICAL/ PLUMBING	Fire Alarm/ Suppression	Penalty/ Other Fees	Monthly	FISCAL YTD
June 2016							-	
May 2016							-	
April 2016							-	
March 2016							-	
February 2016							-	
January 2016							-	
December 2015							-	
November 2015							-	
October 2015	41,452.03	84,415.75	8,737.40	13,273.42	1,314.00	980.25	150,172.85	603,308.60
September 2015	70,289.00	80,567.28	7,663.75	11,101.91	1,240.75	2,133.00	172,995.69	453,135.75
August 2015	32,452.03	70,922.81	9,690.75	14,477.75	1,369.75	1,399.00	130,312.09	280,140.06
July 2015	47,455.23	73,865.49	11,127.25	16,021.50	148.50	1,210.00	149,827.97	149,827.97

