

# City of Bozeman



BUILDING INSPECTION DIVISION

## BUILDING PERMIT REPORT

2015/FY 2016	Nov-2015		Nov-2014		FYTD as of November 2015		FYTD as of November 2014	
	THIS MONTH - FY2015		THIS MONTH - FY2014		FY TO DATE - FY2015		FY TO DATE - FY2014	
NEW CONSTRUCTION	NO	VALUATION	NO	VALUATION	NO.	VALUATION	NO	VALUATION
SINGLE FAMILY	14	3,619,373.00	15	3,997,907.00	111	27,791,502.00	138	32,647,627.00
DUPLEX	6	2,123,034.00			14	3,111,454.00	10	3,685,174.00
MULTI-FAMILY NOV UNITS - 32	2	2,159,870.00	2	21,920,448.00	16	11,355,034.00	27	55,742,287.00
FISCAL YEAR TOTAL UNITS -207					-	207 Units		322 Units
MISC (GARAGE, SHED, ADU ETC.)	4	157,568.00			20	988,293.00	23	5,532,544.00
ASSEMBLY					2	135,044.00	-	-
BUSINESS					2	13,295,633.00	6	5,307,021.00
EDUCATIONAL					-	-	-	-
FACTORY					-	-	1	260,704.00
HAZARDOUS					-	-	2	1,463,805.00
INSTITUTIONAL			1	15,402,090.00	-	-	2	36,381,270.00
MERCHANTILE					-	-	2	1,774,424.00
MOTEL/HOTEL			1	6,518,358.00	-	-	1	6,518,358.00
STORAGE / OTHER	4	16,501,418.00			13	20,137,374.00	6	771,045.00
<b>TOTAL</b>	<b>30</b>	<b>24,561,263.00</b>	<b>44</b>	<b>14,235,022.00</b>	<b>53</b>	<b>76,814,334.00</b>	<b>218</b>	<b>150,084,259.00</b>
ADDITION/REMODEL	NO.	VALUATION	NO.	VALUATION	NO.	VALUATION	NO.	VALUATION
RESIDENTIAL	9	202,993.00	12	310,882.00	96	5,814,666.00	133	3,107,840.00
COMMERCIAL	15	2,071,000.00	9	386,992.00	95	15,105,079.00	82	22,993,010.00
<b>TOTAL</b>	<b>24</b>	<b>2,273,993.00</b>	<b>21</b>	<b>697,874.00</b>	<b>191</b>	<b>20,919,745.00</b>	<b>215</b>	<b>26,100,850.00</b>
CONSTRUCTION VALUE								
REVENUE	NO	AMOUNT	NO	AMOUNT	NO	AMOUNT	NO	AMOUNT
BUILDING	66	59,558.31	61	62,875.58	372	218,754.57	533	297,655.83
PLAN CHECK	117	36,446.76	110	30,802.48	718	275,295.28	793	256,744.54
ELECTRICAL	84	8,369.50	69	12,026.36	445	35,897.90	439	49,465.43
PLUMBING/MECHANICAL	72	6,961.25	91	8,730.58	437	47,358.08	677	79,047.81
FIRE ALARM /SPRINKLER SYSTEM	2	354.00	7	832.00	18	3,106.75	30	5,913.75
DEMOLITION	2	150.00	-	-	8	600.00	19	1,125.00
CODE ENFORCEMENT	2	150.00	-	-	3	225.00	5	525.00
SIGNS PERMITS	8	482.00	14	668.50	46	2,440.50	51	2,784.75
PENALTIES	10	1,052.50	2	109.25	17	1,503.75	32	4,913.25
EXTENSION FEES	1	75.00	-	-	17	1,275.00	9	675.00
INSPECTION FEES	4	300.00	1	150.00	10	750.00	7	525.00
MISC REVENUE	1	1.00	6	111.00	8	71.00	27	586.62
<b>TOTAL</b>	<b>369</b>	<b>113,900.32</b>	<b>361</b>	<b>116,305.75</b>	<b>2,099</b>	<b>587,277.83</b>	<b>2,622</b>	<b>699,961.98</b>

Mr Chris Kukulski  
 City Manager  
 PO Box 1230  
 Bozeman MT 59771

Dear Mr Kukulski:

The following report is submitted to show the permits issued and fees charged for the month of November 2015. The list of building, plumbing and electrical permits are attached in addition to the and yearly summary of housing and commercial building activity.

	2015		2014	
	No.	Fee	No.	Fee
Electrical Permits	84	8,369.50	69	12,026.36
Plumbing/Mechanical Permits	72	6,961.25	91	8,730.58
Moving Permits	-	-	-	-
Demolition Permits	2	150.00	-	-
Fire Alarm/Supression Systems	2	354.00	7	832.00
Inspection Fees	4	300.00	1	150.00
Sign Pemits	8	482.00	14	668.50
Code Enforcement	2	150.00	-	-
Penalty Fees	10	1,052.50	2	109.25
Plan Check Fees	117	36,446.76	110	30,802.48
Building Permits	66	59,558.31	61	62,875.58
<b>SUB-TOTALS:</b>	<b>367</b>	<b>113,824.32</b>	<b>355</b>	<b>116,194.75</b>
Other Bldg Div Rev.	1	1.00	6	111.00
Building Bond Fees				
Water Payback Fees				
New Water	25	8,725.46	18	5,754.43
New Sewer	22	462.00	16	336.00
Water/Sewer Inspection Fee	23	2,300.00	15	1,500.00
Water Renewal				
Sewer Renewal				
Eng. Maps/Prints/Docs	1	19.00	2	36.66
Floodplain Dev. Permits				
Storm Water Permit			2	103.50
Degradation Permit			2	100.00
Street Cut Permits				
Street/Alley Vacation Fees				
Cash-in-Lieu of Water Rights				
Other Eng. Misc. Rev.	6	362.49	7	175.00
Planning Docs/Maps				
Encroachment Permits				
Planning Reuse permit	1	120.00		
Planning Review Residential	39	1,850.00		
Planning Review Commercial	12	1,260.00		
Planning Review Signs	7	775.00		
License Plate Fee				
Master Plan Amendment				
Subdivision Review Fees				
Improvements Agreement				
Other Planning Div. Rev.				
Planning Review Fees				
Zoning/Comm. Dev. Docs/Maps	1	10.00		
Deposits / Rent Chall Gardens				
Certificate of Appropriateness COA				
Zone Map/Code Amendments				
Pay-in-lieu of Parks	1	25.00	1	25.00
Planning & Zoning	34	86,451.50	30	28,230.00
Parade / Public Assembly Permit	1	250.00	1	250.00
Film Permit	1	30.00	2	60.00
Annexation Fees				
V & A - Appeals				
V & A - Variances				
Other Zoning/CD Rev/Sign Tag				
Planned Unit Development - PUD				
Street Impact Fees	22	159,850.51	17	148,283.39
Fire Impact Fees	23	19,821.97	17	89,534.84
Water Impact Fees	23	90,371.11	16	54,699.79
WasteWater Impact Fees	23	52,046.59	17	25,893.54
<b>SUB-TOTAL:</b>	<b>266</b>	<b>424,731.63</b>	<b>169</b>	<b>355,093.15</b>
<b>TOTAL RECEIPTS:</b>	<b>633</b>	<b>538,555.95</b>	<b>524</b>	<b>471,287.90</b>

Respectfully submitted,

Bob Risk  
 Chief Building Official

**October 2015 - Building Permits**

DATE	PERMIT #	ADDRESS		OWNER	CONTRACTOR	PERMIT FEE	PLAN CHECK	SQ FOOT	VALUATION	DESCRIPTION
11/12/15	15 22738	1610	ELLIS	RWH REALTY LLC	LANGLAS & ASSOCIATES, INC	240.25	5,184.47	17,566	2,035,267.00	COMM OTHER SHELTER, NON-HOUSEK.
11/02/15	15 22893	0	MSU - NAIC PARKING G	MSU FACILITIES	MARTEL CONSTRUCTION, INC	33,699.00	32,709.42	179,726	14,462,551.00	COMM PARKING GARAGE (PUBLIC)
11/12/15	15 23076	1815 S	19TH	STOCKMAN BANK OF MONTANA	WALKER CONSTRUCTION	26.75	17.39	-	1,800.00	COMM STRUCTURES OTHER THAN BLD
11/12/15	15 23077	1433 N	19TH	STOCKMAN BANK OF MONTANA	WALKER CONSTRUCTION	26.75	17.39	-	1,800.00	COMM STRUCTURES OTHER THAN BLD
						<b>33,992.75</b>	<b>37,928.67</b>	<b>197,282</b>	<b>16,501,418.00</b>	
11/13/15	15 23028	37 S	WILLSON	DOWNTOWNER LLC	SMC, LLC	407.25	321.75	-	75,000.00	COMM ALTERATION
11/03/15	15 22575	2051 W	OAK	STONE RIDGE PARTNERS LLC	JQ CONCEPTS	31.25	153.09	1,463	7,500.00	COMM TENANT IMPROVEMENT
11/03/15	15 22772	1455 W	OAK	OPPORTUNITY BANK	TRICON COMMERCIAL CONSTRUCTION	49.50	380.74	3,674	75,000.00	COMM TENANT IMPROVEMENT
11/03/15	15 22815	8645	HUFFINE	ROCKY MOUNTAIN CREDIT UNION	MOMENTUM INC.	391.00	2,795.10	13,400	605,000.00	COMM TENANT IMPROVEMENT
11/03/15	15 22917	1005 W	MAIN	MATTHIESEN, KENNETH & KAREN	REVOLVE DESIGN BUILD LLC	94.50	128.39	-	10,000.00	COMM TENANT IMPROVEMENT
11/06/15	15 23068	10	SHAWNEE	BOSTWICK ENTERPRISES LLC	BUSHNELL BUILDERS INC	26.75	34.78	-	1,500.00	COMM TENANT IMPROVEMENT
11/12/15	15 22916	16 N	GRAND	KALANI COWLES	WALKER CONSTRUCTION	177.00	155.70	943	21,000.00	COMM TENANT IMPROVEMENT
11/13/15	15 22575	2051 W	OAK	STONE RIDGE PARTNERS LLC	JQ CONCEPTS	64.50	153.09	1,463	7,500.00	COMM TENANT IMPROVEMENT
11/16/15	15 22792	3400	LARAMIE	BRIDGER ORTHOPEDICS PROPS II	WALKER CONSTRUCTION	2,360.50	2,270.25	6,672	800,000.00	COMM TENANT IMPROVEMENT
11/17/15	15 23048	1819 S	22ND	400 MARION INC	DICK ANDERSON CONSTRUCTION,INC	302.00	502.46	-	100,000.00	COMM TENANT IMPROVEMENT
11/19/15	15 22933	33 S	WILLSON	DOWNTOWNER LLC	SMC, LLC	79.50	73.94	2,040	8,000.00	COMM TENANT IMPROVEMENT
11/23/15	15 23148	218 N	7TH	MYRNA L REED	TERRY KETTERER, TERRENCE M	26.75	17.39	-	1,000.00	COMM TENANT IMPROVEMENT
11/25/15	15 22937	2407 W	MAIN	SAM LIGHTBODY	R & R TAYLOR CONSTRUCTION, INC	913.75	822.91	-	250,000.00	COMM TENANT IMPROVEMENT
11/25/15	15 23040	810 N	WALLACE	WALLACE NORTH LLC	DAN MOTT CONSTRUCTION	109.50	147.88	3,120	12,000.00	COMM TENANT IMPROVEMENT
11/09/15	15 23100	506	FRONT	UNIVERSAL ATHLETICS	PROGRESSIVE SERVICES INC	482.00	-	-	97,500.00	COMMERCIAL REROOF
						<b>5,515.75</b>	<b>7,957.47</b>	<b>32,775</b>	<b>2,071,000.00</b>	
11/17/15	15 23110	33 W	MAIN	KURUCZ, JONNA STILES	BKS DESIGN AND BUILD LLC	75.00	-	-	11,000.00	DEMOLITION PERMIT
11/25/15	15 22735	621 S	6TH	KEITH JR., GARNETT	BUFFALO RESTORATION, INC	75.00	-	-	5,000.00	DEMOLITION PERMIT
						<b>150.00</b>	<b>-</b>	<b>-</b>	<b>16,000.00</b>	
11/17/15	15 22509	1919 W	MAIN	MONTANA CVS PHARMACY	DICK ANDERSON CONSTRUCTION,INC	162.00	2,207.56	6,134	18,137.00	FIRE PROTECTION SYSTEMS PERMIT
11/12/15	15 22462	4515	VALLEY COMMONS	DIB LLC	LANGLAS & ASSOCIATES, INC	192.00	3,840.04	16,497	22,673.00	FIRE PROTECTION SYSTEMS PERMIT
						<b>354.00</b>	<b>6,047.60</b>	<b>22,631</b>	<b>40,810.00</b>	
11/02/15	15 22505	131 W	MAIN	DUTTON DEVELOPMENT LLC	SIGNS OF MONTANA	102.00	66.30	-	10,987.00	SIGN PERMIT
11/05/15	15 22936	319 E	MENDENHALL	JULIEN MORICE	CONCEPT DESIGN STUIDIOS	31.25	20.31	-	1,776.00	SIGN PERMIT
11/05/15	15 23071	448 E	MAIN	DAVE CECICH	CSG MEDIA LLC	26.75	17.39	-	250.00	SIGN PERMIT
11/10/15	15 22507	1807 W	DICKERSON	LISA BITHELL / ALLAN KIRK	SIGNS OF MONTANA	26.75	17.39	-	1,200.00	SIGN PERMIT
11/20/15	15 22854	1629 W	MAIN	BOZEMAN SHOPPING CENTER LLC	SIGNS OF MONTANA	49.50	32.18	-	3,500.00	SIGN PERMIT
11/20/15	15 23061	867 S	29TH	MITCHELL DEVELOPMENT	SIGNS OF MONTANA	64.50	41.93	-	5,315.00	SIGN PERMIT
11/23/15	15 22113	1960 N	19TH	YELLOWSTONE BANK	SIGN PRODUCTS, INC	154.50	100.43	-	17,025.00	SIGN PERMIT
11/25/15	15 22651	2006 W	BABCOCK	FEN INVESTMENTS LLC	SIGN SOLUTIONS BOZEMAN	26.75	17.39	-	250.00	SIGN PERMIT
						<b>482.00</b>	<b>313.32</b>	<b>-</b>	<b>40,303.00</b>	
11/05/15	15 22833	1021	TWIN LAKES	TRIPLE MT CONSTRUCTION LLC	TRIPLE MT CONSTRUCTION	821.75	952.81	4,338	398,713.00	RES DUPLEX (2 UNITS)
11/17/15	15 22824	3809	FALLON	RENTME JK LLC	MEYER-GARRITY GROUP LLC	906.50	1,047.99	3,850	343,845.00	RES DUPLEX (2 UNITS)
11/17/15	15 22825	3903	FALLON	RENTME JK LLC	MEYER-GARRITY GROUP LLC	906.50	880.12	3,850	343,845.00	RES DUPLEX (2 UNITS)
11/17/15	15 23065	496	KIMBALL	PRICKETT, JEFF	REVOLVE DESIGN BUILD LLC	834.00	1,058.36	3,586	379,865.00	RES DUPLEX (2 UNITS)
11/20/15	15 23058	978	ROSA	ROSA CONSTRUCTION	ROSA CONSTRUCTION, INC	721.00	861.61	3,100	328,383.00	RES DUPLEX (2 UNITS)
11/20/15	15 23059	1018	ROSA	ROSA CONSTRUCTION	ROSA CONSTRUCTION, INC	721.00	861.61	3,100	328,383.00	RES DUPLEX (2 UNITS)
11/13/15	15 22984	1005	TWIN LAKES	VELOCITY DEVELOPMENT LLC	TRIPLE MT CONSTRUCTION	187.00	179.84	996	39,671.00	RES GARAGES & CARPORTS
11/13/15	15 22988	1043	TWIN LAKES	M & S HOLDINGS LLC	TRIPLE MT CONSTRUCTION	187.00	179.84	996	39,671.00	RES GARAGES & CARPORTS
11/13/15	15 22989	1021	TWIN LAKES	TRIPLE MT CONSTRUCTION LLC	TRIPLE MT CONSTRUCTION	187.00	179.84	996	39,671.00	RES GARAGES & CARPORTS
11/17/15	15 23066	496	KIMBALL	PRICKETT, JEFF	REVOLVE DESIGN BUILD LLC	182.00	185.90	968	38,555.00	RES GARAGES & CARPORTS
11/02/15	15 22932	3461	LEMHI TRAIL	ICCL LLC	SUNRISE HOMES, LLC	764.00	872.16	3,453	307,741.00	RES SINGLE FAMILY DWELLING
11/04/15	15 22883	3131	FOXTAIL	RAASCH CONSTRUCTION LTD	RAASCH CONST. LTD	716.00	806.55	3,231	290,438.00	RES SINGLE FAMILY DWELLING
11/04/15	15 22892	3346 S	26TH	VELOCITY DEVELOPMENT LLC	BRIDGER PEAK CONST G MEGARGEL	556.00	660.09	2,498	227,068.00	RES SINGLE FAMILY DWELLING
11/04/15	15 22896	2988	AUTUMN GROVE	JASINSKI, LARRY & CARLA	K & E ENTERPRISES INC	518.00	615.16	2,301	218,032.00	RES SINGLE FAMILY DWELLING
11/05/15	15 22857	938	KNOLLS	LIN, LILLIAN S	CHASE-SKOGEN HOMES, INC	793.50	889.73	3,273	314,783.00	RES SINGLE FAMILY DWELLING
11/05/15	15 22971	152 W	SHORT	JOHNSON, LARRY & ROBIN	JOHNSON STRUCTURAL ENGINEERING	778.00	846.14	3,456	328,020.00	RES SINGLE FAMILY DWELLING
11/10/15	15 22898	3541	LEMHI TRAIL	SKOGEN, ALLAN	CHASE-SKOGEN HOMES, INC	433.00	516.94	1,938	177,332.00	RES SINGLE FAMILY DWELLING
11/12/15	15 22856	890	KNOLLS	HASHEM, M & MARYAM NEHRIR	CHASE-SKOGEN HOMES, INC	732.50	828.37	3,008	286,843.00	RES SINGLE FAMILY DWELLING
11/12/15	15 23049	3387	MONIDA	HOLYOKE V INC	SUNRISE HOMES, LLC	499.00	612.19	2,253	201,314.00	RES SINGLE FAMILY DWELLING

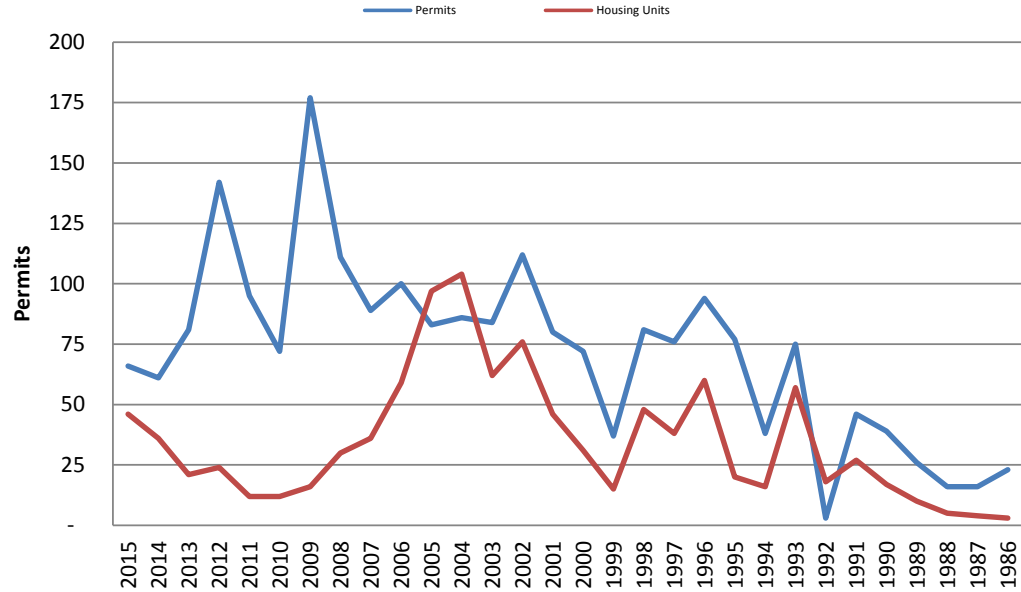
DATE	PERMIT #	ADDRESS		OWNER	CONTRACTOR	PERMIT FEE	PLAN CHECK	SQ FOOT	VALUATION	DESCRIPTION	
11/16/15	15 23032	3679		LEMHI TRAIL	SKOGEN, ALLAN	CHASE-SKOGEN HOMES, INC	433.00	531.57	1,938	177,332.00	RES SINGLE FAMILY DWELLING
11/17/15	15 22968	2489		ANDALUSIAN	ORMSBY, DUANE & KIMBERLY	BOZEMAN BUILDING TRADITIONS	763.00	1,341.55	3,394	319,735.00	RES SINGLE FAMILY DWELLING
11/17/15	15 23041	3129		AUGUSTA	RAMSEY, SCOTT & MARCT	GREEN MOUNTAIN ELECTRIC	757.00	924.20	3,420	305,170.00	RES SINGLE FAMILY DWELLING
11/18/15	15 23078	3237	S	26TH	TOSHIKO INC	KIRCHHOFF CONSTRUCTION	517.00	609.34	2,310	213,301.00	RES SINGLE FAMILY DWELLING
11/24/15	15 22996	1758		MIDFIELD	DAVIDSON, BENJAMIN J & KRISTEN	DAVIDSON CUSTOM BUILDERS	622.00	799.19	2,802	252,264.00	RES SINGLE FAMILY DWELLING
11/13/15	15 22863	3317		WARBLER	TA,CHRISTIAN & MARGARET NGUYEN	MORGAN BUILDERS, LLC	1,335.00	1,676.29	5,940	524,231.00	RES TRIPLEX, FOURPLEX
11/10/15	15 22580	230		WATER LILY	NORTON RANCH HOMES LLC	NORTON RANCH HOMES, LLC	3,858.00	4,284.69	16,592	1,635,639.00	RES 5+ UNITS
							<b>19,728.75</b>	<b>23,202.08</b>	<b>87,587</b>	<b>8,059,845.00</b>	
11/02/15	15 23015	603	N	BOZEMAN	MONTANA LODGING OPTIONS LLC	OZZ CONSTRUCTION	391.00	346.05	1,800	70,000.00	RES ALTERATION
11/04/15	15 23042	517		STAUDAHER	BEHR, MICHAEL & GENEVA	MOTIF CONSTRUCTION LLC	34.25	22.26	-	2,000.00	RES ALTERATION
11/13/15	15 23019	535	N	BOZEMAN	BOZEMAN AVE. LLC	HARMON ENTERPRISES CONST INC	49.50	66.96	-	4,805.00	RES ALTERATION
11/16/15	15 23057	218		LINDLEY	CRAWFORD, DAVID J & KRISTI L	RISING SUN CONSTRUCTION	368.25	316.23	-	70,000.00	RES ALTERATION
11/18/15	15 22954	612	N	MONTANA	TOMPKINS, ED & STACEY	PARAGON CONSTRUCTION	64.50	106.93	-	11,000.00	RES ALTERATION
11/02/15	15 23064	318	N	WALLACE	STROLIN, STUART	PYRAMID PROPERTY SVCS ROOFING	94.50	-	-	9,188.00	RESIDENTIAL REROOF
11/16/15	15 23118	404		STILLWATER	HEATH, RANDY C	FRY CONSTRUCTION	117.00	-	-	13,000.00	RESIDENTIAL REROOF
11/18/15	15 23131	301	S	12TH	HILL, MARGARET	MCLANE CONSTRUCTION	162.00	-	-	19,000.00	RESIDENTIAL REROOF
11/24/15	15 23134	711	S	10TH	RUSSELL JAMES O & RONDA L	HELVEY HOMES INC	49.50	32.18	-	4,000.00	WINDOW REPLACEMENT PERMIT
<b>November 2015: 66 Permits; 46 New Housing Units: \$26,916,369.00 Valuation</b>							<b>1,330.50</b>	<b>890.61</b>	<b>1,800</b>	<b>202,993.00</b>	
<b>November 2014: 61 Permits; 36 New Housing Units: \$30,501,524.00 Valuation</b>							<b>61,403.75</b>	<b>76,339.75</b>	<b>342,075</b>	<b>26,916,369.00</b>	

# Month of November

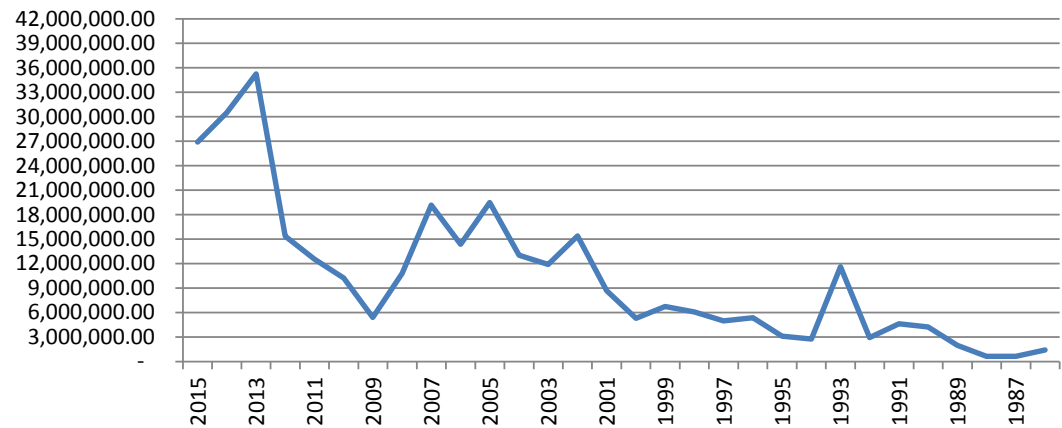
## THIRTY YEAR BUILDING PERMIT COMPARISON

Nov-15	Housing Permits	Housing Units	Valuation	YTD Permits	YTD Units
2015	66	46	26,916,369.00	459	318
2014	61	36	30,501,524.00	534	460
2013	81	21	35,255,801.00	315	105
2012	142	24	15,362,972.00	501	83
2011	95	12	12,558,507.00	267	53
2010	72	12	10,248,390.00	393	40
2009	177	16	5,426,809.00	941	139
2008	111	30	10,821,826.00	562	192
2007	89	36	19,188,855.00	631	562
2006	100	59	14,379,734.00	576	459
2005	83	97	19,497,505.00	596	613
2004	86	104	13,043,140.00	664	540
2003	84	62	11,913,504.00	575	330
2002	112	76	15,389,799.00	522	273
2001	80	46	8,693,610.00	462	265
2000	72	31	5,322,933.00	421	256
1999	37	15	6,771,823.00	481	438
1998	81	48	6,078,321.00	529	248
1997	76	38	4,982,471.00	534	198
1996	94	60	5,389,655.00	525	352
1995	77	20	3,135,875.00	462	174
1994	38	16	2,775,018.00	329	185
1993	75	57	11,636,844.00	356	233
1992	3	18	2,934,925.00	300	151
1991	46	27	4,652,019.00	205	115
1990	39	17	4,253,683.00	160	81
1989	26	10	1,983,430.00	103	47
1988	16	5	647,080.00	86	28
1987	16	4	655,654.00	125	20
1986	23	3	1,429,448.00	150	81

## Thirty Year Building Permit Comparison



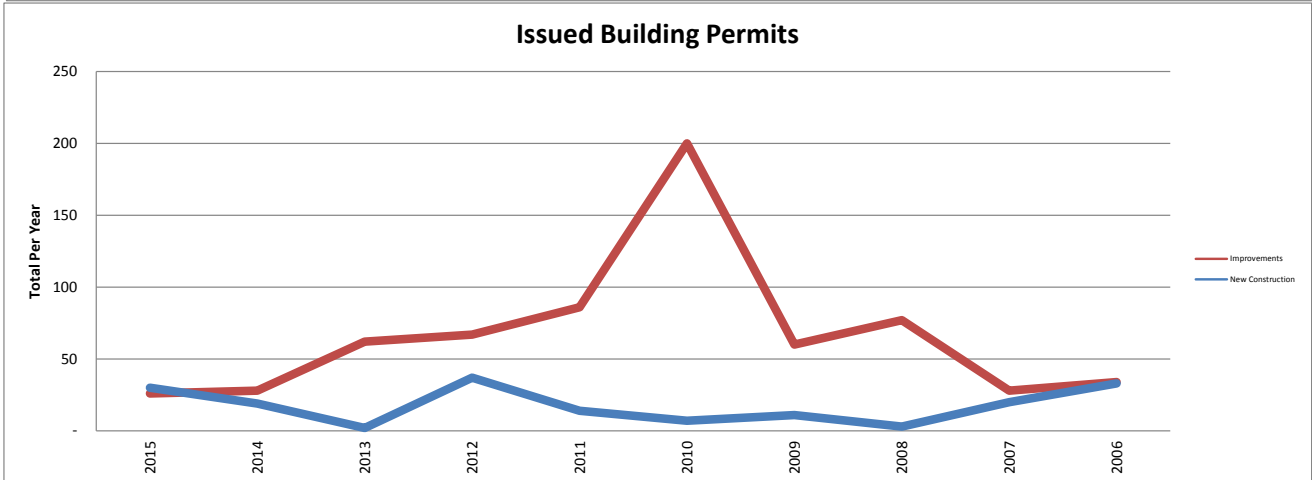
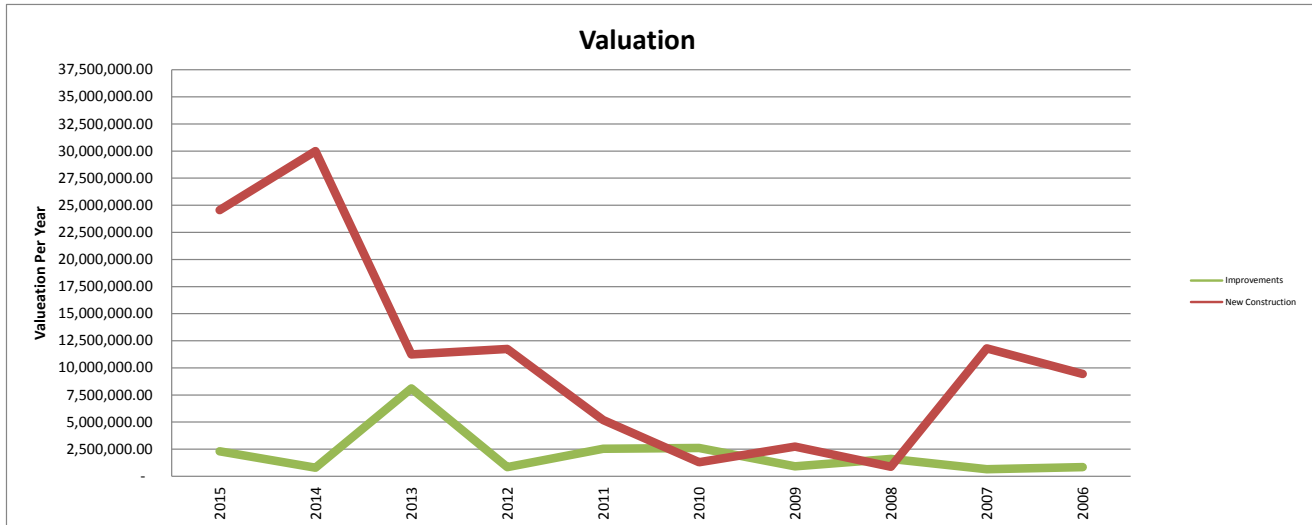
## Valuations



**SINGLE MONTH COMPARISON FOR 10 YEAR BUILDING PERMITS  
BUILDING DEPARTMENT -- CITY OF BOZEMAN**

	Nov-15		Nov-14		Nov-13		Nov-12		Nov-11	
	BP\U	Valuation	BP\U	Valuation	BP\U	Valuation	BP\U	Valuation	BP\U	Valuation
<b>New Construction</b>										
Single Family	14	3,619,373.00	10	2,881,882.00	24	5,627,287.00	24	5,627,287.00	12	2,809,343.00
Multi Family	2	2,159,870.00	2	4,076,957.00	12	27,339,702.00	3	4,672,113.00	1	1,276,757.00
Duplex	6	2,123,034.00					2	429,737.00		
Townhomes	-	-	5	1,116,025.00			4	778,152.00		
Commercial	4	16,501,418.00	2	21,920,448.00	1	521,976.00	-	-	1	1,097,497.00
Other	4	157,568.00			1	1,192,669.00	4	230,573.00		
<b>SUB-TOTAL</b>	<b>30</b>	<b>24,561,263.00</b>	<b>19</b>	<b>29,995,312.00</b>	<b>2</b>	<b>11,236,740.00</b>	<b>37</b>	<b>11,737,862.00</b>	<b>14</b>	<b>5,183,597.00</b>
<b>Improvements</b>										
Residential	9	202,993.00	12	310,882.00	13	112,041.00	35	334,079.00	52	676,024.00
Commercial	15	2,071,000.00	9	386,992.00	15	950,906.00	26	478,639.00	26	1,149,975.00
Fire Supression Systems	2	40,810.00	7	103,290.00	6	1,131.00	6	29,045.00	5	669,565.00
Other									3	38,750.00
<b>SUB-TOTAL</b>	<b>26</b>	<b>2,314,803.00</b>	<b>28</b>	<b>801,164.00</b>	<b>62</b>	<b>8,105,862.50</b>	<b>67</b>	<b>841,763.00</b>	<b>86</b>	<b>2,534,314.00</b>
<b>TOTAL PERMITS</b>	<b>56</b>	<b>26,876,066.00</b>	<b>47</b>	<b>30,796,476.00</b>	<b>64</b>	<b>19,342,602.50</b>	<b>104</b>	<b>12,579,625.00</b>	<b>100</b>	<b>7,717,911.00</b>

	Nov-10		Nov-09		Nov-08		Nov-07		Nov-06	
	BP\U	Valuation	BP\U	Valuation	BP\U	Valuation	BP\U	Valuation	BP\U	Valuation
<b>New Construction</b>										
Single Family	6	1,286,500.00	8	1,705,409.00	2	605,444.00	7	1,723,595.00	18	4,208,984.00
Multi Family			1	496,345.00	1	274,226.00	4	4,691,311.00	4	3,723,201.00
Duplex							2	727,308.00		
Townhomes			1	492,491.00					8	1,419,172.00
Commercial	1	15,000.00	1	49,754.00			7	4,664,207.00	2	34,200.00
Other									1	47,000.00
<b>SUB-TOTAL</b>	<b>7</b>	<b>1,301,500.00</b>	<b>11</b>	<b>2,743,999.00</b>	<b>3</b>	<b>879,670.00</b>	<b>20</b>	<b>11,806,421.00</b>	<b>33</b>	<b>9,432,557.00</b>
<b>Improvements</b>										
Residential	146	1,193,976.00	41	557,272.00	14	370,993.00	6	35,215.00	16	256,309.00
Commercial	49	1,342,419.00	8	107,171.00	19	467,343.00	15	487,600.00	13	561,242.00
Fire Supression Systems	2	7,190.00	6	220,579.00	6	305,423.00	4	120,345.00	3	27,820.00
Other	3	71,600.00	5	39,700.00	38	462,186.00	3	10,000.00	2	5,000.00
<b>SUB-TOTAL</b>	<b>200</b>	<b>2,615,185.00</b>	<b>60</b>	<b>924,722.00</b>	<b>77</b>	<b>1,605,945.00</b>	<b>28</b>	<b>653,160.00</b>	<b>34</b>	<b>850,371.00</b>
<b>TOTAL PERMITS</b>	<b>207</b>	<b>3,916,685.00</b>	<b>71</b>	<b>3,668,721.00</b>	<b>80</b>	<b>2,485,615.00</b>	<b>48</b>	<b>12,459,581.00</b>	<b>67</b>	<b>10,282,928.00</b>



**IMPACT FEES CALENDAR YEAR 2015**

MONTH	STREET	FIRE	WATER	WW	MONTHLY	YTD
January	30,874.17	6,964.70	30,874.17	55,475.70	68,713.04	68,713.04
February	118,361.10	4,966.32	24,896.04	41,788.48	190,011.94	258,724.98
March	363,072.79	22,129.86	158,809.74	95,577.67	639,590.06	898,315.04
April	435,803.65	23,498.37	196,514.47	144,060.29	799,876.78	1,698,191.82
May	241,311.58	16,662.61	121,866.18	70,901.82	450,742.19	2,148,934.01
June	464,615.88	35,009.71	159,578.24	96,158.41	755,362.24	2,904,296.25
July	614,332.22	19,788.78	165,144.48	104,487.55	903,753.03	3,808,049.28
August	361,201.92	15,598.51	97,029.57	61,022.98	534,852.98	4,342,902.26
September	341,492.11	44,925.68	127,487.95	72,951.85	586,857.59	4,929,759.85
October	173,603.82	20,384.18	144,814.94	77,018.64	415,821.58	5,345,581.43
November	159,850.51	19,821.97	90,371.11	52,046.59	322,090.18	5,667,671.61
December					-	

**BUILDING REVENUE, FISCAL YEAR 2015**

MONTH	BUILDING	PLAN REVIEW	ELECTRIC	MECHANICAL/ PLUMBING	Fire Alarm/ Suppression	Penalty/ Other Fees	Monthly	FISCAL YTD
June 2016							-	
May 2016							-	
April 2016							-	
March 2016							-	
February 2016							-	
January 2016							-	
December 2015							-	
November 2015	59,558.31	36,446.76	8,369.50	6,961.25	354.00	2,210.50	113,900.32	717,208.92
October 2015	41,452.03	84,415.75	8,737.40	13,273.42	1,314.00	980.25	150,172.85	603,308.60
September 2015	70,289.00	80,567.28	7,663.75	11,101.91	1,240.75	2,133.00	172,995.69	453,135.75
August 2015	32,452.03	70,922.81	9,690.75	14,477.75	1,369.75	1,399.00	130,312.09	280,140.06
July 2015	47,455.23	73,865.49	11,127.25	16,021.50	148.50	1,210.00	149,827.97	149,827.97

Figures are for November-15	Housing Starts			Remodels & Additions (includes fences, garages & reroofs)			
	Permits	Valuation	Sq Footage		#	Valuation	
Single Family Residence	14	3,619,373.00	39,275	Residential	9	202,993.00	
Duplex - 12 Units	6	2,123,034.00	21,824	Commercial	15	2,071,000.00	
Multi-Plex - 20 Units	2	2,159,870.00	22,532			<b>COMMERCIAL STARTS</b>	
Townhome	-	-	-		<b>Bldgs</b>	<b>Valuation</b>	<b>Sq Footage</b>
Other	4	157,568.00	3,956	<b>CITY</b>	4	16,501,418.00	197,282
<b>Total New:</b>	26	8,059,845	87,587				
<b>Total Fiscal Year:</b>	<b>95</b>	<b>31,994,659.00</b>	<b>351,077</b>	<b>Fiscal Total</b>	<b>12</b>	<b>31,682,091.00</b>	<b>393,351</b>