

# City of Bozeman



BUILDING INSPECTION DIVISION

## BUILDING PERMIT REPORT

2016/FY 2016	Mar-2016		Mar-2015		FYTD as of March 2016		FYTD as of March 2015	
	THIS MONTH - FY2016	THIS MONTH - FY2015	FY TO DATE - FY2016	FY TO DATE - FY2015				
NEW CONSTRUCTION	NO	VALUATION	NO	VALUATION	NO.	VALUATION	NO	VALUATION
SINGLE FAMILY	31	7,752,097.00	27	8,095,291.00	201	49,870,695.00	216	53,645,620.00
DUPLEX	2	698,961.00	6	1,699,465.00	24	6,778,055.00	17	5,818,952.00
MULTI-FAMILY MARCH UNITS - 4			4	3,225,418.00	25	32,246,615.00	31	58,967,705.00
FISCAL YEAR TOTAL UNITS -429					-	429 Units		349 Units
MISC (GARAGE, SHED, ADU ETC.)	2	26,766.00			32	1,280,886.00	24	5,616,984.00
ASSEMBLY					3	2,336,632.00	-	-
BUSINESS	1	587,611.00	1	826,349.00	4	14,416,522.00	8	7,001,061.00
EDUCATIONAL					-	-	-	-
FACTORY					-	-	1	260,704.00
HAZARDOUS					-	-	2	1,463,805.00
INSTITUTIONAL					-	-	2	36,381,270.00
MERCHANTILE					-	-	2	1,774,424.00
MOTEL/HOTEL	1	8,524,388.00			1	8,524,388.00	1	6,518,358.00
STORAGE / OTHER	1	57,729.00	2	43,000.00	14	20,195,103.00	10	826,675.00
<b>TOTAL</b>	<b>38</b>	<b>17,647,552.00</b>	<b>40</b>	<b>13,889,523.00</b>	<b>304</b>	<b>135,648,896.00</b>	<b>314</b>	<b>178,275,558.00</b>
ADDITION/REMODEL	NO.	VALUATION	NO.	VALUATION	NO.	VALUATION	NO.	VALUATION
RESIDENTIAL	18	513,489.00	13	411,100.00	197	4,589,840.00	179	4,076,351.00
COMMERCIAL	19	9,400,928.00	24	2,890,568.00	163	40,950,260.00	144	31,549,332.00
<b>TOTAL</b>	<b>37</b>	<b>9,914,417.00</b>	<b>37</b>	<b>3,301,668.00</b>	<b>360</b>	<b>45,540,100.00</b>	<b>323</b>	<b>35,625,683.00</b>
CONSTRUCTION VALUE								
REVENUE	NO	AMOUNT	NO	AMOUNT	NO	AMOUNT	NO	AMOUNT
BUILDING	89	59,205.62	88	43,987.27	880	453,934.53	791	394,728.91
PLAN CHECK	119	60,071.21	136	60,442.44	1,378	493,094.25	1,259	433,023.04
ELECTRICAL	76	9,372.75	81	7,705.00	750	144,522.65	674	135,149.90
PLUMBING/MECHANICAL	126	13,695.50	139	13,298.62	1,221	140,302.86	1,095	126,607.36
FIRE ALARM /SPRINKLER SYSTEM	7	1,941.50	2	231.00	57	11,563.75	50	9,622.25
DEMOLITION	2	150.00	1	75.00	28	1,800.00	26	1,650.00
CODE ENFORCEMENT	1	75.00	1	75.00	7	675.00	6	600.00
SIGNS PERMITS	5	494.75	8	320.00	83	4,868.25	78	4,373.50
PENALTIES	3	226.50	8	634.50	50	6,411.50	47	6,185.00
EXTENSION FEES	1	75.00	3	225.00	25	1,875.00	24	1,800.00
INSPECTION FEES	1	75.00	-	-	12	1,050.00	11	975.00
MISC REVENUE	3	13,390.00	5	143.50	45	14,176.62	42	786.62
<b>TOTAL</b>	<b>433</b>	<b>158,772.83</b>	<b>472</b>	<b>127,137.33</b>	<b>4,536</b>	<b>1,274,274.41</b>	<b>4,103</b>	<b>1,115,501.58</b>

Mr Chris Kukulski  
 City Manager  
 PO Box 1230  
 Bozeman MT 59771

Dear Mr Kukulski:

The following report is submitted to show the permits issued and fees charged for the month of March 2016. The list of building, plumbing and electrical permits are attached in addition to the monthly and yearly summary of housing and commercial building activity.

	2016		2015	
	No.	Fee	No.	Fee
Electrical Permits	76	9,372.75	81	7,705.00
Plumbing/Mechanical Permits	126	13,695.50	139	13,298.62
Moving Permits	-	-	-	-
Demolition Permits	2	150.00	1	75.00
Fire Alarm/Supression Systems	7	1,941.50	2	231.00
Inspection Fees	1	75.00	-	-
Sign Pemit	5	494.75	8	320.00
Code Enforcement	1	75.00	1	75.00
Penalty Fees	3	226.50	8	634.50
Plan Check Fees	119	60,071.21	136	60,442.44
Building Permits	89	59,205.62	87	43,987.27
<b>SUB-TOTALS:</b>	<b>353</b>	<b>135,935.08</b>	<b>463</b>	<b>126,768.83</b>
Other Bldg Div Rev.	3	13,390.00	5	143.50
Building Bond Fees	1	2,000.00		
Water Payback Fees			42	12,553.40
New Water	45	14,579.41	42	882.00
New Sewer	39	819.00	42	4,200.00
Water/Sewer Inspection Fee	39	3,900.00		
Water Renewal				
Sewer Renewal				
Eng. Maps/Prints/Docs	10	160.50	8	270.00
Floodplain Dev. Permits				
Storm Water Permit				
Degredation Permit			1	136.80
Street Cut Permits			1	50.00
Street/Alley Vacation Fees				
Cash-in-Lieu of Water Rights			1	1,524.86
Other Eng. Misc. Rev.				
Planning Docs/Maps				
Encroachment Permits			6	60.00
Planning Reuse permit	2	250.00		
Planning Review Residential	50	2,400.00		
Planning Review Commercial	12	1,260.00		
Planning Review Signs	3	390.00		
Master Plan Amendment				
Street & Alley Vacation				
Improvements Agreement				
Other Planning Div. Rev.	11	180.00	5	720.59
Zoning/Comm. Dev. Docs/Maps				
Deposits / Rent Chall Gardens				
Certificate of Appropriateness COA				
Zone Map/Code Amendments				
Pay-in-lieu of Parks	6	450.00	4	350.00
Planning & Zoning	43	82,654.66	37	22,206.07
Parade / Public Assembly Permit	11	3,340.00	9	3,570.00
Film Permit	2	60.00	4	120.00
Annexation Fees				
V & A - Appeals				
V & A - Variances				
Other Zoning/CD Rev/Sign Tag				
Planned Unit Development - PUD				
Street Impact Fees	37	375,788.74	50	363,072.79
Fire Impact Fees	36	39,261.97	46	22,129.86
Water Impact Fees	37	160,380.58	44	158,809.74
WasteWater Impact Fees	39	103,767.43	44	95,577.67
<b>SUB-TOTAL:</b>	<b>426</b>	<b>805,032.29</b>	<b>391</b>	<b>686,377.28</b>
<b>TOTAL RECEIPTS:</b>	<b>779</b>	<b>940,967.37</b>	<b>854</b>	<b>813,146.11</b>

Respectfully submitted,

Bob Risk  
 Chief Building Official

March 2016 - Building Permits

DATE	PERMIT #	ADDRESS	OWNER	CONTRACTOR	PERMIT FEE	PLAN CHECK	SQ FOOT	VALUATION	DESCRIPTION
03/15/16	15 23238	1601 BAXTER	STATE OF MONTANA	KEY CONSTRUCTION INC	16,007.00	17,726.43	68,845	8,524,388.00	COMM HOTEL, MOTELS
03/25/16	15 23094	3717 EQUESTRIAN	FLETCHER, DANE J	LANGLAS & ASSOCIATES, INC	1,272.00	1,483.90	5,300	587,611.00	COMM OFFICES, BANKS, PROF.BLDGS
03/14/16	15 22944	230 WATER LILY	NORTON RANCH HOMES LLC	NORTON RANCH HOMES, LLC	176.00	246.19	1,088	57,729.00	COMM STRUCTURES OTHER THAN BLD
					<b>17,455.00</b>	<b>19,456.52</b>	<b>75,233</b>	<b>9,169,728.00</b>	
03/31/16	16 23369	1370 N 7TH	OAK STREET PARTNERSHIP	EAGLE GROUP NORTHWEST, INC DBA	590.75	487.35	1,350	150,000.00	COMM ALTERATION
03/01/16	16 23314	1232 N 15TH	OAKWAY LLC	WALKER CONSTRUCTION	1,161.25	1,180.41	5,500	340,000.00	COMM TENANT IMPROVEMENT
03/07/16	16 23287	2940 N 27TH	MAZELLA CONSTRUCTION, LLC	MAZELLA CONSTRUCTION LLC	407.25	361.24	3,200	75,000.00	COMM TENANT IMPROVEMENT
03/08/16	15 23150	1805 W OAK	BRIDGER PEAKS LLC	DICK ANDERSON CONSTRUCTION,INC	64.50	1,246.87	3,642	400,000.00	COMM TENANT IMPROVEMENT
03/08/16	16 23298	14 S TRACY	MASONIC TEMPLE	WALKER CONSTRUCTION	3,289.25	2,431.65	2,250	1,300,000.00	COMM TENANT IMPROVEMENT
03/14/16	15 22818	1919 W MAIN	MONTANA CVS PHARMACY	LANGLAS & ASSOCIATES, INC	26.75	853.35	2,237	250,000.00	COMM TENANT IMPROVEMENT
03/14/16	16 23279	20 E OLIVE	CITY OF BOZEMAN	R & R TAYLOR CONSTRUCTION, INC	638.75	-	22,275	150,000.00	COMM TENANT IMPROVEMENT
03/16/16	16 23326	611 E MAIN	MTH PARTNERS		79.50	1,614.29	9,695	400,000.00	COMM TENANT IMPROVEMENT
03/18/16	16 23326	611 E MAIN	MTH PARTNERS		79.50	1,614.29	9,695	400,000.00	COMM TENANT IMPROVEMENT
03/21/16	15 23193	4515 VALLEY COMMONS	BOARDWALK PROPERTIES INC	LANGLAS & ASSOCIATES, INC	42.00	473.25	2,363	89,000.00	COMM TENANT IMPROVEMENT
03/22/16	15 23199	726 N 7TH	JOSHTINE LLC	TYMARC LLC	49.50	631.82	5,817	163,468.00	COMM TENANT IMPROVEMENT
03/22/16	16 23279	20 E OLIVE	CITY OF BOZEMAN	R & R TAYLOR CONSTRUCTION, INC	49.50	-	22,275	150,000.00	COMM TENANT IMPROVEMENT
03/22/16	16 23370	867 S 29TH	MITCHELL DEVELOPMENT	GERANIOS ENTERPRISES INC.	264.00	333.45	1,293	64,000.00	COMM TENANT IMPROVEMENT
03/23/16	15 23135	915 HIGHLAND	BOZEMAN DEACONESS HOSPITAL	MARTEL CONSTRUCTION, INC	481.00	8,276.78	54,000	4,200,000.00	COMM TENANT IMPROVEMENT
03/28/16	16 23346	1122 W MAIN	PALFFY, MARY F	KELLER CONSTRUCTION, INC.	1,326.25	1,497.28	3,341	400,000.00	COMM TENANT IMPROVEMENT
03/28/16	16 23379	18 E MAIN	POWER BUILDING LLC	DICK ANDERSON CONSTRUCTION,INC	407.25	507.50	4,164	75,000.00	COMM TENANT IMPROVEMENT
03/31/16	15 23067	33 W MAIN	DONALD G ELLIOT	BKS DESIGN AND BUILD LLC	26.75	1,381.91	1,492	300,000.00	COMM TENANT IMPROVEMENT
03/31/16	15 23192	4515 VALLEY COMMONS	BOARDWALK PROPERTIES INC	LANGLAS & ASSOCIATES, INC	49.50	608.55	2,873	114,460.00	COMM TENANT IMPROVEMENT
03/17/16	16 23371	0 MSU - AJM JOHNSON H	MSU	MADDOX ROOFING & CONSTRUCTION	1,271.25	826.31	13,000	380,000.00	COMMERCIAL REROOF
					<b>10,304.50</b>	<b>24,326.30</b>	<b>170,462</b>	<b>9,400,928.00</b>	
03/23/16	15 22038	701 GOLD	BARNARD, TIMOTHY	BARNARD CONSTRUCTION CO, INC	139.50	-	-	15,945.00	FIRE PROTECTION SYSTEMS PERMIT
03/22/16	16 23562	1871 BAXTER	MONTANA GROWTH OPPORTUNITIES	WESTERN STATES FIRE PROTECTION	26.75	-	-	900.00	FIRE PROTECTION SYSTEMS PERMIT
03/22/16	16 23563	511 N 7TH	CJ&J LLC	BOZEMAN FIRE PROTECTION LLC	87.00	-	-	9,000.00	FIRE PROTECTION SYSTEMS PERMIT
03/21/16	15 22497	5 W MENDENHALL	AMERICAN FEDERAL SAVINGS BANK	L. KEELEY CONSTRUCTION	737.75	-	-	185,962.00	FIRE PROTECTION SYSTEMS PERMIT
03/17/16	15 22596	901 N BLACK	GALLATIN COUNTY	MARTEL CONSTRUCTION, INC	384.50	-	-	67,320.00	FIRE PROTECTION SYSTEMS PERMIT
03/01/16	15 22723	519 E MENDENHALL	COTTONWOOD PARTNERS LLC	LANGLAS & ASSOCIATES, INC	283.00	-	-	40,957.00	FIRE PROTECTION SYSTEMS PERMIT
03/01/16	15 22749	527 E MENDENHALL	COTTONWOOD PARTNERS LLC	LANGLAS & ASSOCIATES, INC	283.00	-	-	40,957.00	FIRE PROTECTION SYSTEMS PERMIT
					<b>1,941.50</b>	<b>1,941.50</b>	<b>-</b>	<b>361,041.00</b>	
03/01/16	15 23223	602 S GRAND	SCHMIDT, ROLAND E & LESLIE L	OWNER IS GENERAL	75.00	-	-	700.00	DEMOLITION PERMIT
03/09/16	16 23458	1122 W MAIN	Mary Francesca Palffy	KELLER CONSTRUCTION, INC.	75.00	-	3,341	10,000.00	DEMOLITION PERMIT
					<b>150.00</b>	<b>-</b>	<b>3,341</b>	<b>10,700.00</b>	
03/04/16	16 23312	1919 W MAIN	LADENDORF EQUITIES 1 LLC	SIGNS OF MONTANA	147.00	95.55	-	16,860.00	SIGN PERMIT
03/08/16	16 23395	3810 VALLEY COMMONS	SCOTT HECK	SIGNS OF MONTANA	26.75	17.39	-	654.00	SIGN PERMIT
03/11/16	16 23394	726 N 7TH	JOSHTINE LLC	SIGNS OF MONTANA	109.50	71.18	-	11,874.00	SIGN PERMIT
03/11/16	16 23432	867 S 29TH	MITCHELL DEVELOPMENT	SIGNS OF MONTANA	64.50	41.93	-	5,633.00	SIGN PERMIT
03/23/16	16 23381	1805 W OAK	BRIDGER PEAKS LLC	SIGNS OF MONTANA	147.00	112.94	-	16,500.00	SIGN PERMIT
					<b>494.75</b>	<b>338.99</b>	<b>-</b>	<b>51,521.00</b>	
03/18/16	15 22914	3194 FEN	WIERDA, EVERT & JAMEE D	WIERDA, JEFF	882.00	1,000.71	3,950	364,222.00	RES DUPLEX (2 UNITS)
03/30/16	15 23184	1000 ROSA	ROSA CONSTRUCTION	ROSA CONSTRUCTION, INC	735.00	874.58	3,160	334,739.00	RES DUPLEX (2 UNITS)
03/07/16	16 23389	358 N COTTONWOOD	THIRD STREET DEVELOPMENT INC	CUTBANK CONSTRUCTION LLC	63.00	75.72	336	13,383.00	RES GARAGES & CARPORTS
03/07/16	16 23391	374 N COTTONWOOD	THIRD STREET DEVELOPMENT INC	CUTBANK CONSTRUCTION LLC	63.00	75.72	336	13,383.00	RES GARAGES & CARPORTS
03/02/16	16 23320	2925 WESTWIND	SCHUELKE PROPERTIES LLC	MATT COOPER CONSTRUCTION LLC	525.00	641.14	2,379	208,514.00	RES SINGLE FAMILY DWELLING
03/04/16	15 23051	131 VALLEYFIRE	NORTON RANCH HOMES LLC	NORTON RANCH HOMES, LLC	556.75	621.76	2,392	213,593.00	RES SINGLE FAMILY DWELLING
03/04/16	15 23187	5436 VERMEER	ROI, LLC	ROI LLC	513.00	649.53	2,297	210,867.00	RES SINGLE FAMILY DWELLING
03/07/16	16 23294	906 KNOLLS	JOHNSON, WAYNE M & JAYNE E	CHASE-SKOGEN HOMES, INC	742.00	842.05	2,800	315,842.00	RES SINGLE FAMILY DWELLING
03/07/16	16 23388	358 N COTTONWOOD	THIRD STREET DEVELOPMENT INC	CUTBANK CONSTRUCTION LLC	192.00	308.43	825	87,392.00	RES SINGLE FAMILY DWELLING
03/07/16	16 23390	374 N COTTONWOOD	THIRD STREET DEVELOPMENT INC	CUTBANK CONSTRUCTION LLC	192.00	308.43	825	87,392.00	RES SINGLE FAMILY DWELLING
03/08/16	16 23360	2458 THOROUGHbred	COK, DYLAN T & TIFFANY D	GRAHAM ENTERPRISES, INC	882.00	1,015.55	3,229	369,849.00	RES SINGLE FAMILY DWELLING
03/10/16	15 23241	4784 TRIUMPH	BOORMAN, JAMES R & LINDA K	KRUSE ENTERPRISES INC	656.00	717.69	2,017	253,212.00	RES SINGLE FAMILY DWELLING

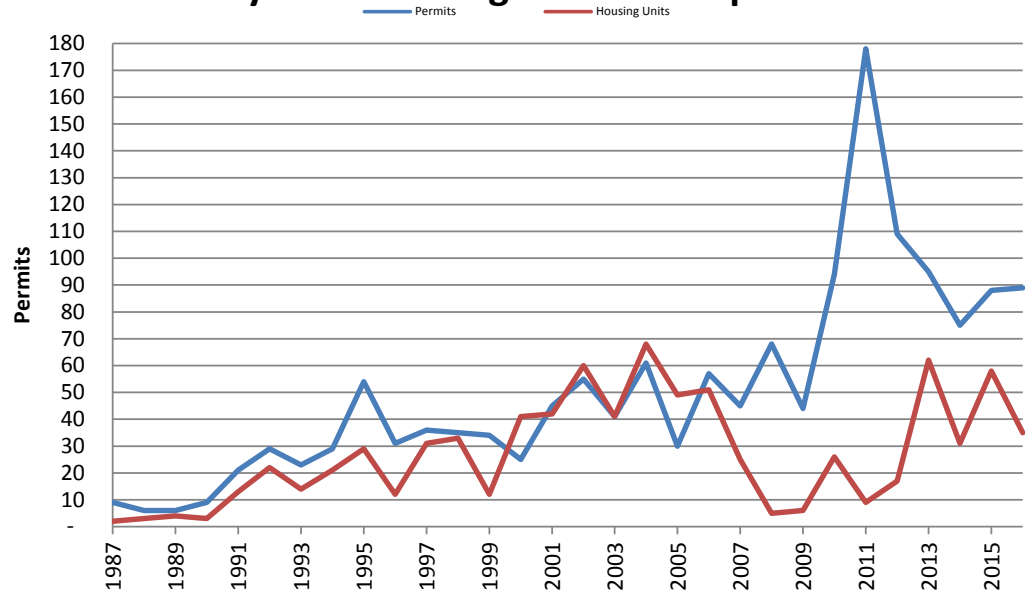
DATE	PERMIT #	ADDRESS	OWNER	CONTRACTOR	PERMIT FEE	PLAN CHECK	SQ FOOT	VALUATION	DESCRIPTION
03/11/16	16 23281	2153 LANCE	SOUTHBRIDGE DEVELOPMENT LLC	SUNRISE HOMES, LLC	499.00	612.19	1,688	201,314.00	RES SINGLE FAMILY DWELLING
03/18/16	16 23398	2444 THOROUGHbred	BMW, LLC	MOUNTAIN HIGH HOMES INC	1,156.00	1,279.00	4,359	491,741.00	RES SINGLE FAMILY DWELLING
03/21/16	15 22502	2133 SOUTHBRIDGE	VELOCITY DEVELOPMENT LLC	BRIDGER PEAK CONSTRUCTION	795.00	895.99	3,548	330,628.00	RES SINGLE FAMILY DWELLING
03/21/16	15 22791	2087 SOUTHBRIDGE	VELOCITY DEVELOPMENT LLC	BRIDGER PEAK CONSTRUCTION	746.00	850.63	3,394	296,071.00	RES SINGLE FAMILY DWELLING
03/21/16	16 23425	3150 S 27TH	BLATTNER, SARA	OLD MILL HOMES	792.00	932.22	2,858	329,633.00	RES SINGLE FAMILY DWELLING
03/23/16	15 22902	2284 ANDALUSIAN	CATTIN, BRIAN & COLLEEN	BIGGERSTAFF CONSTRUCTION CO	948.00	1,166.95	4,212	399,445.00	RES SINGLE FAMILY DWELLING
03/25/16	16 23486	2363 THOROUGHbred	THOMPSON, MIKE N	KIRCHHOFF CONSTRUCTION	563.75	667.27	2,919	211,987.00	RES SINGLE FAMILY DWELLING
03/25/16	16 23512	3358 PARKWAY	MANN, CHARLES & JENNIFER	KRUSE ENTERPRISES INC	790.00	930.37	3,556	321,428.00	RES SINGLE FAMILY DWELLING
03/28/16	15 22353	4 MEAGHER	SCOTT WALKER	WALKER CONSTRUCTION	647.00	797.97	2,889	268,817.00	RES SINGLE FAMILY DWELLING
03/28/16	15 22354	8 MEAGHER	SCOTT WALKER	WALKER CONSTRUCTION	647.00	797.97	2,889	268,817.00	RES SINGLE FAMILY DWELLING
03/28/16	15 22669	3230 S 26TH	S & P FINANCIAL LLC	MCGOUGH CONSTRUCTION INC	693.75	807.12	2,996	273,013.00	RES SINGLE FAMILY DWELLING
03/28/16	16 23345	504 FOWLER	K & E ENTERPRISES INC	K & E ENTERPRISES INC	487.00	591.32	1,771	203,534.00	RES SINGLE FAMILY DWELLING
03/29/16	16 23286	3457 S 22ND	MCINTOSH CONSTRUCTION INC	MCINTOSH CONSTRUCTION	463.00	564.23	1,607	189,070.00	RES SINGLE FAMILY DWELLING
03/29/16	16 23336	4899 LOYAL	COVENANT INVESTMENTS INC	COVENANT HOMES INC	1,197.00	1,287.72	5,380	486,579.00	RES SINGLE FAMILY DWELLING
03/30/16	16 23414	5363 DELFT	THE LAKES AT VALLEY W BOZEMAN	MC HOMEBUILDERS INC	577.00	699.02	2,578	238,055.00	RES SINGLE FAMILY DWELLING
03/31/16	15 23035	120 VALLEYFIRE	NORTON RANCH HOMES LLC	NORTON RANCH HOMES, LLC	451.00	515.63	2,029	183,271.00	RES SINGLE FAMILY DWELLING
03/31/16	16 23383	3297 S 26TH	ROI LLC	ROI LLC	461.00	581.87	2,076	186,993.00	RES SINGLE FAMILY DWELLING
03/08/16	16 23337	2308 RENEE	BAXTER SQUARE PARTNERS LLC	SMC, LLC	522.00	609.10	2,327	216,952.00	RES TOWNHOUSE (ATTACHED SFD)
03/08/16	16 23338	2316 RENEE	BAXTER SQUARE PARTNERS LLC	SMC, LLC	518.00	605.40	2,317	213,910.00	RES TOWNHOUSE (ATTACHED SFD)
03/08/16	16 23339	2324 RENEE	BAXTER SQUARE PARTNERS LLC	SMC, LLC	518.00	605.40	2,317	213,910.00	RES TOWNHOUSE (ATTACHED SFD)
03/08/16	16 23340	2330 RENEE	BAXTER SQUARE PARTNERS LLC	SMC, LLC	522.00	604.23	2,327	216,952.00	RES TOWNHOUSE (ATTACHED SFD)
03/09/16	16 23274	4384 BROOKSIDE	FIRST TIME HOME BUYERS LLC	KIRCHHOFF CONSTRUCTION	308.00	371.80	1,034	123,592.00	RES TOWNHOUSE (ATTACHED SFD)
03/09/16	16 23275	4382 BROOKSIDE	FIRST TIME HOME BUYERS	KIRCHHOFF CONSTRUCTION	347.00	407.90	1,169	139,724.00	RES TOWNHOUSE (ATTACHED SFD)
					<b>25,683.25</b>	<b>26,932.09</b>	<b>93,468</b>	<b>9,308,403.00</b>	
03/01/16	15 23247	221 S TRACY	SANSONE, CYNTHIA	FREE BUILDERS	957.75	965.42	-	265,500.00	RES ALTERATION
03/01/16	16 23473	1994 LEEWARD	LACY, MARK & SUSAN	KIRCHHOFF CONSTRUCTION	132.00	-	-	15,000.00	RES ALTERATION
03/07/16	16 23501	3010 ERWIN	MARTIN, LARRY R & MARY K	SHAHN STEELE CORPORATION	79.50	-	-	8,000.00	RES ALTERATION
03/14/16	16 23434	519 S WILLSON	ROSSON, JOSEPH S & ELIZABETH G		302.00	307.45	-	45,000.00	RES ALTERATION
03/16/16	16 23471	202 LINDLEY	UDALL, JORDAN J & ALLISON G	THE LINDLEY HOUSE	94.50	132.61	3,900	10,000.00	RES ALTERATION
03/21/16	16 23449	3297 HILLCREST	ZANTO, BRENT A & JODY L	OWNER IS GENERAL	94.50	96.21	132	10,000.00	RES ALTERATION
03/21/16	16 23554	1321 CHERRY	PHILLIPS, DWIGHT E & KATHERINE	JOE STEINER CONSTRUCTION LLC	109.50	71.18	-	11,988.00	RES ALTERATION
03/23/16	16 23467	407 FIELDSTONE	CARR, ERIK W & PATRICIA R	GARY HORN CONSTRUCTION	325.75	255.94	500	50,000.00	RES ALTERATION
03/24/16	16 23580	3109 AUGUSTA	HOPKINSON, EDWARD M	OWNER IS GENERAL	42.00	44.69	-	3,000.00	RES ALTERATION
03/25/16	16 23493	507 N IDA	M5 MONTANA LLC	CORNERSTONE WORKS	132.00	120.09	700	15,000.00	RES ALTERATION
03/25/16	16 23494	507 N IDA	M5 MONTANA LLC	CORNERSTONE WORKS	132.00	120.58	700	15,000.00	RES ALTERATION
03/30/16	16 23594	307 S WILLSON	BRANDING IRON HOLDINGS LLC	MILLAR CONSTRUCTION LLC	72.00	46.80	-	6,500.00	RES ALTERATION
03/04/16	16 23490	416 LEXINGTON	BENTSON, TROY L & DARCI M	ALL SEASONS ROOFING OF BOZEMAN	87.00	-	-	8,600.00	RESIDENTIAL REROOF
03/07/16	16 23503	22 N 9TH	KRASKE, JUSTIN	MERIDIAN ROOFING SERVICES, INC	211.75	-	-	25,200.00	RESIDENTIAL REROOF
03/23/16	16 23571	729 S 14TH	LOUSTAUNAU, PAUL KEVIN	K2 CONSTRUCTION	57.00	-	-	4,601.00	RESIDENTIAL REROOF
03/11/16	16 23521	2117 SPRING CREEK	SCHLENKER, ROBERT J & KIMBERLY	OWNER IS GENERAL	64.50	-	-	5,300.00	WINDOW REPLACEMENT PERMIT
03/17/16	16 23540	2101 FAIRWAY	LEE, ROBERT & JOYCE	OWNER IS GENERAL	57.00	-	-	4,800.00	WINDOW REPLACEMENT PERMIT
03/29/16	16 23538	117 W GARFIELD	FISH CREEK ENTERPRISES LLC	YELLOW ROSE ENTERPRISES INC	94.50	61.43	-	10,000.00	WINDOW REPLACEMENT PERMIT
<b>March 2016: 89 Permits; 35 New Housing Units: \$28,815,810.00 Valuation</b>					<b>3,045.25</b>	<b>2,222.40</b>	<b>5,932</b>	<b>513,489.00</b>	
<b>March 2015: 88 Permits; 58 New Housing Units: \$17,241,109.00 Valuation</b>					<b>59,074.25</b>	<b>75,217.80</b>	<b>348,436.00</b>	<b>28,815,810.00</b>	

# Month of March

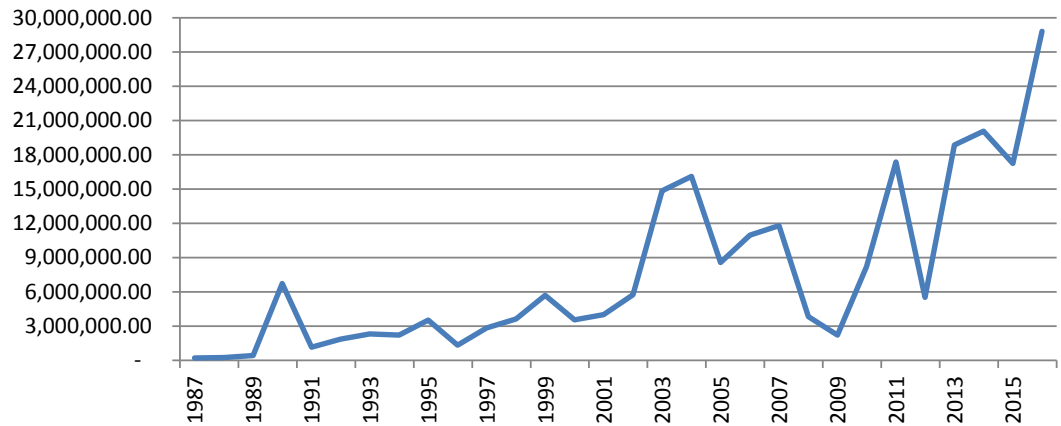
## THIRTY YEAR BUILDING PERMIT COMPARISON

Mar-16	Housing		Fiscal YTD		
	Permits	Units	Valuation	Permits	Units
2016	89	35	28,815,810.00	674	402
2015	88	58	17,241,109.00	792	572
2014	75	31	20,082,404.00	625	292
2013	95	62	18,848,923.00	477	241
2012	109	17	5,518,985.00	420	223
2011	178	9	17,374,282.00	1,783	189
2010	94	26	8,221,489.00	3,072	206
2009	44	6	2,218,610.00	1,274	180
2008	68	5	3,831,004.00	1,044	249
2007	45	25	11,802,228.00	900	758
2006	57	51	10,962,014.00	832	670
2005	30	49	8,580,985.00	893	954
2004	61	68	16,112,357.00	964	879
2003	41	41	14,860,019.00	853	614
2002	55	60	5,734,666.00	806	526
2001	45	42	4,009,425.00	682	422
2000	25	41	3,554,059.00	629	415
1999	34	12	5,699,393.00	672	546
1998	35	33	3,617,603.00	736	423
1997	36	31	2,843,423.00	787	309
1996	31	12	1,318,553.00	757	454
1995	54	29	3,536,645.00	736	474
1994	29	21	2,210,391.00	493	323
1993	23	14	2,317,422.00	533	339
1992	29	22	1,864,515.00	442	231
1991	21	13	1,151,439.00	340	215
1990	9	3	6,731,478.00	229	106
1989	6	4	417,420.00	166	80
1988	6	3	241,560.00	137	47
1987	9	2	208,800.00	190	48

## Thirty Year Building Permit Comparison



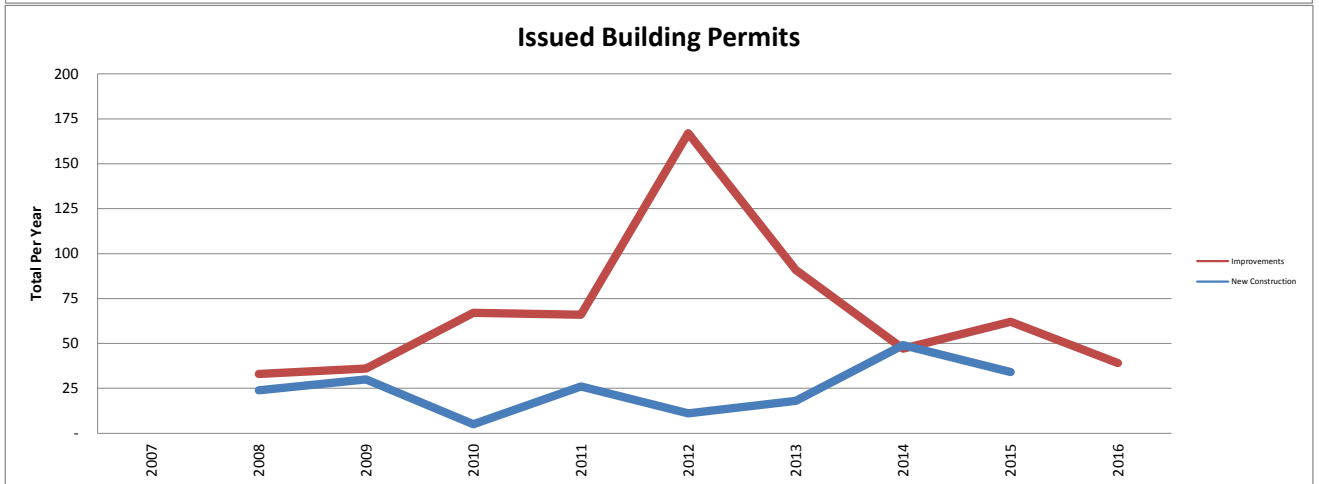
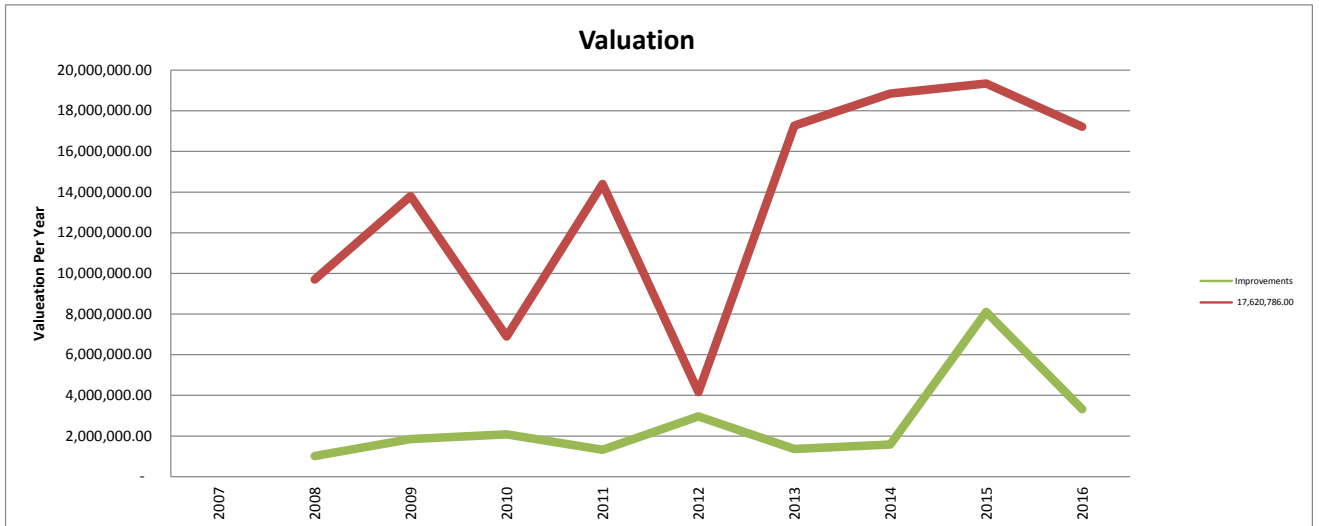
## Valuations



**SINGLE MONTH COMPARISON FOR 10 YEAR BUILDING PERMITS  
BUILDING DEPARTMENT -- CITY OF BOZEMAN**

	Mar-16		Mar-15		Mar-14		Mar-13		Mar-12	
	BP\U	Valuation	BP\U	Valuation	BP\U	Valuation	BP\U	Valuation	BP\U	Valuation
<b>New Construction</b>										
Single Family	25	6,627,057.00	23	7,230,469.00	17	4,103,754.00	34	8,310,968.00	15	3,628,156.00
Multi Family			4	3,225,418.00			4	1,683,471.00		
Duplex	2	698,961.00	6	1,699,465.00	2	503,442.00	1	348,603.00		
Townhomes	6	1,125,040.00	4	864,822.00	12	1,841,935.00	8	1,469,502.00	2	378,608.00
Commercial	3	9,169,728.00	3	869,349.00	3	11,477,019.00	2	5,459,075.00	1	153,890.00
Other										
<b>SUB-TOTAL</b>	<b>36</b>	<b>17,620,786.00</b>	<b>40</b>	<b>13,889,523.00</b>	<b>34</b>	<b>11,236,740.00</b>	<b>49</b>	<b>17,271,619.00</b>	<b>18</b>	<b>4,160,654.00</b>
<b>Improvements</b>										
Residential	18	513,489.00	13	411,100.00	13	214,435.00	21	622,534.00	47	476,846.00
Commercial	19	9,400,928.00	24	2,890,568.00	11	1,718,799.00	25	927,770.00	27	708,208.00
Fire Supression Systems	7	361,041.00	2	23,000.00	11	273,010.00	1	29,045.00	4	26,463.00
Other									13	146,814.00
<b>SUB-TOTAL</b>	<b>44</b>	<b>10,275,458.00</b>	<b>39</b>	<b>3,324,668.00</b>	<b>62</b>	<b>8,105,862.50</b>	<b>47</b>	<b>1,579,349.00</b>	<b>91</b>	<b>1,358,331.00</b>
<b>TOTAL PERMITS</b>	<b>80</b>	<b>27,896,244.00</b>	<b>79</b>	<b>17,214,191.00</b>	<b>64</b>	<b>19,342,602.50</b>	<b>96</b>	<b>18,850,968.00</b>	<b>109</b>	<b>5,518,985.00</b>

	Mar-11		Mar-10		Mar-09		Mar-08		Mar-07	
	BP\U	Valuation	BP\U	Valuation	BP\U	Valuation	BP\U	Valuation	BP\U	Valuation
<b>New Construction</b>										
Single Family	9	2,269,785.00	20	4,151,437.00	3	514,609.00	12	2,375,012.00	20	4,641,866.00
Multi Family							4	2,489,197.00	1	525,974.00
Duplex							2	727,308.00		
Townhomes			4	1,132,445.00			8	1,317,900.00		
Commercial	2	12,134,156.00	2	1,615,464.00	2	13,290,602.00	3	2,714,084.00	3	2,513,722.00
Other							1	80,464.00		
<b>SUB-TOTAL</b>	<b>11</b>	<b>14,403,941.00</b>	<b>26</b>	<b>6,899,346.00</b>	<b>5</b>	<b>13,805,211.00</b>	<b>30</b>	<b>9,703,965.00</b>	<b>24</b>	<b>7,681,562.00</b>
<b>Improvements</b>										
Residential	127	1,200,364.00	39	361,990.00	42	479,179.00	12	386,221.00	13	416,633.00
Commercial	36	1,688,337.00	16	866,440.00	39	6,395,654.00	14	1,287,534.00	12	304,464.00
Fire Supression Systems	2	42,590.00	3	7,001.00	6	69,993.00	4	37,027.00	5	277,900.00
Other	2	39,050.00	8	86,712.00	2	6,900.00	6	141,500.00	3	18,000.00
<b>SUB-TOTAL</b>	<b>167</b>	<b>2,970,341.00</b>	<b>66</b>	<b>1,322,143.00</b>	<b>67</b>	<b>2,081,515.00</b>	<b>36</b>	<b>1,852,282.00</b>	<b>33</b>	<b>1,016,997.00</b>
<b>TOTAL PERMITS</b>	<b>178</b>	<b>17,374,282.00</b>	<b>92</b>	<b>8,221,489.00</b>	<b>97</b>	<b>11,785,480.00</b>	<b>66</b>	<b>11,556,247.00</b>	<b>57</b>	<b>8,698,559.00</b>



**IMPACT FEES CALENDAR YEAR 2016**

MONTH	STREET	FIRE	WATER	WW	MONTHLY	YTD
January	133,563.01	11,057.84	59,535.64	39,011.27	243,167.76	243,167.76
February	530,604.99	17,671.46	474,498.20	142,742.68	1,165,517.33	1,408,685.09
March	375,788.74	39,261.97	160,380.58	103,767.43	679,198.72	2,087,883.81
April					-	
May					-	
June					-	
July					-	
August					-	
September					-	
October					-	
November					-	
December					-	

**BUILDING REVENUE, FISCAL YEAR 2016**

MONTH	BUILDING	PLAN REVIEW	ELECTRIC	MECHANICAL/ PLUMBING	Fire Alarm/ Suppression	Penalty/ Other Fees	Monthly	FISCAL YTD
June 2016							-	
May 2016							-	
April 2016							-	
March 2016	59,205.62	60,071.21	9,372.75	13,695.50	1,941.50	14,486.25	158,772.83	1,218,879.69
February 2016	34,266.15	57,135.78	12,679.74	17,854.50	1,901.50	2,155.75	125,993.42	1,060,106.86
January 2016	24,113.88	24,821.53	8,528.00	14,847.20	273.00	972.50	73,556.11	934,113.44
December 2015	75,390.40	47,622.31	5,158.15	11,699.80	1,633.50	1,844.25	143,348.41	860,557.33
November 2015	59,558.31	36,446.76	8,369.50	6,961.25	354.00	2,210.50	113,900.32	717,208.92
October 2015	41,452.03	84,415.75	8,737.40	13,273.42	1,314.00	980.25	150,172.85	603,308.60
September 2015	70,289.00	80,567.28	7,663.75	11,101.91	1,240.75	2,133.00	172,995.69	453,135.75
August 2015	32,452.03	70,922.81	9,690.75	14,477.75	1,369.75	1,399.00	130,312.09	280,140.06
July 2015	47,455.23	73,865.49	11,127.25	16,021.50	148.50	1,210.00	149,827.97	149,827.97

Figures are for March-16	Housing Starts			Remodels & Additions (includes fences, garages & reroofs)			
	Permits	Valuation	Sq Footage		#	Valuation	
Single Family Residence	25	6,627,057.00	65,134	Residential	18	513,489.00	
Duplex - 4 Units	2	698,961.00	7,110	Commercial	19	9,400,928.00	
Multi-Plex - Units	-	-	-				
Townhome	6	1,125,040.00	11,491				
Other	2	26,766.00	672				
<b>Total New:</b>	35	8,477,824	84,407	<b>CITY</b>	3	9,169,728.00	75,233
<b>Total Fiscal Year:</b>	<b>207</b>	<b>58,033,046.00</b>	<b>620,622</b>	<b>Fiscal Total</b>	<b>17</b>	<b>43,586,685.00</b>	<b>75,293</b>