

# City of Bozeman



BUILDING INSPECTION DIVISION

## BUILDING PERMIT REPORT

2015/FY 2016	Jul-2015		Jul-2014		FYTD as of July 2015		FYTD as of July 2014	
	THIS MONTH - FY2015		THIS MONTH - FY2014		FY TO DATE - FY2015		FY TO DATE - FY2014	
NEW CONSTRUCTION	NO	VALUATION	NO	VALUATION	NO.	VALUATION	NO	VALUATION
SINGLE FAMILY	25	6,844,924.00	50	10,494,613.00	25	6,844,924.00	50	10,494,613.00
DUPLEX			1	348,003.00	-	-	1	348,003.00
MULTI-FAMILY JULY UNITS -48	2	5,602,499.00	11	22,295,096.00	2	5,602,499.00	11	22,295,096.00
FISCAL YEAR TOTAL UNITS -785					-	785 Units	-	164 Units
MISC (GARAGE, SHED, ADU ETC.)	2	78,383.00	9	787,867.00	2	78,383.00	9	787,867.00
ASSEMBLY	2	135,044.00			2	135,044.00	-	-
BUSINESS			4	2,879,259.00			4	2,879,259.00
EDUCATIONAL					-	-	-	-
FACTORY					-	-	-	-
HAZARDOUS					-	-	-	-
INSTITUTIONAL					-	-	-	-
MERCHANTILE			2	1,774,424.00	-	-	2	1,774,424.00
MOTEL/HOTEL					-	-	-	-
STORAGE / OTHER	3	1,010,436.00	3	162,146.00	3	1,010,436.00	3	162,146.00
<b>TOTAL</b>	<b>34</b>	<b>13,671,286.00</b>	<b>80</b>	<b>38,741,408.00</b>	<b>34</b>	<b>13,671,286.00</b>	<b>80</b>	<b>38,741,408.00</b>
ADDITION/REMODEL	NO.	VALUATION	NO.	VALUATION	NO.	VALUATION	NO.	VALUATION
RESIDENTIAL	19	567,555.00	43	808,010.00	19	567,555.00	43	808,010.00
COMMERCIAL	24	8,410,284.00	25	10,628,189.00	24	8,410,284.00	25	10,628,189.00
<b>TOTAL</b>	<b>43</b>	<b>8,977,839.00</b>	<b>68</b>	<b>11,436,199.00</b>	<b>43</b>	<b>8,977,839.00</b>	<b>68</b>	<b>11,436,199.00</b>
CONSTRUCTION VALUE								
REVENUE	NO	AMOUNT	NO	AMOUNT	NO	AMOUNT	NO	AMOUNT
BUILDING	93	47,455.23	172	83,341.05	93	47,455.23	172	83,341.05
PLAN CHECK	166	73,865.49	245	83,995.37	166	73,865.49	245	83,995.37
ELECTRICAL	84	11,127.25	97	9,504.00	84	11,127.25	97	9,504.00
PLUMBING/MECHANICAL	133	16,021.50	149	17,640.35	133	16,021.50	149	17,640.35
FIRE ALARM /SPRINKLER SYSTEM	4	198.00	-	-	4	198.00	-	-
DEMOLITION	1	75.00	11	825.00	1	75.00	11	825.00
CODE ENFORCEMENT	-	-	5	525.00	-	-	5	525.00
SIGNS PERMITS	11	452.50	13	638.75	11	452.50	13	638.75
PENALTIES	1	75.00	14	2,823.00	1	75.00	14	2,823.00
EXTENSION FEES	8	600.00	1	75.00	8	600.00	1	75.00
INSPECTION FEES	-	-	3	300.00	-	-	3	300.00
MISC REVENUE	3	7.50	6	389.12		7.50	6	389.12
<b>TOTAL</b>	<b>504</b>	<b>149,877.47</b>	<b>716</b>	<b>200,056.64</b>	<b>501</b>	<b>149,877.47</b>	<b>716</b>	<b>200,056.64</b>

Mr Chris Kukulski  
 City Manager  
 PO Box 1230  
 Bozeman MT 59771

Dear Mr Kukulski:

The following report is submitted to show the permits issued and fees charged for the month of July 2015. The list of building, plumbing and electrical permits are attached in addition to the monthly and yearly summary of housing and commercial building activity.

	2015		2014	
	No.	Fee	No.	Fee
Electrical Permits	84	11,127.25	97	9,504.00
Plumbing/Mechanical Permits	133	16,021.50	149	17,640.35
Moving Permits	-	-	1	84.00
Demolition Permits	1	75.00	11	825.00
Fire Alarm/Supression Systems	4	198.00		
Inspection Fees	-	-	3	300.00
Sign Pemits	11	425.50	13	638.75
Code Enforcement	-	-	5	525.00
Penalty Fees	1	75.00	14	2,823.00
Plan Check Fees	166	73,865.49	245	83,995.37
Building Permits	93	47,455.23	172	83,341.05
<b>SUB-TOTALS:</b>	<b>493</b>	<b>149,242.97</b>	<b>710</b>	<b>199,676.52</b>
Other Bldg Div Rev.			6	389.12
Building Bond Fees	1	2,000.00		
Water Payback Fees			65	21,498.66
New Water	31	9,509.78	68	1,344.00
New Sewer	34	714.00	68	6,400.00
Water/Sewer Inspection Fee	34	3,400.00		
Water Renewal				
Sewer Renewal			6	142.48
Eng. Maps/Prints/Docs	17	792.11	1	100.00
Floodplain Dev. Permits	1	100.00		
Storm Water Permit			8	750.00
Degredation Permit	3	150.00	7	350.00
Street Cut Permits	3	389.70	7	707.40
Street/Alley Vacation Fees				
Cash-in-Lieu of Water Rights			2	82,164.00
Other Eng. Misc. Rev.	1	400.00		
Planning Docs/Maps				
Encroachment Permits				
Planning Review Residential	52	2,600.00		
Planning Review Commercial	18	1,890.00		
Planning Review Signs	12	1,500.00		
License Plate Fee			1	2,500.00
Master Plan Amendment				
Subdivision Review Fees				
Improvements Agreement				
Other Planning Div. Rev.	6	60.00	7	190.75
Planning Review Fees				
Zoning/Comm. Dev. Docs/Maps				
Deposits / Rent Chall Gardens				
Certificate of Appropriateness COA				
Zone Map/Code Amendments				
Pay-in-lieu of Parks	5	125.00	2	50.00
Planning & Zoning	46	73,495.53	51	49,089.03
Parade / Public Assembly Permit	5	175.00	4	140.00
Film Permit	1	30.00		
Annexation Fees				
V & A - Appeals				
V & A - Variances				
Other Zoning/CD Rev/Sign Tag				
Planned Unit Development - PUD				
Street Impact Fees	37	614,332.22	65	426,891.20
Fire Impact Fees	34	19,778.78	71	64,669.43
Water Impact Fees	33	165,144.48	67	320,789.17
WasteWater Impact Fees	33	104,487.55	67	241,898.31
<b>SUB-TOTAL:</b>	<b>407</b>	<b>1,001,074.15</b>	<b>567</b>	<b>1,220,063.55</b>
<b>TOTAL RECEIPTS:</b>	<b>900</b>	<b>1,150,317.12</b>	<b>1,277</b>	<b>1,419,740.07</b>

Respectfully submitted,

Bob Risk  
 Chief Building Official

July 2015 - Building Permits										
DATE	PERMIT #	ADDRESS		OWNER	CONTRACTOR	PERMIT FEE	PLAN CHECK	SQ FOOT	VALUATION	DESCRIPTION
07/31/15	15 22093	2725	TSCHACHE	STONERIDGE APARTMENTS LP	OUTBACK CONSTRUCTION INC	234.00	303.11	1,200	133,044.00	COMM AMUSEMENT & RECREATIONAL
07/28/15	15 22319	123	COMMERCIAL	KEHOE, MICHAEL	LANGLAS & ASSOCIATES, INC	1,439.00	2,228.56	5,992	554,560.00	COMM OFFICES, BANKS, PROF.BLDGS
07/21/15	15 21752	2312	SIMMENTAL	STATE OF MONTANA	CHASE-SKOGEN HOMES, INC	2,715.50	2,679.71	53,800	941,360.00	COMM OTHER SHELTER, NON-HOUSEK.
07/06/15	15 21872	120	WATER LILY	NORTON RANCH HOMES LLC	NORTON RANCH HOMES, LLC	384.50	249.93	605	67,076.00	COMM STRUCTURES OTHER THAN BLD
07/07/15	15 22445	1750	SACCO	CHRISTIAN CENTER FIRST	OWNER IS GENERAL	167.50	108.88	-	2,000.00	COMM STRUCTURES OTHER THAN BLD
						<b>4,940.50</b>	<b>5,570.19</b>	<b>61,597</b>	<b>1,698,040.00</b>	
07/06/15	15 22205	862	HARMON STREAM	MITCHELL DEVELOPMENT	MITCHELL DEVELOPMENT GROUP	608.75	717.29	2,547	200,000.00	COMM TENANT IMPROVEMENT
07/06/15	15 22349	867	S 29TH	MITCHELL DEVELOPMENT	MITCHELL DEVELOPMENT GROUP	132.00	216.46	-	34,000.00	COMM TENANT IMPROVEMENT
07/07/15	15 22440	34	N BOZEMAN	NEISHABOURI, JALAL	PLANT BUILDING MAINTENANCE	42.00	91.65	6,540	2,500.00	COMM TENANT IMPROVEMENT
07/08/15	15 22457	200	S 23RD	UNIVERSITY SQ BOZEMAN SHOP CTR	MJT CONSTRUCTION, INC.	913.75	909.35	56,393	250,000.00	COMM TENANT IMPROVEMENT
07/09/15	15 22499	404	W MAIN	BOZEMAN SCHOOL DISTRICT #7	SIMONSON CONSTRUCTION, LLC	221.25	214.99	-	47,000.00	COMM TENANT IMPROVEMENT
07/10/15	15 21821	1630	KENYON	CITY OF BOZEMAN	WESTOWER COMMUNICATIONS	374.75	243.59	-	65,000.00	COMM TENANT IMPROVEMENT
07/14/15	15 22406	0	MSU	MSU - FACILITIES	MSU FACILITY SERVICES	264.00	-	-	36,800.00	COMM TENANT IMPROVEMENT
07/14/15	15 22512	270	W KAGY	KAILO II CORP	DOERN CONSTRUCTION	26.75	81.58	-	10,000.00	COMM TENANT IMPROVEMENT
07/16/15	15 22496	5	E MAIN	BRIGETTE TULLER	GD L CONSTRUCTION	342.25	401.86	-	83,000.00	COMM TENANT IMPROVEMENT
07/20/15	15 22395	2825	W MAIN	GALLATIN MALL GROUP LLC	HARDESTY & ASSOCIATES, INC	230.75	287.47	4,500	30,000.00	COMM TENANT IMPROVEMENT
07/21/15	15 22511	901	TECHNOLOGY	TURNER ENTERPRISES	MILLER CONSTRUCTION, JOHN L	536.75	700.55	-	194,000.00	COMM TENANT IMPROVEMENT
07/22/15	14 21014	607	W MAIN	ALBEE, COLIN, WILLIAM &	KT CONSTRUCTION	64.50	96.37	-	6,000.00	COMM TENANT IMPROVEMENT
07/28/15	15 22266	1525	W MAIN	TOM STARNER	STORECRAFTERS INC	42.00	760.02	14,644	170,000.00	COMM TENANT IMPROVEMENT
07/29/15	15 22606	2622	W MAIN	JASON HUMBERGER	FLOCK'S HOME REPAIR	26.75	52.17	-	3,000.00	COMM TENANT IMPROVEMENT
07/30/15	14 20309	0	MSU - MILLER HALL	MONTANA STATE UNIVERSITY	SWANK ENTERPRISES	79.50	14,901.68	-	6,900,000.00	COMM TENANT IMPROVEMENT
07/30/15	15 22506	1603	W MAIN	PALFFY, MARY F	ROTHERHAM CONSTRUCTION, INC	235.50	590.21	-	30,500.00	COMM TENANT IMPROVEMENT
07/30/15	15 22630	1285	N ROUSE	MONTANA AVENUE PARTNERS LLC	MOXIE CONSTRUCTION INC	26.75	52.17	-	1,500.00	COMM TENANT IMPROVEMENT
07/30/15	15 22631	4265	FALLON	ADVANCED REAL ESTATE LLC	KILDAY & STRATTON INC	259.25	168.51	-	35,389.00	COMM TENANT IMPROVEMENT
07/31/15	15 22359	822	STONERIDGE	SOHA, CHARLES	SIEVERT CONSTRUCTION, INC	94.50	96.21	-	11,800.00	COMM TENANT IMPROVEMENT
07/08/15	15 22532	1117	N 7TH	SUABODA LLC	FREGIEN ROOFING, INC	64.50	-	-	5,800.00	COMMERCIAL REROOF
07/10/15	15 22541	128	E MAIN	MONTANA J & L LLC	SICKLER ROOFING SERVICE	358.50	-	-	60,000.00	COMMERCIAL REROOF
07/15/15	15 22557	528	N BROADWAY	BROWN, BARRY L	MCLEES, INC	348.75	-	-	56,800.00	COMMERCIAL REROOF
07/29/15	15 22619	114	N ROUSE	BOZEMAN SCHOOL DISTRICT #7	QUALITY ROOFING/SHEETMETAL,INC	64.50	-	-	5,795.00	COMMERCIAL REROOF
07/29/15	15 22620	1001	N 7TH	DARIGOLD INC	QUALITY ROOFING/SHEETMETAL,INC	699.25	-	-	171,400.00	COMMERCIAL REROOF
						<b>6,057.25</b>	<b>20,582.13</b>	<b>84,624</b>	<b>8,410,284.00</b>	
07/13/15	15 22466	3102	DURSTON	JBE LLC	COMFORT SYSTEMS OF MONTANA INC	75.00	-	-	26,500.00	DEMOLITION PERMIT
						<b>75.00</b>	<b>-</b>	<b>-</b>	<b>26,500.00</b>	
07/29/15	14 21595	100	NELSON	MT DEPT TRANSPORTATION (MDOT)	KRUSE ENTERPRISES INC	49.50			3,800.00	FIRE PROTECTION SYSTEMS PERMIT
07/29/15	14 21594	100	NELSON	MT DEPT TRANSPORTATION (MDOT)	KRUSE ENTERPRISES INC	49.50			3,800.00	FIRE PROTECTION SYSTEMS PERMIT
07/29/15	15 22068	3240	W TECHNOLOGY	MITCHELL DEVELOPMENT	GRAY COMPANIES INC	49.50			3,970.00	FIRE PROTECTION SYSTEMS PERMIT
07/27/15	14 21167	131	W MAIN	DUTTON DEVELOPMENT LLC	WALKER CONSTRUCTION	49.50			3,785.00	FIRE PROTECTION SYSTEMS PERMIT
						<b>198.00</b>	<b>-</b>	<b>-</b>	<b>15,355.00</b>	
07/07/15	15 22493	2102	N ROUSE	EHRET, JASON & SALLY	SIGN SOLUTIONS BOZEMAN	26.75	17.39	-	800.00	SIGN PERMIT
07/08/15	15 22444	3810	VALLEY COMMONS	SBL ENTERPRISES	INK OUTSIDE THE BOX	26.75	17.39	-	693.00	SIGN PERMIT
07/09/15	15 22491	520	E BABCOCK	520 EAST BABCOCK LLC	BEARTOOTH SIGN & DESIGN, LLC	26.75	17.39	-	1,323.00	SIGN PERMIT
07/16/15	15 22533	777	E MAIN	DELANEY & COMPANY INC	SIGNS OF MONTANA	57.00	37.05	-	4,413.00	SIGN PERMIT
07/17/15	15 22468	920	W MAIN	THE COMMUNITY FOOD CO-OP INC	SCS UNLIMITED INC	26.75	17.39	-	400.00	SIGN PERMIT
07/21/15	15 22500	35	W MAIN	MCMW LLC	SIGNS OF MONTANA	26.75	17.39	-	1,000.00	SIGN PERMIT
07/27/15	15 22547	1940	N 19TH	GARDEN INN CENTER LLC	SIGNS OF MONTANA	94.50	61.43	-	9,500.00	SIGN PERMIT
07/27/15	15 22548	1940	N 19TH	GARDEN INN CENTER LLC	SIGNS OF MONTANA	87.00	56.55	-	8,200.00	SIGN PERMIT
07/30/15	15 22552	2411	W MAIN	OAKWOOD PLAZA CONDO II	SIGN SOLUTIONS BOZEMAN	26.75	17.39	-	144.00	SIGN PERMIT
07/30/15	15 22553	2411	W MAIN	2411 W MAIN LLC	SIGN SOLUTIONS BOZEMAN	26.75	17.39	-	144.00	SIGN PERMIT
07/30/15	15 22577	1710	GREEK	BOWMAN HOUSE INC	INK OUTSIDE THE BOX	26.75	17.39	-	1,500.00	SIGN PERMIT
						<b>452.50</b>	<b>294.15</b>	<b>-</b>	<b>28,117.00</b>	
07/10/15	15 22274	601	S BLACK	WINCHESTER, PHILIP C & MEGAN M	HILGARD CONSTRUCTION, INC	374.75	275.77	250	65,000.00	RES GARAGES & CARPORTS
07/16/15	15 22456	410	N COTTONWOOD	THIRD STREET DEVELOPMENT	ROCKY MOUNTAIN CONSTRUCTION	63.00	75.72	336	13,383.00	RES GARAGES & CARPORTS
07/01/15	15 22382	2963	WESTWIND	MAHAR MONTANA HOMES LLC	MATT COOPER CONSTRUCTION LLC	553.00	671.93	2,511	218,728.00	RES SINGLE FAMILY DWELLING
07/02/15	14 21094	3133	SUMMER VIEW	BRIDGER PEAK CONSTRUCTION LLC	BRIDGER PEAK CONST G MEGARGEL	718.00	824.70	3,173	305,511.00	RES SINGLE FAMILY DWELLING
07/02/15	15 22373	1782	N HUNTERS	MAHAR MONTANA HOMES LLC	PINNACLE CONSTRUCTION, INC	726.50	842.33	3,005	278,064.00	RES SINGLE FAMILY DWELLING
07/02/15	15 22385	3117	SUMMERSET	PAHUT, PAUL & CRESTA SUNDLING	SHANE COLLINS CONSTRUCTION INC	890.00	1,037.59	4,000	363,569.00	RES SINGLE FAMILY DWELLING

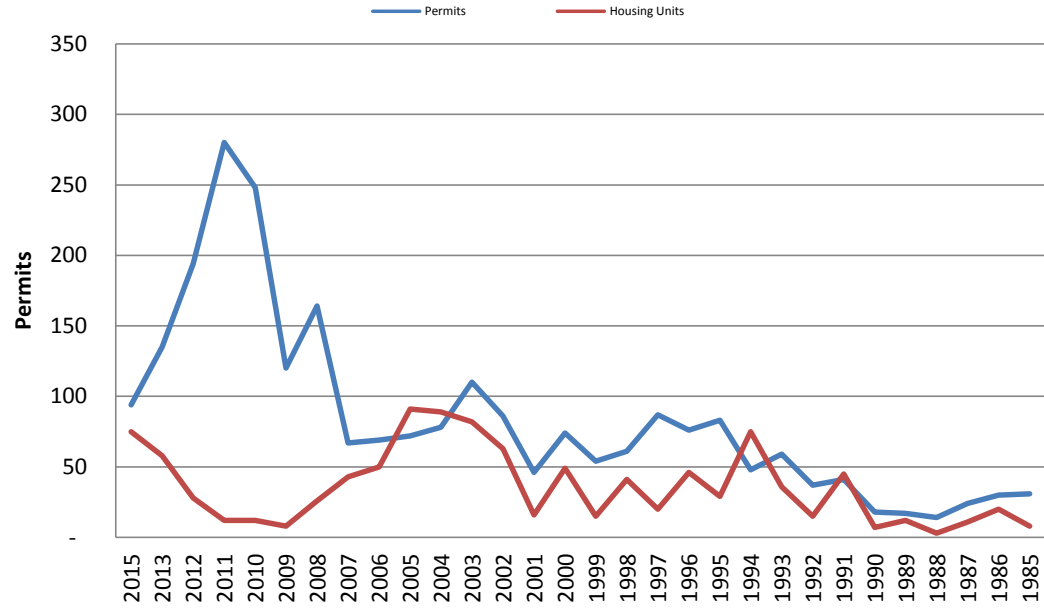
DATE	PERMIT #	ADDRESS	OWNER	CONTRACTOR	PERMIT FEE	PLAN CHECK	SQ FOOT	VALUATION	DESCRIPTION
07/07/15	15 22383	4797 LOYAL	PHILIP HOOVER	JONES CONSTRUCTION	907.00	1,111.83	4,038	379,492.00	RES SINGLE FAMILY DWELLING
07/08/15	15 22361	1201 S GRAND	STILLMAN, TYSON G &	COOKSTAR PRODUCTIONS	491.00	801.88	2,109	223,406.00	RES SINGLE FAMILY DWELLING
07/09/15	15 22476	3489 LEMHI TRAIL	VAUGHN, ADRIAN K & KATHLEEN D	VON CONSTRUCTION INC	684.00	807.84	3,099	272,819.00	RES SINGLE FAMILY DWELLING
07/10/15	15 22299	3064 TSCHACHE	JODER CONSTRUCTION	JODER CONSTRUCTION	533.00	633.91	2,391	218,378.00	RES SINGLE FAMILY DWELLING
07/10/15	15 22339	3161 TSCHACHE	MAHAR MONTANA HOMES LLC	ROI LLC	452.00	583.28	2,035	182,649.00	RES SINGLE FAMILY DWELLING
07/13/15	15 22479	2119 LANCE	HOMEBASE MONTANA	SUNRISE HOMES, LLC	603.00	723.11	2,718	244,292.00	RES SINGLE FAMILY DWELLING
07/14/15	15 22296	811 ADVANCE	DENMAN, THOMAS D	DENMAN CONSTRUCTION MANAGEMENT	549.00	673.10	2,463	225,344.00	RES SINGLE FAMILY DWELLING
07/15/15	15 22403	2923 FARMALL	B & M INVESTMENTS OF SAN DIEGO	BUILDING DIMENSIONS INC	837.00	949.51	3,773	339,192.00	RES SINGLE FAMILY DWELLING
07/16/15	15 22397	2491 FARRIER	HOLLERN, CORY & LINDSEY	ALPENGLow HOMES INC	1,036.00	1,211.76	4,618	432,603.00	RES SINGLE FAMILY DWELLING
07/16/15	15 22428	410 N COTTONWOOD	THIRD STREET DELOPMENT	ROCKY MOUNTAIN CONSTRUCTION	196.00	302.39	1,176	102,364.00	RES SINGLE FAMILY DWELLING
07/16/15	15 22480	1806 N HUNTERS	DANIEL BENSON	SUNRISE HOMES, LLC	603.00	723.11	2,718	244,292.00	RES SINGLE FAMILY DWELLING
07/17/15	15 22287	3044 SAVANNAH	FONDOW, NATHAN & NICOLE	KRESGE CONSTRUCTION INC	681.00	790.44	3,039	283,054.00	RES SINGLE FAMILY DWELLING
07/17/15	15 22297	3570 BROADWATER	SCOTT WALKER	WALKER CONSTRUCTION	663.75	813.48	2,848	263,615.00	RES SINGLE FAMILY DWELLING
07/17/15	15 22452	3552 BROADWATER	SCOTT WALKER	WALKER CONSTRUCTION	604.75	379.41	2,585	239,127.00	RES SINGLE FAMILY DWELLING
07/23/15	15 22207	4603 SHADOWGLEN	THE OLD WEST COMPANY INC	AARON MILLS CONSTRUCTION	467.00	538.68	2,097	190,143.00	RES SINGLE FAMILY DWELLING
07/23/15	15 22208	4579 SHADOWGLEN	THE OLD WEST COMPANY INC	AARON MILLS CONSTRUCTION	467.00	538.68	2,097	190,143.00	RES SINGLE FAMILY DWELLING
07/24/15	15 22488	1789 MIDFIELD	DK HOMES LLC	DK HOMES LLC	832.00	964.39	3,080	350,560.00	RES SINGLE FAMILY DWELLING
07/27/15	15 22454	1719 MIDFIELD	RASMUSSEN CONSTRUCTION INC	RASMUSSEN CONSTRUCTION INC	805.00	973.50	3,567	341,299.00	RES SINGLE FAMILY DWELLING
07/27/15	15 22503	4582 SHADOWGLEN	JOHNSON, RYAN A	RYAN JOHNSON	625.75	724.66	2,704	241,883.00	RES SINGLE FAMILY DWELLING
07/28/15	15 22510	2314 BOYLAN	EBBIGHAUSEN HOMES	EBBIGHAUSEN HOMES INC	788.00	884.65	3,518	328,243.00	RES SINGLE FAMILY DWELLING
07/30/15	15 22463	2492 FARRIER	DELANEY, MICHAEL W & ANGELA O	SHANE COLLINS CONSTRUCTION INC	765.00	912.09	4,290	386,154.00	RES SINGLE FAMILY DWELLING
07/31/15	15 22091	2716 TURBULENCE	STONERIDGE APARTMENTS LP	OUTBACK CONSTRUCTION INC	6,657.00	7,279.12	28,632	2,822,543.00	RES 5+ UNITS
07/31/15	15 22092	2715 TSCHACHE	STONERIDGE APARTMENTS LP	OUTBACK CONSTRUCTION INC	6,557.00	7,186.53	28,200	2,779,956.00	RES 5+ UNITS
					<b>30,129.50</b>	<b>34,235.39</b>	<b>131,070</b>	<b>12,525,806.00</b>	
07/07/15	15 22450	418 S 12TH	BORKOWSKI, JOHN J JR	INTERIOR DIMENSIONS, INC	72.00	157.96	202	7,000.00	RES ADDITION
07/15/15	15 22129	193 CANDLE	RENSLOW, ANTHONY & ERICA	COUBROUGH CONSTRUCTION INC	199.50	184.28	224	23,728.00	RES ADDITION
07/22/15	15 22467	401 N GRAND	ENGLAND, BRIAN	VIDMAR CONSTRUCTION, INC	527.75	395.21	1,063	112,604.00	RES ADDITION
07/01/15	15 22265	4005 FALLON	CUNNINGHAM, JIM & JILL	BUCKINGHAM CARPENTRY, INC	132.00	177.29	-	15,000.00	RES ALTERATION
07/14/15	15 22387	3204 AUGUSTA	CALLAHAN, WILLIAM W	CALLAHAN & COMPANY	748.75	575.42	763	201,324.00	RES ALTERATION
07/16/15	15 22554	2422 ANDALUSIAN	BMW, LLC	LATITUDE NORTH CONSTRUCTION LL	64.50	41.93	-	5,500.00	RES ALTERATION
07/21/15	15 22399	1705 DURSTON	LOCKER, ROBERT A & JUDITH S	RISING SUN CONSTRUCTION	365.00	237.25	-	62,000.00	RES ALTERATION
07/23/15	15 22574	11 HOFFMAN	M5 MONTANA LLC	WILDER CONSTRUCTION	64.50	78.98	-	2,000.00	RES ALTERATION
07/27/15	15 22140	113 S BOZEMAN	MCGRORY, LISA L	SB CONSTRUCTION	132.00	172.42	-	25,000.00	RES ALTERATION
07/28/15	15 22579	811 S TRACY	KOOPMAN, ROGER	CLARK MUELLER CONST	42.00	27.30	-	2,548.00	RES ALTERATION
07/30/15	15 22615	5411 GLENELLEN	WYSOCKI, WYSOCKI, EMBRY LLC	NISTLER HOMES, LLC	132.00	85.80	-	15,000.00	RES ALTERATION
07/31/15	15 22504	205 S CHURCH	STEPHENS, GEOFFREY & SUSAN	BOZEMAN BUILDERS INC	154.50	154.87	3,732	18,000.00	RES ALTERATION
07/07/15	15 22519	308 S 13TH	SLONAKER, DENNIS	ALL SEASONS ROOFING OF BOZEMAN	109.50	-	-	1,000.00	RESIDENTIAL REROOF
07/08/15	15 22530	410 PONDERA	SHELLENBERG, JEFFREY R & RUTH	YANT ROOFING	94.50	-	-	9,950.00	RESIDENTIAL REROOF
07/14/15	15 22550	406 PEACE PIPE	DAVIDSON, DENNIS & SHIRLEY	ROBERT LANGLEY ENTERPRISES	154.50	-	-	17,328.00	RESIDENTIAL REROOF
07/23/15	15 22595	1202 HOLLY	BATEMAN - ELVROM, MANDY	MERIDIAN ROOFING SERVICES, INC	124.50	-	-	13,885.00	RESIDENTIAL REROOF
07/28/15	15 22611	3602 GOLDEN VALLEY	BENNETT, KIMBERLY D	CORNERSTONE CONSTRUCTION LLC	42.00	-	-	2,383.00	RESIDENTIAL REROOF
07/07/15	15 22495	1304 S 5TH	PI BETA PHI SORORITY	WOODWORKS WEST INC	230.75	149.99	-	30,000.00	WINDOW REPLACEMENT PERMIT
07/10/15	15 22531	615 S 12TH	RABINSKY, MATHEW & JESSICA	ALL KRAFTS CONSTRUCTION LLC	49.50	32.18	-	3,305.00	WINDOW REPLACEMENT PERMIT
<b>July 2015: 93 Permits; 75 New Housing Units: \$23,271,657.00 Valuation</b>					<b>3,439.75</b>	<b>2,470.88</b>	<b>5,984</b>	<b>567,555.00</b>	
<b>July 2014: 173 Permits; 223 New Housing Units: \$48,426,507.00 Valuation</b>					<b>45,292.50</b>	<b>63,152.74</b>	<b>283,275</b>	<b>23,271,657.00</b>	

# Month of July

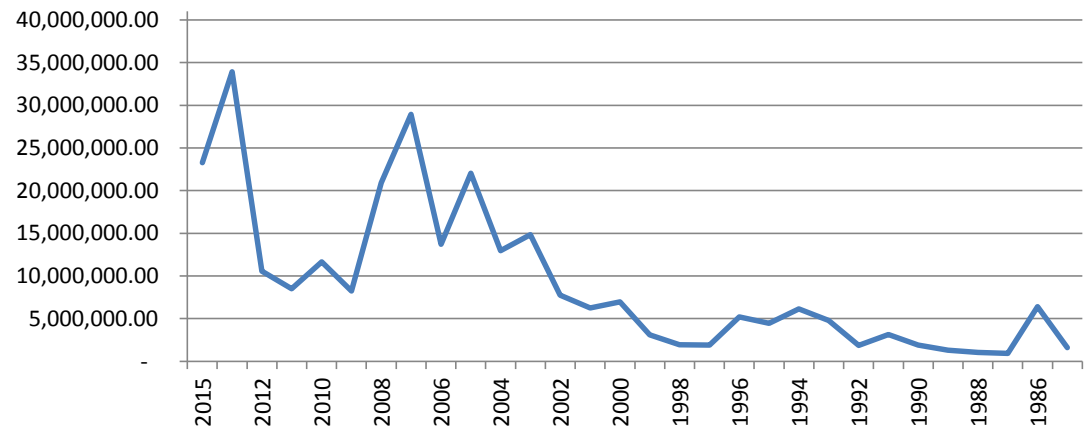
## THIRTY YEAR BUILDING PERMIT COMPARISON

Jul-15	Housing		Valuation	Fiscal YTD	
	Permits	Units		Permits	Units
2015	94	75	23,271,657.00	94	75
2013	135	58	33,918,078.00	135	58
2012	194	28	10,578,660.00	194	28
2011	280	12	8,487,006.00	280	12
2010	248	12	11,651,707.00	248	12
2009	120	8	8,252,761.00	120	8
2008	164	26	20,909,506.00	164	26
2007	67	43	28,924,777.00	67	43
2006	69	50	13,703,822.00	69	50
2005	72	91	22,019,443.00	72	91
2004	78	89	12,953,323.00	78	89
2003	110	82	14,822,630.00	110	82
2002	86	63	7,754,408.00	86	63
2001	46	16	6,271,512.00	46	16
2000	74	49	6,969,167.00	74	49
1999	54	15	3,104,593.00	54	15
1998	61	41	1,949,696.00	61	41
1997	87	20	1,907,198.00	87	20
1996	76	46	5,206,545.00	76	46
1995	83	29	4,442,066.00	83	29
1994	48	75	6,136,624.00	48	75
1993	59	36	4,792,552.00	59	36
1992	37	15	1,875,581.00	37	15
1991	41	45	3,146,965.00	41	45
1990	18	7	1,918,411.00	18	7
1989	17	12	1,299,920.00	17	12
1988	14	3	1,054,078.00	14	3
1987	24	11	922,793.00	24	11
1986	30	20	6,407,748.00	30	20
1985	31	8	1,602,082.00	31	8

## Thirty Year Building Permit Comparison



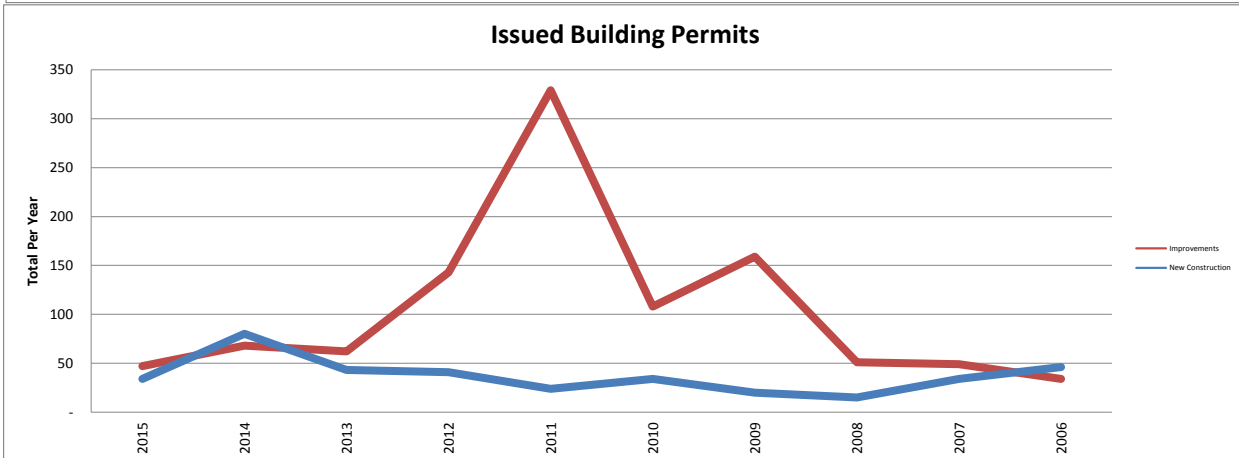
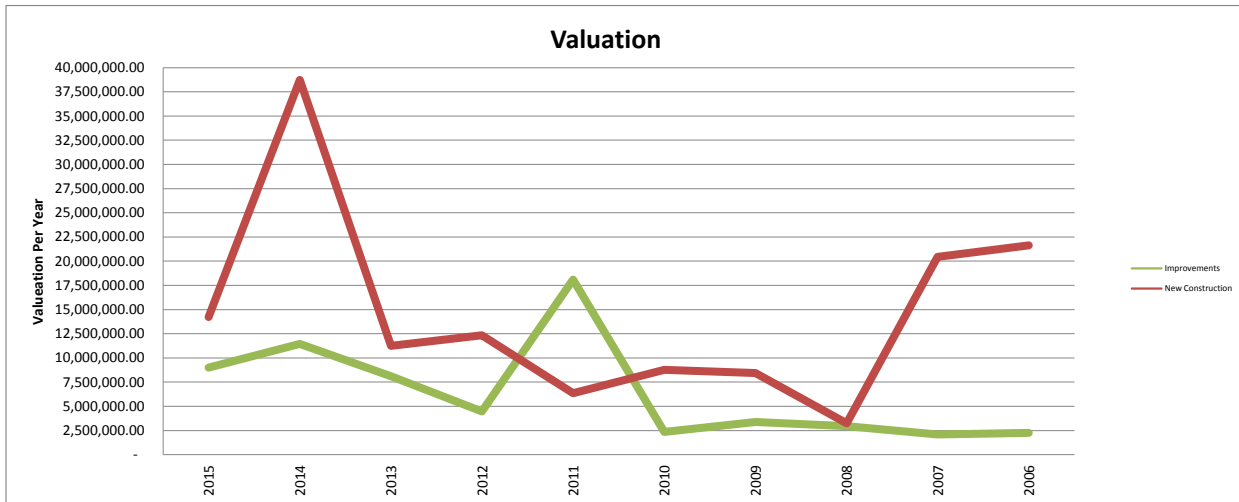
## Valuations



**SINGLE MONTH COMPARISON FOR 10 YEAR BUILDING PERMITS  
BUILDING DEPARTMENT -- CITY OF BOZEMAN**

	Jul-15		Jul-14		Jul-13		Jul-12		Jul-11	
	BP\U	Valuation	BP\U	Valuation	BP\U	Valuation	BP\U	Valuation	BP\U	Valuation
<b>New Construction</b>										
Single Family	25	6,844,924.00	41	9,431,044.00	41	9,637,313.00	30	8,074,926.00	22	5,315,250.00
Multi Family	2	5,602,499.00	11	22,295,096.00	1	1,174,679.00			1	409,401.00
Duplex			1	348,003.00			4	1,519,708.00		
Townhomes			9	1,063,569.00			4	1,722,184.00		
Commercial	5	1,698,040.00	9	4,815,829.00	1		2	955,650.00	1	614,459.00
Other	2	78,383.00	9	787,867.00		424,748.00	1	69,504.00		
<b>SUB-TOTAL</b>	<b>34</b>	<b>14,223,846.00</b>	<b>80</b>	<b>38,741,408.00</b>	<b>43</b>	<b>11,236,740.00</b>	<b>41</b>	<b>12,341,972.00</b>	<b>24</b>	<b>6,339,110.00</b>
<b>Improvements</b>										
Residential	19	567,555.00	43	808,010.00	38	726,670.00	97	1,180,997.00	245	2,492,245.00
Commercial	24	8,410,284.00	25	10,628,189.00	21	7,378,283.00	34	3,192,599.00	73	15,481,564.00
Fire Supression Systems	4	15,355.00			3	909.50			5	99,568.00
Other							12	105,143.00	6	32,597.00
<b>SUB-TOTAL</b>	<b>47</b>	<b>8,993,194.00</b>	<b>68</b>	<b>11,436,199.00</b>	<b>62</b>	<b>8,105,862.50</b>	<b>143</b>	<b>4,478,739.00</b>	<b>329</b>	<b>18,105,974.00</b>
<b>TOTAL PERMITS</b>	<b>81</b>	<b>23,217,040.00</b>	<b>148</b>	<b>50,177,607.00</b>	<b>105</b>	<b>19,342,602.50</b>	<b>184</b>	<b>16,820,711.00</b>	<b>353</b>	<b>24,445,084.00</b>

	Jul-10		Jul-09		Jul-08		Jul-07		Jul-06	
	BP\U	Valuation	BP\U	Valuation	BP\U	Valuation	BP\U	Valuation	BP\U	Valuation
<b>New Construction</b>										
Single Family	20	4,927,343.00	12	2,726,250.00	7	1,678,566.00	20	5,170,247.00	25	5,394,433.00
Multi Family	1	3,735,325.00	4	4,982,742.00			6	14,141,557.00	4	8,107,593.00
Duplex							2	383,194.00	12	4,329,835.00
Townhomes	8		4	730,517.00	8	1,555,222.00	4	413,792.00		
Commercial	5	97,834.00					1	292,709.00	4	3,763,691.00
Other							1	55,872.00	1	25,000.00
<b>SUB-TOTAL</b>	<b>34</b>	<b>8,760,502.00</b>	<b>20</b>	<b>8,439,509.00</b>	<b>15</b>	<b>3,233,788.00</b>	<b>34</b>	<b>20,457,371.00</b>	<b>46</b>	<b>21,620,552.00</b>
<b>Improvements</b>										
Residential	66	752,643.00	134	1,686,141.00	20	975,174.00	24	611,253.00	18	423,650.00
Commercial	29	1,473,009.00	18	1,626,787.00	16	1,841,971.00	14	1,012,311.00	12	1,596,366.00
Fire Supression Systems	6	65,996.00	2	4,550.00	4	18,285.00	9	447,388.00	3	221,000.00
Other	7	67,500.00	5	56,786.00	11	102,700.00	2	15,000.00	1	25,000.00
<b>SUB-TOTAL</b>	<b>108</b>	<b>2,359,148.00</b>	<b>159</b>	<b>3,374,264.00</b>	<b>51</b>	<b>2,938,130.00</b>	<b>49</b>	<b>2,085,952.00</b>	<b>34</b>	<b>2,266,016.00</b>
<b>TOTAL PERMITS</b>	<b>142</b>	<b>11,119,650.00</b>	<b>179</b>	<b>11,813,773.00</b>	<b>66</b>	<b>6,171,918.00</b>	<b>83</b>	<b>22,543,323.00</b>	<b>80</b>	<b>23,886,568.00</b>



### IMPACT FEES CALENDAR YEAR 2015

MONTH	STREET	FIRE	WATER	WW	MONTHLY	YTD
January	30,874.17	6,964.70	30,874.17	55,475.70	68,713.04	68,713.04
February	118,361.10	4,966.32	24,896.04	41,788.48	190,011.94	258,724.98
March	363,072.79	22,129.86	158,809.74	95,577.67	639,590.06	898,315.04
April	435,803.65	23,498.37	196,514.47	144,060.29	799,876.78	1,698,191.82
May	241,311.58	16,662.61	121,866.18	70,901.82	450,742.19	2,148,934.01
June	464,615.88	35,009.71	159,578.24	96,158.41	755,362.24	2,904,296.25
July	614,332.22	19,788.78	165,144.48	104,487.55	903,753.03	3,808,049.28
August					-	
September					-	
October					-	
November					-	
December					-	

### BUILDING REVENUE, FISCAL YEAR 2015

MONTH	BUILDING	PLAN REVIEW	ELECTRIC	MECHANICAL/ PLUMBING	Fire Alarm/ Suppression	Penalty/ Other Fees	Monthly	FISCAL YTD
June 2016							-	
May 2016							-	
April 2016							-	
March 2016							-	
February 2016							-	
January 2016							-	
December 2015							-	
November 2015							-	
October 2015							-	
September 2015							-	
August 2015							-	
July 2015	47,455.23	73,865.49	11,127.25	16,021.50	148.50	1,210.00	149,827.97	149,827.97

Figures are for <b>July-15</b>	<b>Housing Starts</b>			<b>Remodels &amp; Additions</b> (includes fences, garages & reroofs)				
	<b>Permits</b>	<b>Valuation</b>	<b>Sq Footage</b>	<b>Residential</b>	<b>#</b>	<b>Valuation</b>		
<b>Single Family Residence</b>	25	6,844,924.00	73,652	<b>Commercial</b>	19	567,555.00		
<b>Duplex - Units</b>	-	-	-		24	8,410,284.00		
<b>Multi-Plex - 48 Units</b>	2	5,602,499.00	56,832				<b>COMMERCIAL STARTS</b>	
<b>Townhome</b>	-	-	-		<b>Bldgs</b>	<b>Valuation</b>	<b>Sq Footage</b>	
<b>Other</b>	2	78,383.00	586	<b>CITY</b>	5	1,698,040.00	61,597	
<b>July Total:</b>	29	12,525,806	131,070	<b>Fiscal Total</b>	<b>79</b>	<b>50,740,475.00</b>	<b>471,818</b>	
<b>Total Fiscal Year:</b>	<b>440</b>	<b>151,559,742.75</b>	<b>1,633,736</b>					