

City of Bozeman



BUILDING INSPECTION DIVISION

BUILDING PERMIT REPORT

2016/FY 2016	Feb-2016		Feb-2015		FYTD as of February 2016		FYTD as of February 2015	
	THIS MONTH - FY2016		THIS MONTH - FY2015		FY TO DATE - FY2016		FY TO DATE - FY2015	
NEW CONSTRUCTION	NO	VALUATION	NO	VALUATION	NO.	VALUATION	NO	VALUATION
SINGLE FAMILY	21	5,234,751.00	14	3,757,536.00	170	42,118,598.00	189	45,550,329.00
DUPLEX	5	1,775,176.00			22	6,079,094.00	11	4,119,487.00
MULTI-FAMILY FEB UNITS - 10					25	32,246,615.00	27	55,742,287.00
FISCAL YEAR TOTAL UNITS -425					-	415 Units		324 Units
MISC (GARAGE, SHED, ADU ETC.)	5	177,643.00			30	1,254,120.00	24	5,616,984.00
ASSEMBLY					3	2,336,632.00	-	-
BUSINESS	1	533,278.00			3	13,828,911.00	7	6,174,712.00
EDUCATIONAL					-	-	-	-
FACTORY					-	-	1	260,704.00
HAZARDOUS					-	-	2	1,463,805.00
INSTITUTIONAL					-	-	2	36,381,270.00
MERCHANTILE					-	-	2	1,774,424.00
MOTEL/HOTEL					-	-	1	6,518,358.00
STORAGE / OTHER			2	12,630.00	13	20,137,374.00	8	783,675.00
TOTAL	32	7,720,848.00	16	3,770,166.00	74	118,001,344.00	274	164,386,035.00
ADDITION/REMODEL	NO.	VALUATION	NO.	VALUATION	NO.	VALUATION	NO.	VALUATION
RESIDENTIAL	6	260,800.00	9	142,780.00	118	6,688,320.00	166	3,665,251.00
COMMERCIAL	17	2,603,775.00	14	2,381,166.00	136	25,606,556.00	120	28,658,764.00
TOTAL	23	2,864,575.00	23	2,523,946.00	254	32,294,876.00	286	32,324,015.00
CONSTRUCTION VALUE								
REVENUE	NO	AMOUNT	NO	AMOUNT	NO	AMOUNT	NO	AMOUNT
BUILDING	68	34,266.15	59	14,959.81	570	352,525.00	703	350,741.64
PLAN CHECK	142	57,135.78	141	35,745.05	1,042	404,874.90	1,123	372,580.60
ELECTRICAL	84	12,679.74	46	8,190.25	656	62,263.79	593	127,444.90
PLUMBING/MECHANICAL	145	17,854.50	99	18,438.83	831	91,759.58	956	113,308.74
FIRE ALARM /SPRINKLER SYSTEM	8	1,901.50	15	2,740.50	43	6,914.75	48	9,391.25
DEMOLITION	1	75.00	1	75.00	13	975.00	25	1,575.00
CODE ENFORCEMENT	-	-	-	-	6	525.00	5	525.00
SIGNS PERMITS	4	272.75	6	431.25	63	3,207.50	70	4,053.50
PENALTIES	6	677.00	3	406.50	30	3,219.75	39	5,550.50
EXTENSION FEES	13	975.00	4	300.00	38	2,850.00	21	1,575.00
INSPECTION FEES	2	150.00	1	75.00	15	1,200.00	11	975.00
MISC REVENUE	3	6.00	5	23.50	17	100.00	37	643.12
TOTAL	476	125,993.42	380	81,385.69	3,324	930,415.27	3,631	988,364.25

Mr Chris Kukulski
 City Manager
 PO Box 1230
 Bozeman MT 59771

Dear Mr Kukulski:

The following report is submitted to show the permits issued and fees charged for the month of February 2016. The list of building, plumbing and electrical permits are attached in addition to the monthly and yearly summary of housing and commercial building activity.

	2016		2015	
	No.	Fee	No.	Fee
Electrical Permits	84	12,679.74	46	8,190.25
Plumbing/Mechanical Permits	145	17,854.50	99	18,438.83
Moving Permits	-	-	-	-
Demolition Permits	2	150.00	1	75.00
Fire Alarm/Suppression Systems	8	1,901.50	6	431.25
Inspection Fees	2	150.00	1	75.00
Sign Permits	4	272.75	6	431.25
Code Enforcement	-	-	-	-
Penalty Fees	6	677.00	3	406.50
Plan Check Fees	142	57,135.78	141	35,745.05
Building Permits	68	34,266.15	59	14,959.81
SUB-TOTALS:	377	112,407.68	362	78,752.94
Other Bldg Div Rev.	3	6.00	5	23.50
Building Bond Fees				
Water Payback Fees				
New Water	39	10,729.22	15	3,906.45
New Sewer	39	819.00	15	315.00
Water/Sewer Inspection Fee	42	4,152.25	15	1,500.00
Water Renewal				
Sewer Renewal				
Eng. Maps/Prints/Docs	9	298.00	10	501.50
Floodplain Dev. Permits	1	100.00		
Storm Water Permit				4,722.96
Degradation Permit	1	761.40	4	200.00
Street Cut Permits	1	50.00		
Street/Alley Vacation Fees				
Cash-in-Lieu of Water Rights				
Other Eng. Misc. Rev.				
Planning Docs/Maps				
Encroachment Permits				
Planning Reuse permit	2	250.00		
Planning Review Residential	49	2,450.00		
Planning Review Commercial	10	1,050.00		
Planning Review Signs	6	670.00		
Master Plan Amendment				
Street & Alley Vacation	1	195.00		
Improvements Agreement				
Other Planning Div. Rev.	5	50.00	12	1,304.46
Zoning/Comm. Dev. Docs/Maps			5	126.75
Deposits / Rent Chall Gardens				
Certificate of Appropriateness COA				
Zone Map/Code Amendments				
Pay-in-lieu of Parks			1	25.00
Planning & Zoning	36	143,147.56	32	121,607.22
Parade / Public Assembly Permit	1	35.00	2	285.00
Film Permit	1	30.00		
Annexation Fees				
V & A - Appeals				
V & A - Variances				
Other Zoning/CD Rev/Sign Tag				
Planned Unit Development - PUD				
Street Impact Fees	31	530,604.99	18	118,361.10
Fire Impact Fees	30	17,671.46	14	4,966.32
Water Impact Fees	30	474,498.20	14	41,788.48
WasteWater Impact Fees	30	142,742.67	14	24,896.04
SUB-TOTAL:	367	1,330,310.75	179	324,529.78
TOTAL RECEIPTS:	744	1,442,718.43	541	403,282.72

Respectfully submitted,

Bob Risk
 Chief Building Official

February 2016 - Building Permits

DATE	PERMIT #	ADDRESS	OWNER	CONTRACTOR	PERMIT FEE	PLAN CHECK	SQ FOOT	VALUATION	DESCRIPTION
02/17/16	15 23107	3970 VALLEY COMMONS	JON STITES & REED JONES	JON STITES CONSTRUCTION	1,104.00	1,308.85	4,580	533,278.00	COMM OFFICES, BANKS, PROF.BLDGS
					1,104.00	1,308.85	4,580	533,278.00	
02/29/16	16 23278	612 W BEALL	TARPON BAY PARTNERS LLC	FULBRIGHT CONSTRUCTION, LLC	638.75	672.60	1,958	150,000.00	COMM ALTERATION
02/02/16	15 23190	4515 VALLEY COMMONS	BOARDWALK PROPERTIES INC	LANGLAS & ASSOCIATES, INC	117.00	1,244.40	5,191	311,460.00	COMM TENANT IMPROVEMENT
02/02/16	15 23227	2876 N 27TH	HOUGH, TODD M	STUART MILL PROPERTIES LLC	26.75	45.75	800	3,500.00	COMM TENANT IMPROVEMENT
02/05/16	15 22998	131 W MAIN	DUTTON DEVELOPMENT LLC	LANGLAS & ASSOCIATES, INC	593.75	565.18	-	134,473.00	COMM TENANT IMPROVEMENT
02/05/16	15 23216	1216 W LINCOLN	KO HOLDINGS LLC	LANGLAS & ASSOCIATES, INC	42.00	44.69	960	3,000.00	COMM TENANT IMPROVEMENT
02/08/16	16 23367	1006 W MAIN	1006 WEST MAIN LLC	BUILDING DIMENSIONS INC	154.50	100.43	-	30,000.00	COMM TENANT IMPROVEMENT
02/09/16	15 22983	510 MANLEY	MAP BREWING CO	PAUL BIERMAN CONSTRUCTION INC	325.75	567.63	740	50,000.00	COMM TENANT IMPROVEMENT
02/09/16	16 23326	611 E MAIN	MTH PARTNERS		1,326.25	1,562.61	9,695	400,000.00	COMM TENANT IMPROVEMENT
02/10/16	15 23150	1805 W OAK	BRIDGER PEAKS LLC	DICK ANDERSON CONSTRUCTION, INC	768.00	1,246.87	3,642	400,000.00	COMM TENANT IMPROVEMENT
02/12/16	15 23200	321 E MENDENHALL	IRONWOOD INC.	RISING SUN CONSTRUCTION	839.50	772.80	2,487	275,000.00	COMM TENANT IMPROVEMENT
02/16/16	15 22733	1919 W MAIN	MONTANA CVS PHARMACY	RTJN ENTERPRISES INC.	57.00	1,087.14	2,080	250,000.00	COMM TENANT IMPROVEMENT
02/16/16	15 22818	1919 W MAIN	MONTANA CVS PHARMACY	LANGLAS & ASSOCIATES, INC	64.50	853.35	2,237	250,000.00	COMM TENANT IMPROVEMENT
02/19/16	16 23329	815 MANLEY	OLD MARSH HOLDINGS LLC	SCHLAUCH-BOTTCHER CONST INC	94.50	196.96	1,386	10,000.00	COMM TENANT IMPROVEMENT
02/22/16	15 23243	708 N ROUSE	NELSON MONTANA PROPERTY LLC	KNOBBY RIDGE BUILDERS LLC	407.25	816.56	-	75,000.00	COMM TENANT IMPROVEMENT
02/22/16	16 23315	902 N WALLACE	NW HOLDINGS LLC	HOLDING GROUND WORKSHOP LLC	94.50	61.43	-	10,000.00	COMM TENANT IMPROVEMENT
02/24/16	15 22733	1919 W MAIN	MONTANA CVS PHARMACY	RTJN ENTERPRISES INC.	32.75	1,087.14	2,080	250,000.00	COMM TENANT IMPROVEMENT
02/22/16	16 23437	622 S GRAND	RYDELL, ROBERT W & CAROL H	RENAISSANCE RENOVATIONS LLC	26.75	-	-	1,342.00	COMMERCIAL REROOF
					5,609.50	10,925.54	33,256	2,603,775.00	
02/26/16	16 23313	25 W MAIN	FIVE'S THE MOST LLC	SURFACES LLC	75.00	-	-	20,000.00	DEMOLITION PERMIT
					75.00	-	-	20,000.00	
02/22/16	15 22893	0 MSU - NAIC PARKING G	MSU FACILITIES	MARTEL CONSTRUCTION, INC	216.50	-	-	26,271.00	FIRE PROTECTION SYSTEMS PERMIT
02/05/16	16 23362	606 N 5TH	DARLINGTON MANOR APARTMENTS	COPPERMINE FIRE SUPPRESSION SY	482.00	-	-	98,000.00	FIRE PROTECTION SYSTEMS PERMIT
02/18/16	16 23417	1200 E MAIN	WESTERN HERITAGE INN	MONTANA WYOMING SYSTEMS	162.00	-	-	18,922.00	FIRE PROTECTION SYSTEMS PERMIT
02/09/16	15 22723	519 E MENDENHALL	COTTONWOOD PARTNERS LLC	LANGLAS & ASSOCIATES, INC	49.50	-	-	3,750.00	FIRE PROTECTION SYSTEMS PERMIT
02/03/16	14 21240	300 W MAIN	EAST WILLSON LLC	BRIDGER BUILDERS, INC	79.50	9,405.51	40,792	8,000.00	FIRE PROTECTION SYSTEMS PERMIT
02/09/16	15 22749	527 E MENDENHALL	COTTONWOOD PARTNERS LLC	LANGLAS & ASSOCIATES, INC	49.50	-	-	3,750.00	FIRE PROTECTION SYSTEMS PERMIT
02/17/16	15 22091	2716 TURBULENCE	STONERIDGE APARTMENTS LP	OUTBACK CONSTRUCTION INC	431.25	-	-	10,202.00	FIRE PROTECTION SYSTEMS PERMIT
02/17/16	15 22092	2715 TSCACHE	STONERIDGE APARTMENTS LP	OUTBACK CONSTRUCTION INC	431.25	-	-	10,202.00	FIRE PROTECTION SYSTEMS PERMIT
					1,901.50	1,901.50	40,792	179,097.00	
02/10/16	16 23264	5050 S COTTONWOOD	PARK STREET HOLDINGS LLC	YESCO LLC	79.50	51.68	-	7,460.00	SIGN PERMIT
02/18/16	15 23208	7 S TRACY	PHEASANT FARMS LLC	SIGNS OF MONTANA	26.75	17.39	-	250.00	SIGN PERMIT
02/19/16	15 22995	26 E MENDENHALL	CITY OF BOZEMAN FOR BPC	MIDSTATE SIGNS, LLC	94.50	61.43	-	10,000.00	SIGN PERMIT
02/22/16	15 23239	37 S WILLSON	DOWNTOWNER LLC	SIGNS OF MONTANA	72.00	46.80	-	6,194.00	SIGN PERMIT
					272.75	177.30	-	23,904.00	
02/16/16	15 23185	1040 ROSA	ROSA CONSTRUCTION	ROSA CONSTRUCTION, INC	735.00	874.58	3,160	334,739.00	RES DUPLEX (2 UNITS)
02/18/16	15 23141	942 ROSA	MT INVESTMENTS LLC	KIRCHHOFF CONSTRUCTION	795.00	920.38	3,418	362,069.00	RES DUPLEX (2 UNITS)
02/24/16	15 22992	979 TWIN LAKES	VELOCITY DEVELOPMENT	TRIPLE MT CONSTRUCTION	789.00	901.69	3,390	359,103.00	RES DUPLEX (2 UNITS)
02/24/16	15 22993	947 TWIN LAKES	M & S HOLDINGS	TRIPLE MT CONSTRUCTION	789.00	901.69	3,390	359,103.00	RES DUPLEX (2 UNITS)
02/26/16	15 23209	963 TWIN LAKES	TRIPLE MT LLC	TRIPLE MT CONSTRUCTION	791.00	920.40	3,400	360,162.00	RES DUPLEX (2 UNITS)
02/18/16	15 22990	979 TWIN LAKES	VELOCITY DEVELOPMENT	TRIPLE MT CONSTRUCTION	187.00	179.84	996	39,671.00	RES GARAGES & CARPORTS
02/18/16	15 22991	947 TWIN LAKES	M & S HOLDINGS	TRIPLE MT CONSTRUCTION	187.00	179.84	996	39,671.00	RES GARAGES & CARPORTS
02/18/16	15 23139	942 ROSA	MT INVESTMENTS LLC	KIRCHHOFF CONSTRUCTION	187.00	190.53	996	39,671.00	RES GARAGES & CARPORTS
02/18/16	15 23210	963 TWIN LAKES	TRIPLE MT LLC	TRIPLE MT CONSTRUCTION	169.00	164.08	900	35,847.00	RES GARAGES & CARPORTS
02/25/16	15 23212	978 ROSA	ROSA CONSTRUCTION	ROSA CONSTRUCTION, INC	108.00	117.39	572	22,783.00	RES GARAGES & CARPORTS
02/02/16	15 23230	2319 THOROUGHbred	SOUTHERN LIGHTS HOLDINGS LLC	KIRCHHOFF CONSTRUCTION	718.00	810.08	3,225	293,173.00	RES SINGLE FAMILY DWELLING
02/04/16	15 23017	3487 S 22ND	HURLBURT COMPANY INC	MCINTOSH CONSTRUCTION	762.00	875.19	3,389	318,412.00	RES SINGLE FAMILY DWELLING
02/05/16	15 23240	1865 BOYLAN	EBBIGHAUSEN HOMES	EBBIGHAUSEN HOMES INC	749.00	871.15	2,509	300,629.00	RES SINGLE FAMILY DWELLING
02/09/16	15 22355	3502 BROADWATER	SCOTT WALKER	WALKER CONSTRUCTION	647.00	797.97	2,889	268,817.00	RES SINGLE FAMILY DWELLING
02/17/16	15 22672	3367 S 21ST	ALPENGLow	ALPENGLow HOMES INC	492.00	610.57	2,209	200,619.00	RES SINGLE FAMILY DWELLING
02/17/16	15 22673	3366 S 22ND	ALPENGLow	ALPENGLow HOMES INC	492.00	610.57	2,209	200,619.00	RES SINGLE FAMILY DWELLING
02/18/16	16 23319	448 N COTTONWOOD	LINDSEY STEWART	ASCENT HOME BUILDERS INC	408.00	513.30	1,806	171,546.00	RES SINGLE FAMILY DWELLING

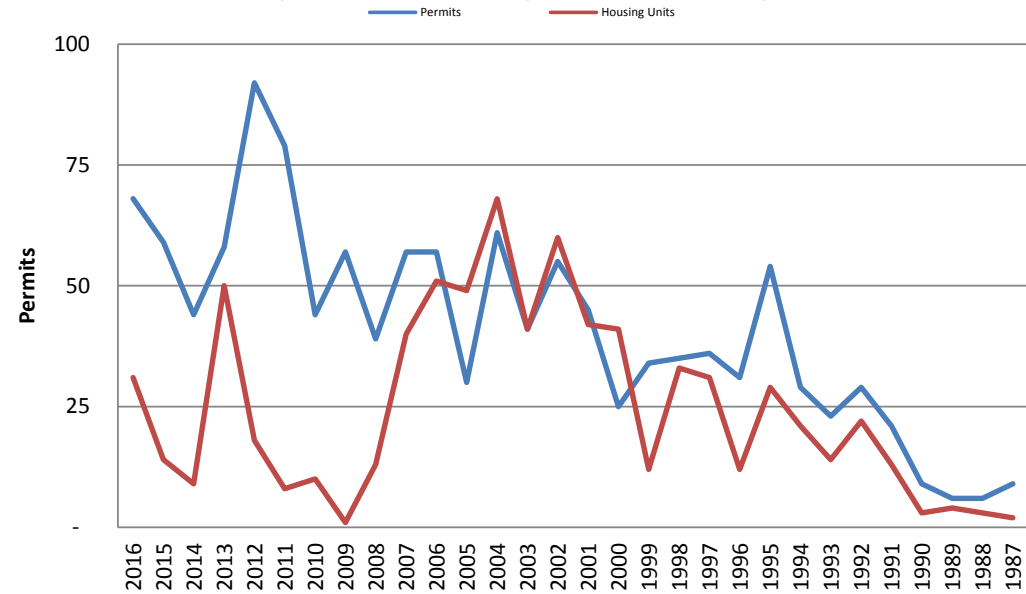
DATE	PERMIT #	ADDRESS	OWNER	CONTRACTOR	PERMIT FEE	PLAN CHECK	SQ FOOT	VALUATION	DESCRIPTION
02/18/16	16 23321	3362 LOLO	FIRST TIME HOME BUYER LLC	KIRCHHOFF CONSTRUCTION	537.00	627.86	2,438	211,987.00	RES SINGLE FAMILY DWELLING
02/19/16	15 22659	739 HANSON	VISION DEVELOPMENT INC	VISION DEVELOPMENT INC	548.00	662.43	2,463	223,691.00	RES SINGLE FAMILY DWELLING
02/19/16	15 22660	738 SHERIDAN	VISION DEVELOPMENT INC	VISION DEVELOPMENT INC	548.00	331.20	2,463	223,691.00	RES SINGLE FAMILY DWELLING
02/22/16	15 23111	3331 BLACKBIRD	GROWNEY, RICHARD & SHARON	CONSTRUCTIVE SOLUTIONS INC	667.75	840.49	2,195	259,999.00	RES SINGLE FAMILY DWELLING
02/22/16	16 23293	920 KNOLLS	WALKER, THOMAS	CHASE-SKOGEN HOMES, INC	782.00	883.97	3,455	334,062.00	RES SINGLE FAMILY DWELLING
02/24/16	15 23050	3475 S 22ND	HURLBURT COMPANY INC	MCINTOSH CONSTRUCTION	594.00	695.27	2,645	248,920.00	RES SINGLE FAMILY DWELLING
02/24/16	16 23291	1690 N HUNTERS	TIGHT LINES INVESTMENTS LLC	ROSET AND ASSOCIATES INC	780.00	838.23	2,827	325,354.00	RES SINGLE FAMILY DWELLING
02/25/16	15 23005	1740 MIDFIELD	TRIMBACH BUILDERS LLC	TRIMBACH BUILDERS LLC	788.00	860.31	3,491	333,910.00	RES SINGLE FAMILY DWELLING
02/25/16	16 23322	3422 LOLO	BARRETT, JEREMY V & RAE A	KIRCHHOFF CONSTRUCTION	599.00	685.26	2,723	237,682.00	RES SINGLE FAMILY DWELLING
02/26/16	16 23271	510 STAFFORD	PITMAN, DAMIEN J & STEFANY E	ZACH WERMERS CONSTRUCTION	683.00	816.68	2,450	283,427.00	RES SINGLE FAMILY DWELLING
02/29/16	16 23332	4486 SHADOWGLEN	WESTBROOK DEVELOPMENT LLC	RIZING CONSTRUCTION INC.	513.00	581.28	2,300	211,369.00	RES SINGLE FAMILY DWELLING
02/29/16	16 23344	5345 WESTMORLAND	ORAZEM, EDWARD L & VICKI L	KILDAY & STRATTON INC	472.00	621.31	1,597	190,280.00	RES SINGLE FAMILY DWELLING
02/23/16	16 23304	5475 VERMEER	FIRST TIME HOME BUYERS LLC	KIRCHHOFF CONSTRUCTION	480.00	560.46	2,147	198,282.00	RES TOWNHOUSE (ATTACHED SFD)
02/23/16	16 23305	5481 VERMEER	FIRST TIME HOME BUYER LLC	KIRCHHOFF CONSTRUCTION	480.00	565.34	2,147	198,282.00	RES TOWNHOUSE (ATTACHED SFD)
					21,608.75	31,670.95	156,379	7,567,301	
02/23/16	16 23347	509 E FRIDLEY	TAYLOR, FLOYD & FRANCES	OLIVER CONSTRUCTION LLC	177.00	149.83	180	21,000.00	RES ADDITION
02/05/16	16 23260	304 S 3RD	DORRINGTON, MATTHEW R & LISA N	KANE CARPENTRY & REMODELING LL	391.00	360.26	3,000	70,000.00	RES ALTERATION
02/12/16	16 23334	430 PEACE PIPE	SOUCEK, DONALD A &	ARLEE GREEN CONSTRUCTION INC	488.50	516.44	3,000	100,000.00	RES ALTERATION
02/16/16	16 23359	4233 MONROE	BEAUDOIN, DOUGLAS W & GAIL	OWNER IS GENERAL	169.50	154.87	1,700	20,000.00	RES ALTERATION
02/23/16	16 23368	2121 S TRACY	ALLARD JR, JAMES/MARY BUSHING	COZY CREEK CUSTOM	109.50	211.92	364	14,800.00	RES ALTERATION
02/26/16	16 23343	219 E OLIVE	DECKER, IRENE ANN	MONTANA CONSTRUCTION WORKS	254.50	242.30	850	35,000.00	RES ALTERATION
February 2016: 68 Permits; 31 New Housing Units: \$10,884,877.00 Valuation					1,590.00	1,635.62	9,094	260,800.00	
February 2015: 59 Permits; 14 New Housing Units: \$6,819,298.00 Valuation					31,015.25	47,398.05	241,601.00	10,884,877.00	

Month of February

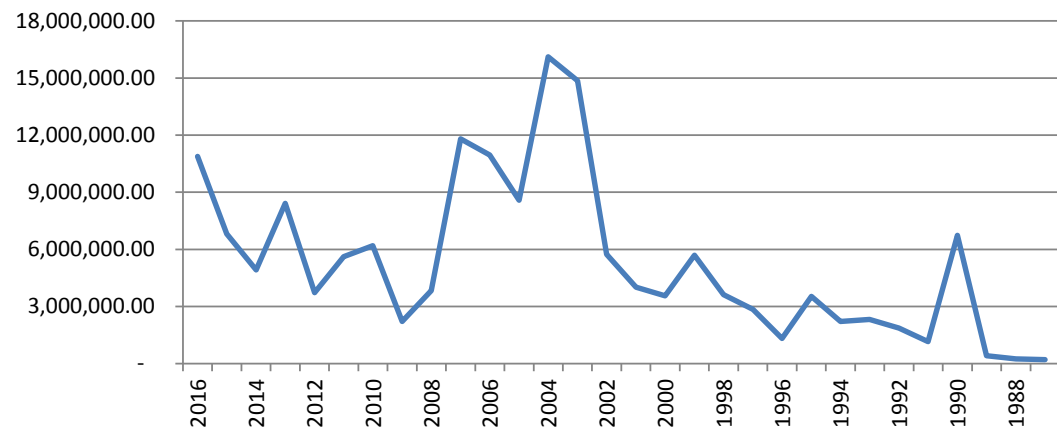
THIRTY YEAR BUILDING PERMIT COMPARISON

Feb-16	Housing		Fiscal Year to Date		
	Permits	Units	Valuation	Permits	Units
2016	68	31	10,884,887.00	585	367
2015	59	14	6,819,298.00	704	514
2014	44	9	4,922,337.00	550	261
2013	58	50	8,413,544.00	477	241
2012	92	18	3,733,388.00	420	223
2011	79	8	5,611,023.00	1,783	189
2010	44	10	6,195,067.00	3,072	206
2009	57	1	2,218,610.00	1,274	180
2008	39	13	3,831,004.00	1,044	249
2007	57	40	11,802,228.00	900	758
2006	57	51	10,962,014.00	832	670
2005	30	49	8,580,985.00	893	954
2004	61	68	16,112,357.00	964	879
2003	41	41	14,860,019.00	853	614
2002	55	60	5,734,666.00	806	526
2001	45	42	4,009,425.00	682	422
2000	25	41	3,554,059.00	629	415
1999	34	12	5,699,393.00	672	546
1998	35	33	3,617,603.00	736	423
1997	36	31	2,843,423.00	787	309
1996	31	12	1,318,553.00	757	454
1995	54	29	3,536,645.00	736	474
1994	29	21	2,210,391.00	493	323
1993	23	14	2,317,422.00	533	339
1992	29	22	1,864,515.00	442	231
1991	21	13	1,151,439.00	340	215
1990	9	3	6,731,478.00	229	106
1989	6	4	417,420.00	166	80
1988	6	3	241,560.00	137	47
1987	9	2	208,800.00	190	48

Thirty Year Building Permit Comparison



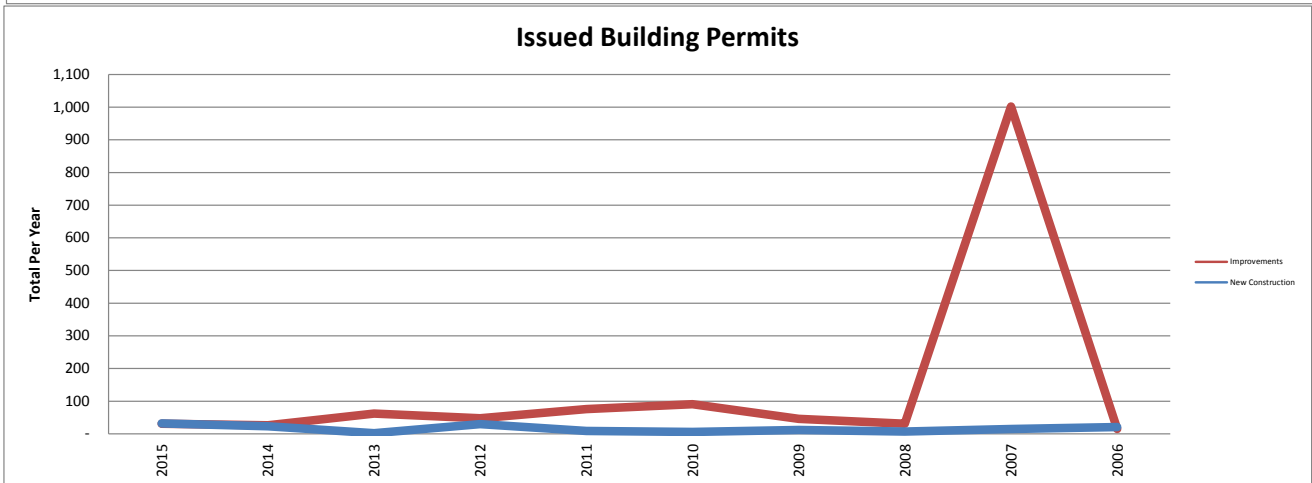
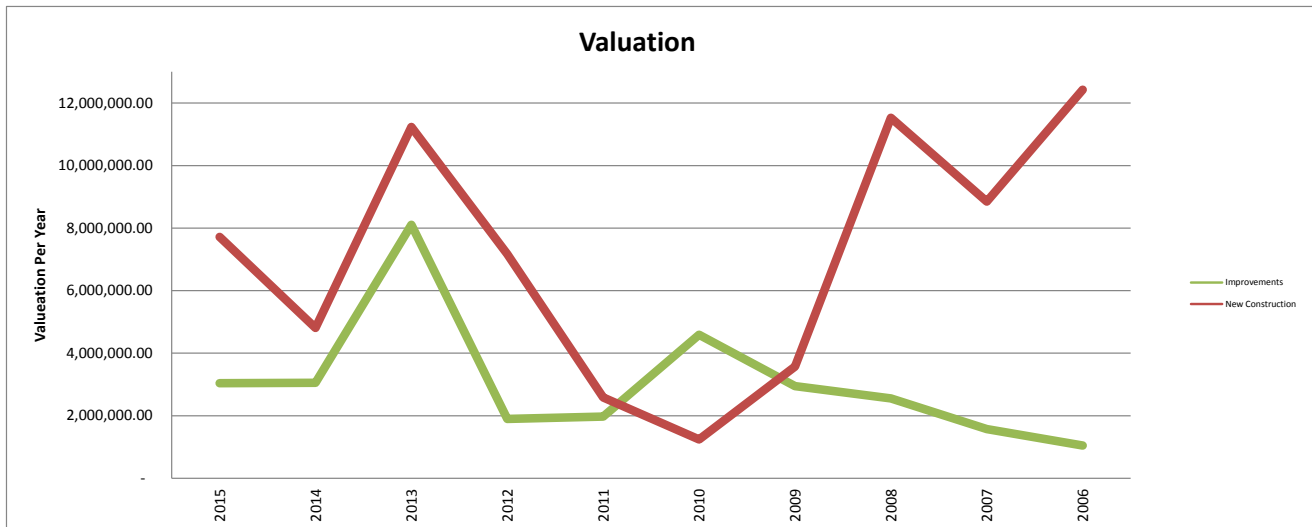
Valuations



**SINGLE MONTH COMPARISON FOR 10 YEAR BUILDING PERMITS
BUILDING DEPARTMENT -- CITY OF BOZEMAN**

	Feb-16		Feb-15		Feb-14		Feb-13		Feb-12	
	BP\U	Valuation	BP\U	Valuation	BP\U	Valuation	BP\U	Valuation	BP\U	Valuation
New Construction										
Single Family	19	4,838,187.00	21	4,798,304.00	14	3,482,159.00	20	5,229,681.00	9	2,585,432.00
Multi Family	-	-			1	707,892.00				
Duplex	5	1,775,176.00					1	388,054.00		
Townhomes	2	396,564.00			4	707,892.00	8	1,452,176.00		
Commercial	1	533,278.00	2	12,630.00	2	2,587,272.00				
Other	5	177,643.00			1	85,501.00	1	96,385.00		
SUB-TOTAL	32	7,720,848.00	23	4,810,934.00	2	11,236,740.00	30	7,166,296.00	9	2,585,432.00
Improvements										
Residential	6	260,800.00	12	180,131.00	11	160,079.00	9	223,266.00	33	635,807.00
Commercial	17	2,603,775.00	12	2,824,988.00	18	3,283,787.00	29	1,503,165.00	27	1,120,782.00
Fire Supression Systems	8	179,097.00	2	48,763.00	12	250,470.00	10	174,426.00	8	116,010.00
Other									8	100,712.00
SUB-TOTAL	31	3,043,672.00	26	3,053,882.00	62	8,105,862.50	48	1,900,857.00	76	1,973,311.00
TOTAL PERMITS	63	10,764,520.00	49	7,864,816.00	64	19,342,602.50	78	9,067,153.00	85	4,558,743.00

	Feb-11		Feb-10		Feb-09		Feb-08		Feb-07	
	BP\U	Valuation	BP\U	Valuation	BP\U	Valuation	BP\U	Valuation	BP\U	Valuation
New Construction										
Single Family	6	1,241,853.00	10	2,356,154.00	2	610,710.00	6	1,377,371.00	9	2,558,734.00
Multi Family							2	1,204,890.00	1	578,547.00
Duplex							2	476,732.00	2	658,810.00
Townhomes					4	702,258.00	4	688,060.00	4	689,752.00
Commercial			2	1,218,212.00	1	10,213,849.00	1	5,100,750.00	4	7,883,628.00
Other									1	54,816.00
SUB-TOTAL	6	1,241,853.00	12	3,574,366.00	7	11,526,817.00	15	8,847,803.00	21	12,424,287.00
Improvements										
Residential	53	493,681.00	18	330,955.00	9	297,040.00	7	341,600.00	2	5,900.00
Commercial	32	3,903,731.00	16	2,453,445.00	12	1,656,001.00	10	1,126,064.00	11	1,033,573.00
Fire Supression Systems	3	164,958.00	9	85,300.00	7	589,934.00	982	93,338.00		
Other	3	27,500.00	3	76,621.00	3	11,970.00	3	10,606.00	2	8,500.00
SUB-TOTAL	91	4,589,870.00	46	2,946,321.00	31	2,554,945.00	1,002	1,571,608.00	15	1,047,973.00
TOTAL PERMITS	97	5,831,723.00	58	6,520,687.00	38	14,081,762.00	1,017	10,419,411.00	36	13,472,260.00



IMPACT FEES CALENDAR YEAR 2016

MONTH	STREET	FIRE	WATER	WW	MONTHLY	YTD
January	133,563.01	11,057.84	59,535.64	39,011.27	243,167.76	243,167.76
February	530,604.99	17,671.46	474,498.20	142,742.68	1,165,517.33	1,408,685.09
March					-	
April					-	
May					-	
June					-	
July					-	
August					-	
September					-	
October					-	
November					-	
December					-	

BUILDING REVENUE, FISCAL YEAR 2015

MONTH	BUILDING	PLAN REVIEW	ELECTRIC	MECHANICAL/ PLUMBING	Fire Alarm/ Suppression	Penalty/ Other Fees	Monthly	FISCAL YTD
June 2016							-	
May 2016							-	
April 2016							-	
March 2016							-	
February 2016	34,266.15	57,135.78	12,679.74	17,854.50	1,901.50	2,155.75	125,993.42	1,060,106.86
January 2016	24,113.88	24,821.53	8,528.00	14,847.20	273.00	972.50	73,556.11	934,113.44
December 2015	75,390.40	47,622.31	5,158.15	11,699.80	1,633.50	1,844.25	143,348.41	860,557.33
November 2015	59,558.31	36,446.76	8,369.50	6,961.25	354.00	2,210.50	113,900.32	717,208.92
October 2015	41,452.03	84,415.75	8,737.40	13,273.42	1,314.00	980.25	150,172.85	603,308.60
September 2015	70,289.00	80,567.28	7,663.75	11,101.91	1,240.75	2,133.00	172,995.69	453,135.75
August 2015	32,452.03	70,922.81	9,690.75	14,477.75	1,369.75	1,399.00	130,312.09	280,140.06
July 2015	47,455.23	73,865.49	11,127.25	16,021.50	148.50	1,210.00	149,827.97	149,827.97

Figures are for February-16	Housing Starts			Remodels & Additions (includes fences, garages & reroofs)			
	Permits	Valuation	Sq Footage		#	Valuation	
Single Family Residence	19	4,838,187.00	49,283	Residential	6	260,800.00	
Duplex - 10 Units	5	1,775,176.00	16,758	Commercial	17	2,603,775.00	
Multi-Plex - Units	-	-	-				
Townhome	2	396,564.00	4,294				
Other	5	177,643.00	4,460				
Total New:	31	7,187,570	74,795	CITY	1	533,278.00	4,580
Total Fiscal Year:	172	49,555,222.00	536,215	Fiscal Total	14	34,416,957.00	413,331