

City of Bozeman



BUILDING INSPECTION DIVISION

BUILDING PERMIT REPORT

2015/FY 2016	Dec-2015		Dec-2014		FYTD as of December 2015		FYTD as of December 2014	
	THIS MONTH - FY2015		THIS MONTH - FY2014		FY TO DATE - FY2015		FY TO DATE - FY2014	
NEW CONSTRUCTION	NO	VALUATION	NO	VALUATION	NO.	VALUATION	NO	VALUATION
SINGLE FAMILY	23	5,058,296.00	16	4,346,862.00	134	32,849,798.00	154	36,994,489.00
DUPLEX			1	434,313.00	14	3,111,454.00	11	4,119,487.00
MULTI-FAMILY DEC UNITS - 202	9	20,891,581.00			25	32,246,615.00	27	55,742,287.00
FISCAL YEAR TOTAL UNITS -409					-	409 Units		324 Units
MISC (GARAGE, SHED, ADU ETC.)	4	48,513.00	1	84,440.00	24	1,036,806.00	24	5,616,984.00
ASSEMBLY					2	135,044.00	-	-
BUSINESS			1	867,691.00	2	13,295,633.00	7	6,174,712.00
EDUCATIONAL					-	-	-	-
FACTORY					-	-	1	260,704.00
HAZARDOUS					-	-	2	1,463,805.00
INSTITUTIONAL					-	-	2	36,381,270.00
MERCHANTILE					-	-	2	1,774,424.00
MOTEL/HOTEL					-	-	1	6,518,358.00
STORAGE / OTHER					13	20,137,374.00	6	771,045.00
TOTAL	36	25,998,390.00	19	5,733,306.00	66	102,812,724.00	237	155,817,565.00
ADDITION/REMODEL	NO.	VALUATION	NO.	VALUATION	NO.	VALUATION	NO.	VALUATION
RESIDENTIAL	6	168,274.00	12	234,500.00	102	5,982,940.00	145	3,342,340.00
COMMERCIAL	9	5,683,034.00	12	459,600.00	104	20,788,113.00	94	23,452,610.00
TOTAL	15	5,851,308.00	24	694,100.00	206	26,771,053.00	239	26,794,950.00
CONSTRUCTION VALUE								
REVENUE	NO	AMOUNT	NO	AMOUNT	NO	AMOUNT	NO	AMOUNT
BUILDING	72	75,390.40	54	16,659.00	444	294,144.97	587	314,314.83
PLAN CHECK	120	47,622.31	89	35,800.47	838	322,917.59	882	292,545.01
ELECTRICAL	58	5,158.15	57	5,478.25	503	41,056.05	496	115,295.40
PLUMBING/MECHANICAL	110	11,699.80	77	6,412.50	547	59,057.88	754	85,460.31
FIRE ALARM /SPRINKLER SYSTEM	13	1,633.50	1	102.00	31	4,740.25	31	6,015.75
DEMOLITION	2	150.00	5	375.00	10	750.00	24	1,500.00
CODE ENFORCEMENT	3	300.00	-	-	6	525.00	5	525.00
SIGNS PERMITS	6	196.75	5	186.75	52	2,637.25	56	2,971.50
PENALTIES	4	814.00	3	204.00	21	2,317.75	35	5,117.25
EXTENSION FEES	5	375.00	4	300.00	22	1,650.00	13	975.00
INSPECTION FEES	-	-	2	300.00	10	750.00	9	825.00
MISC REVENUE	3	8.50	3	12.00	11	79.50	30	598.62
TOTAL	396	143,348.41	300	65,829.97	2,495	730,626.24	2,922	826,143.67

Mr Chris Kukulski
 City Manager
 PO Box 1230
 Bozeman MT 59771

Dear Mr Kukulski:

The following report is submitted to show the permits issued and fees charged for the month of December 2015. The list of building, plumbing and electrical permits are attached in addition to the and yearly summary of housing and commercial building activity.

	2015		2,014.00	
	No.	Fee	No.	Fee
Electrical Permits	58	5,158.15	57	5,478.25
Plumbing/Mechanical Permits	110	11,699.80	77	6,412.50
Moving Permits	-	-	-	-
Demolition Permits	2	150.00	5	375.00
Fire Alarm/Supression Systems	13	1,633.50	1	102.00
Inspection Fees	-	-	2	300.00
Sign Pemits	6	196.75	5	186.75
Code Enforcement	3	300.00	-	-
Penalty Fees	4	814.00	3	204.00
Plan Check Fees	120	47,622.31	89	35,800.47
Building Permits	72	75,390.40	54	16,659.00
SUB-TOTALS:	388	142,964.91	293	65,517.97
Other Bldg Div Rev.	3	8.50	3	12.00
Building Bond Fees				
Water Payback Fees				
New Water	30	20,907.05	20	5,442.56
New Sewer	30	630.00	18	378.00
Water/Sewer Inspection Fee	30	3,000.00	18	1,800.00
Water Renewal				
Sewer Renewal				
Eng. Maps/Prints/Docs			1	15.00
Floodplain Dev. Permits				
Storm Water Permit				
Degradation Permit			1	180.00
Street Cut Permits			1	50.00
Street/Alley Vacation Fees				
Cash-in-Lieu of Water Rights				
Other Eng. Misc. Rev.	6	665.00	9	405.00
Planning Docs/Maps	4	19.00		
Encroachment Permits			18	180.00
Planning Reuse permit				
Planning Review Residential				
Planning Review Commercial				
Planning Review Signs				
License Plate Fee				
Master Plan Amendment				
Subdivision Review Fees				
Improvements Agreement			4	1,400.00
Other Planning Div. Rev.	1	10.00		
Planning Review Fees				
Zoning/Comm. Dev. Docs/Maps	1	10.25	20	17,559.00
Deposits / Rent Chall Gardens				
Certificate of Appropriateness COA				
Zone Map/Code Amendments				
Pay-in-lieu of Parks	1	25.00		
Planning & Zoning	40	103,173.82		
Parade / Public Assembly Permit	3	320.00		
Film Permit				
Annexation Fees				
V & A - Appeals				
V & A - Variances				
Other Zoning/CD Rev/Sign Tag				
Planned Unit Development - PUD				
Street Impact Fees	25	269,878.67	25	157,547.47
Fire Impact Fees	33	40,355.97	20	8,669.28
Water Impact Fees	32	284,702.29	20	54,984.24
WasteWater Impact Fees	32	141,106.70	20	32,770.25
SUB-TOTAL:	271	864,812.25	198	281,392.80
TOTAL RECEIPTS:	659	1,007,777.16	491	346,910.77

Respectfully submitted,

Bob Risk
 Chief Building Official

December 2015 - Building Permits										
DATE	PERMIT #		ADDRESS	OWNER	CONTRACTOR	PERMIT FEE	PLAN CHECK	SQ FOOT	VALUATION	DESCRIPTION
12/08/15	15 22647	3400	LARAMIE	BRIDGER ORTHOPEDICS PROPS II	WALKER CONSTRUCTION	342.25	3,069.64	13,392	1,000,000.00	COMM TENANT IMPROVEMENT
12/09/15	15 23198	1201	HIGHLAND	ASPEN POINTE AT HILLCREST	DAYSRING RESTORATION OF BOZEM	26.75	-	-	60,000.00	COMM TENANT IMPROVEMENT
12/11/15	15 23203	712	WHEAT	TLH INC	CRUZ CONSTRUCTION	169.50	189.16	3,142	20,000.00	COMM TENANT IMPROVEMENT
12/15/15	15 23205	404 W	MAIN	BOZEMAN SCHOOL DISTRICT #7	SIMONSON CONSTRUCTION, LLC	254.50	270.73	1,960	34,034.00	COMM TENANT IMPROVEMENT
12/17/15	15 23218	203	HAGGERTY	O-S LEASING PARTNERS LLP	ANDREASSI CUSTOM HOMES INC	49.50	49.57	-	4,000.00	COMM TENANT IMPROVEMENT
12/18/15	15 22384	1919 W	MAIN	MONTANA CVS PHARMACY	DICK ANDERSON CONSTRUCTION,INC	407.25	264.71	1,824	75,000.00	COMM TENANT IMPROVEMENT
12/28/15	15 22546	34 N	BOZEMAN	NEISHABOURI, JALAL	QUAZU, LLC / DANEIL ABBOTT	26.75	245.72	-	40,000.00	COMM TENANT IMPROVEMENT
12/28/15	15 23135	915	HIGHLAND	BOZEMAN DEACONESS HOSPITAL	MARTEL CONSTRUCTION, INC	8,460.50	8,276.78	54,000	4,200,000.00	COMM TENANT IMPROVEMENT
12/29/15	15 22733	1919 W	MAIN	MONTANA CVS PHARMACY	RTJN ENTERPRISES INC.	913.75	1,065.85	2,080	250,000.00	COMM TENANT IMPROVEMENT
						10,650.75	13,432.16	76,398	5,683,034.00	
12/08/15	15 23194	1201	HIGHLAND	ASPEN POINTE AT HILLCREST	DAYSRING RESTORATION OF BOZEM	75.00	-	-	100,000.00	DEMOLITION PERMIT
12/17/15	15 22736	712 E	MAIN	KIM, EUN SIL	BLIND GUY OF BOZEMAN	75.00	-	-	14,000.00	DEMOLITION PERMIT
						150.00	-	-	114,000.00	
12/01/15	15 22509	1919 W	MAIN	MONTANA CVS PHARMACY	DICK ANDERSON CONSTRUCTION,INC	49.50		6,134	3,873.00	FIRE PROTECTION SYSTEMS PERMIT
12/01/15	15 22690	3820	BLONDIE	FOUR POINTS MT LLC	ROTHERHAM CONSTRUCTION, INC	72.00		13,985	6,624.00	FIRE PROTECTION SYSTEMS PERMIT
12/01/15	15 22691	3818	BLONDIE	FOUR POINTS MT LLC	ROTHERHAM CONSTRUCTION, INC	72.00		13,985	6,624.00	FIRE PROTECTION SYSTEMS PERMIT
12/01/15	15 22692	3824	BLONDIE	FOUR POINTS MT LLC	ROTHERHAM CONSTRUCTION, INC	72.00		13,985	6,624.00	FIRE PROTECTION SYSTEMS PERMIT
12/01/15	15 22693	3828	BLONDIE	FOUR POINTS MT LLC	ROTHERHAM CONSTRUCTION, INC	72.00		13,985	6,624.00	FIRE PROTECTION SYSTEMS PERMIT
12/01/15	15 22694	3832	BLONDIE	FOUR POINTS MT LLC	ROTHERHAM CONSTRUCTION, INC	72.00		13,985	6,624.00	FIRE PROTECTION SYSTEMS PERMIT
12/01/15	15 22695	3838	BLONDIE	FOUR POINTS MT LLC	ROTHERHAM CONSTRUCTION, INC	72.00		13,985	6,624.00	FIRE PROTECTION SYSTEMS PERMIT
12/21/15	15 22690	3820	BLONDIE	FOUR POINTS MT LLC	ROTHERHAM CONSTRUCTION, INC	192.00		13,985	22,368.00	FIRE PROTECTION SYSTEMS PERMIT
12/21/15	15 22691	3818	BLONDIE	FOUR POINTS MT LLC	ROTHERHAM CONSTRUCTION, INC	192.00		13,985	22,368.00	FIRE PROTECTION SYSTEMS PERMIT
12/21/15	15 22692	3824	BLONDIE	FOUR POINTS MT LLC	ROTHERHAM CONSTRUCTION, INC	192.00		13,985	22,368.00	FIRE PROTECTION SYSTEMS PERMIT
12/21/15	15 22693	3828	BLONDIE	FOUR POINTS MT LLC	ROTHERHAM CONSTRUCTION, INC	192.00		13,985	22,368.00	FIRE PROTECTION SYSTEMS PERMIT
12/21/15	15 22694	3832	BLONDIE	FOUR POINTS MT LLC	ROTHERHAM CONSTRUCTION, INC	192.00		13,985	22,368.00	FIRE PROTECTION SYSTEMS PERMIT
12/21/15	15 22695	3838	BLONDIE	FOUR POINTS MT LLC	ROTHERHAM CONSTRUCTION, INC	192.00		13,985	22,368.00	FIRE PROTECTION SYSTEMS PERMIT
						1,633.50	-	173,954	177,825.00	
12/01/15	15 23108	315 W	MAIN	GALLATIN HISTORICAL SOCIETY	SIGNS OF MONTANA	26.75	17.39	-	500	SIGN PERMIT
12/02/15	15 22753	721 S	9TH	FARGOT, HENRY C	VIDMAR CONSTRUCTION, INC	26.75	34.78	-	500	SIGN PERMIT
12/02/15	15 23085	1232 N	15TH	CASS REAL ESTATE INVESTMENT	INK OUTSIDE THE BOX	32.75	21.29	-	1825	SIGN PERMIT
12/04/15	15 23095	213 S	WILLSON	DAVIS, IAN & JIM KLUG	SIGNS & DESIGNS UNLIMITED	26.75	17.39	-	750	SIGN PERMIT
12/08/15	15 23156	1910 N	22ND	THOMSON, RICHARD	INK OUTSIDE THE BOX	26.75	17.39	-	838	SIGN PERMIT
12/11/15	15 23154	1527 W	MAIN	RED MOUNTAIN	QRS SIGNS	57.00	37.05	-	5000	SIGN PERMIT
						196.75	145.29	-	9,413.00	
12/10/15	15 23091	1064	OAK PARK	PIERCE IRONWOOD LLC	IRONWOOD INC	478.00	568.36	2,152	192,928.00	RES ATTACHED SFD
12/10/15	15 23092	1078	OAK PARK	PIERCE IRONWOOD LLC	IRONWOOD INC	478.00	568.36	2,152	192,928.00	RES ATTACHED SFD
12/28/15	15 23079	3172 S	15TH	MAHAR MONTANA HOMES LLC	PARKS BUILDERS INC	595.00	710.82	2,646	248,166.00	RES ATTACHED SFD
12/28/15	15 23080	3186 S	15TH	MAHAR MONTANA HOMES LLC	PARKS BUILDERS INC	595.00	710.82	2,646	248,166.00	RES ATTACHED SFD
12/28/15	15 23172	1043	MEAGHER	MUZYNOSKI JIM & DENISE	VANDYKE CONSTRUCTION & REMODEL	488.00	543.54	1,590	193,323.00	RES ATTACHED SFD
12/09/15	15 22956	426 N	COTTONWOOD	THIRD STREET DEVELOPMENT	ROCKY MOUNTAIN CONSTRUCTION	63.00	75.72	336	13,383.00	RES GARAGES & CARPORTS
12/11/15	15 23101	211	LINDLEY	BUNN, VICTORIA J &	J & K CONTRACTORS, INC	109.50	111.96	294	11,710.00	RES GARAGES & CARPORTS
12/22/15	15 23160	482 N	COTTONWOOD	TRIBITT, JUSTIN	CUTBANK CONSTRUCTION LLC	56.00	65.10	294	11,710.00	RES GARAGES & CARPORTS
12/22/15	15 23161	490 N	COTTONWOOD	TRIBITT, JUSTIN	CUTBANK CONSTRUCTION LLC	56.00	65.10	294	11,710.00	RES GARAGES & CARPORTS
12/01/15	15 22920	3040	TSCHACHE	ROI LLC	ROI LLC	452.00	583.28	2,035	182,649.00	RES SINGLE FAMILY DWELLING
12/01/15	15 22942	3205 S	22ND	VELOCITY DEVELOPMENT LLC	BRIDGER PEAK CONST G MEGARGEL	745.00	839.96	3,356	302,687.00	RES SINGLE FAMILY DWELLING
12/01/15	15 23104	5395	WESTMORLAND	ZACH WERMERS	ZACH WERMERS CONSTRUCTION	657.00	807.23	2,939	271,867.00	RES SINGLE FAMILY DWELLING
12/03/15	15 23137	3402	TSCHACHE	HOMEBASE MT	SUNRISE HOMES, LLC	499.00	612.19	2,253	201,314.00	RES SINGLE FAMILY DWELLING
12/07/15	15 22583	4554	EQUESTRIAN	ST CUSTOM HOMES LLC	ST CUSTOM HOMES LLC	777.00	957.33	2,667	315,574.00	RES SINGLE FAMILY DWELLING
12/07/15	15 23116	741	SHERIDAN	LOBO CONSTRUCTION LLC	LOBO CONSTRUCTION	519.00	635.58	2,334	212,340.00	RES SINGLE FAMILY DWELLING
12/09/15	15 22955	426 N	COTTONWOOD	THIRD STREET DEVELOPMENT	ROCKY MOUNTAIN CONSTRUCTION	196.00	297.51	840	88,981.00	RES SINGLE FAMILY DWELLING
12/10/15	15 23084	308	FOWLER	VAUGHAN, TERRY	VAUGHAN CONST CO. INC.	568.00	710.20	2,604	220,847.00	RES SINGLE FAMILY DWELLING
12/10/15	15 23144	4473	SHADOWGLEN	WESTBROOK DEVELOPMENT LLC	ROSA CONSTRUCTION, INC	503.00	606.14	2,262	204,250.00	RES SINGLE FAMILY DWELLING
12/10/15	15 23145	4487	SHADOWGLEN	WESTBROOK DEVELOPMENT LLC	ROSA CONSTRUCTION, INC	503.00	303.06	2,262	204,250.00	RES SINGLE FAMILY DWELLING
12/14/15	15 23142	3394	LEMHI TRAIL	ICCL LLC	SUNRISE HOMES, LLC	635.00	757.60	2,865	256,691.00	RES SINGLE FAMILY DWELLING
12/17/15	15 22977	2237	SNOW FLAKE	SMANIA, JERRY L & LIZA H	SWANSON CONSTRUCTION, INC	671.00	722.69	3,012	273,849.00	RES SINGLE FAMILY DWELLING

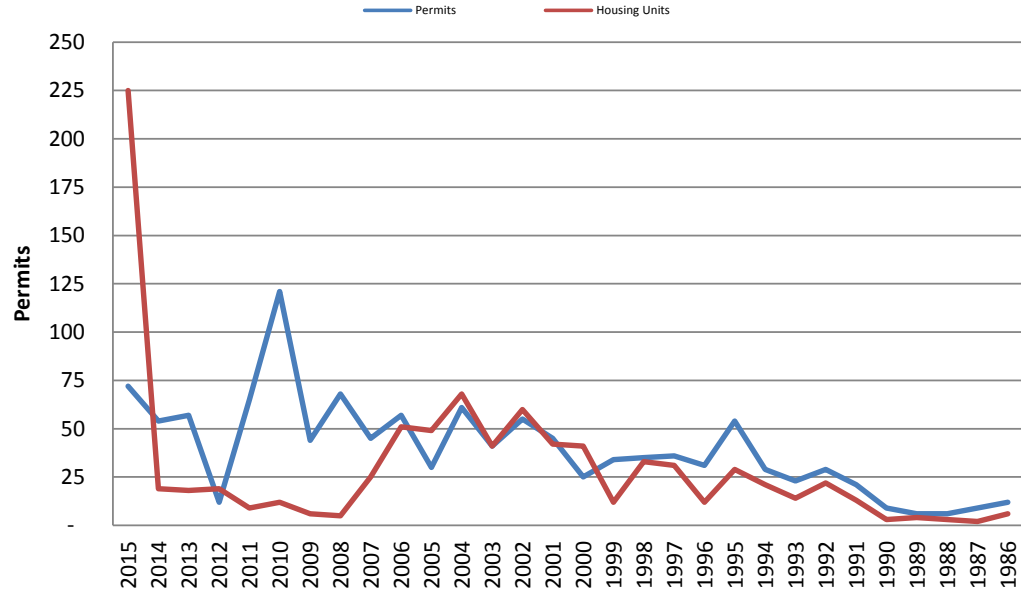
DATE	PERMIT #	ADDRESS	OWNER	CONTRACTOR	PERMIT FEE	PLAN CHECK	SQ FOOT	VALUATION	DESCRIPTION
12/17/15	15 23073	2150 KAGY GARDEN	PANACHE PROPERTIES LLC	KIRCHHOFF CONSTRUCTION	681.00	741.69	3,033	283,740.00	RES SINGLE FAMILY DWELLING
12/22/15	15 23157	482 N COTTONWOOD	TRIBITT, JUSTIN	CUTBANK CONSTRUCTION LLC	196.00	287.78	840	88,981.00	RES SINGLE FAMILY DWELLING
12/22/15	15 23158	490 N COTTONWOOD	TRIBITT, JUSTIN	CUTBANK CONSTRUCTION LLC	196.00	287.78	840	88,981.00	RES SINGLE FAMILY DWELLING
12/22/15	15 23171	3426 LEMHI TRAIL	ICCL LLC	SUNRISE HOMES, LLC	682.00	805.99	3,020	289,040.00	RES SINGLE FAMILY DWELLING
12/29/15	15 23063	3219 PARKWAY	COOPER BUILDERS LLC	COOPER BUILDERS LLC	782.00	918.09	3,598	307,231.00	RES SINGLE FAMILY DWELLING
12/31/15	15 22900	2060 JACOBS	BLR INVESTMENTS LLC	LIFESPACE HOMES	471.00	546.65	1,586	189,513.00	RES SINGLE FAMILY DWELLING
12/07/15	15 22465	476 ENTERPRISE	HIGHFIVE BOZEMAN III LLC	CP BUILD LLC	15,032.00	16,432.81	64,652	6,373,394.00	RES 5+ UNITS
12/28/15	15 23016	1241 N 12TH	JEFFERSON CAPITAL PARTNERS LLC	ROTHERHAM CONSTRUCTION, INC	7,126.00	8,285.71	30,647	3,021,181.00	RES 5+ UNITS
12/28/15	15 23020	1375 MANZANITA	JEFFERSON CAPITAL PARTNERS LLC	ROTHERHAM CONSTRUCTION, INC	3,611.00	5,836.77	13,443	1,428,132.00	RES 5+ UNITS
12/28/15	15 23021	1323 MANZANITA	JEFFERSON CAPITAL PARTNERS LLC	ROTHERHAM CONSTRUCTION, INC	3,680.00	4,202.06	16,323	1,457,312.00	RES 5+ UNITS
12/28/15	15 23022	1271 MANZANITA	JEFFERSON CAPITAL PARTNERS LLC	ROTHERHAM CONSTRUCTION, INC	3,680.00	4,202.06	16,323	1,457,312.00	RES 5+ UNITS
12/28/15	15 23023	1233 MANZANITA	JEFFERSON CAPITAL PARTNERS LLC	ROTHERHAM CONSTRUCTION, INC	3,195.00	3,777.25	16,323	1,457,312.00	RES 5+ UNITS
12/28/15	15 23024	1236 N 14TH	JEFFERSON CAPITAL PARTNERS LLC	ROTHERHAM CONSTRUCTION, INC	6,491.00	7,627.22	27,918	2,752,156.00	RES 5+ UNITS
12/28/15	15 23031	1240 N 14TH	JEFFERSON CAPITAL PARTNERS LLC	ROTHERHAM CONSTRUCTION, INC	4,482.00	5,165.38	19,274	1,472,391.00	RES 5+ UNITS
12/28/15	15 23033	1245 N 12TH	T.O.N.L.L.C., LLC	ROTHERHAM CONSTRUCTION, INC	4,482.00	5,165.38	19,274	1,472,391.00	RES 5+ UNITS
					68,041.50	75,825.75	620,701	20,891,581.00	
12/03/15	15 22941	1482 MAIDEN SPIRIT	LASLOVICH, KATIE & NATE	HIGH CALIBER HOMES	361.75	262.44	569	60,274.00	RES ADDITION
12/01/15	15 23155	621 S 6TH	KEITH JR., GARNETT	BUFFALO RESTORATION, INC	79.50	51.68	-	8,000.00	RES ALTERATION
12/02/15	15 23117	1114 E BABCOCK	PILSKALNS, ANDREW	NEAL BAGGETT DESIGN	87.00	73.94	-	9,000.00	RES ALTERATION
12/03/15	15 23120	820 S TRACY	THOMPSON, WILLIAM B	THOMPSON MANAGEMENT LLC	325.75	376.53	160	50,000.00	RES ALTERATION
12/04/15	15 23096	219 E STORY	BROWN, NORMAN & ADELINA GEIRGO	BROWN, NORMAN & ADELINA GEIRGO	87.00	128.38	-	9,000.00	RES ALTERATION
12/07/15	15 23136	2503 SPRING CREEK	BLATT, RAYMOND	OWNER IS GENERAL	154.50	345.16	-	32,000.00	RES ALTERATION
December 2015: 72 Permits; 225 New Housing Units: \$27,044,127.00 Valuation					1,095.50	1,238.13	729	168,274.00	
December 2014: 54 Permits; 19 New Housing Units: \$6,525,063.00 Valuation					81,768.00	90,641.33	871,782	27,044,127.00	

Month of December

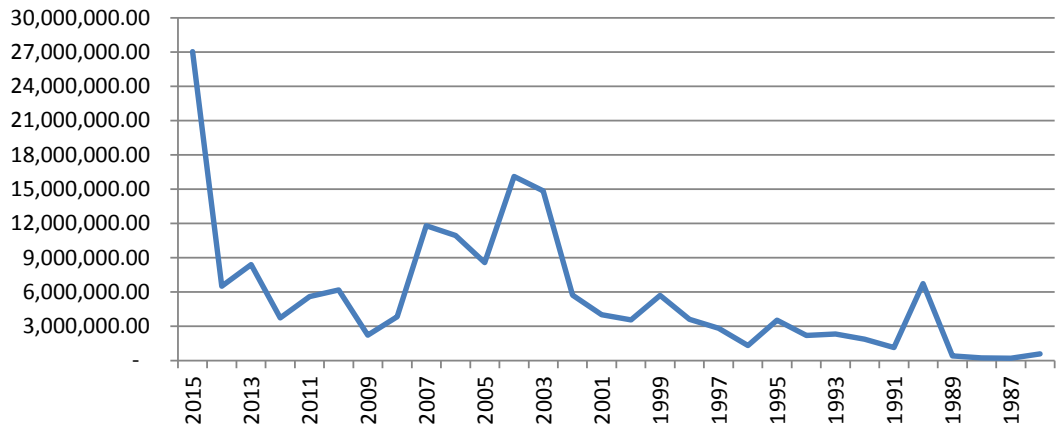
THIRTY YEAR BUILDING PERMIT COMPARISON

Dec-15	Permits	Housing Units	Valuation	YTD Permits	YTD Units
2015	72	225	27,044,127.00	531	543
2014	54	19	6,525,063.00	588	479
2013	57	18	8,413,544.00	477	241
2012	12	19	3,733,388.00	420	223
2011	65	9	5,611,023.00	1,783	189
2010	121	12	6,195,067.00	3,072	206
2009	44	6	2,218,610.00	1,274	180
2008	68	5	3,831,004.00	1,044	249
2007	45	25	11,802,228.00	900	758
2006	57	51	10,962,014.00	832	670
2005	30	49	8,580,985.00	893	954
2004	61	68	16,112,357.00	964	879
2003	41	41	14,860,019.00	853	614
2002	55	60	5,734,666.00	806	526
2001	45	42	4,009,425.00	682	422
2000	25	41	3,554,059.00	629	415
1999	34	12	5,699,393.00	672	546
1998	35	33	3,617,603.00	736	423
1997	36	31	2,843,423.00	787	309
1996	31	12	1,318,553.00	757	454
1995	54	29	3,536,645.00	736	474
1994	29	21	2,210,391.00	493	323
1993	23	14	2,317,422.00	533	339
1992	29	22	1,864,515.00	442	231
1991	21	13	1,151,439.00	340	215
1990	9	3	6,731,478.00	229	106
1989	6	4	417,420.00	166	80
1988	6	3	241,560.00	137	47
1987	9	2	208,800.00	190	48
1986	12	6	592,304.00	236	113

Thirty Year Building Permit Comparison



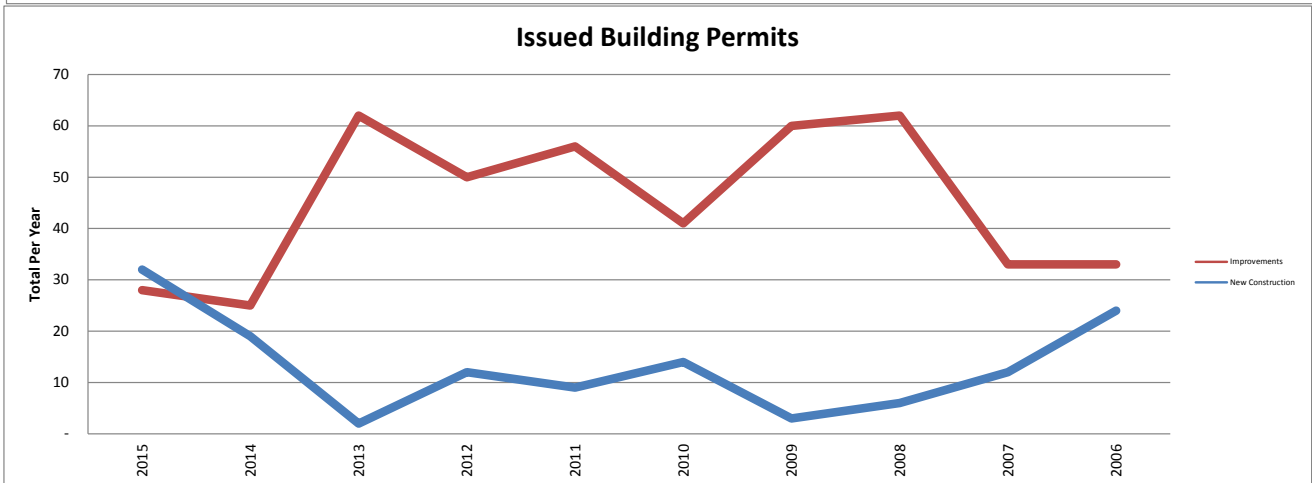
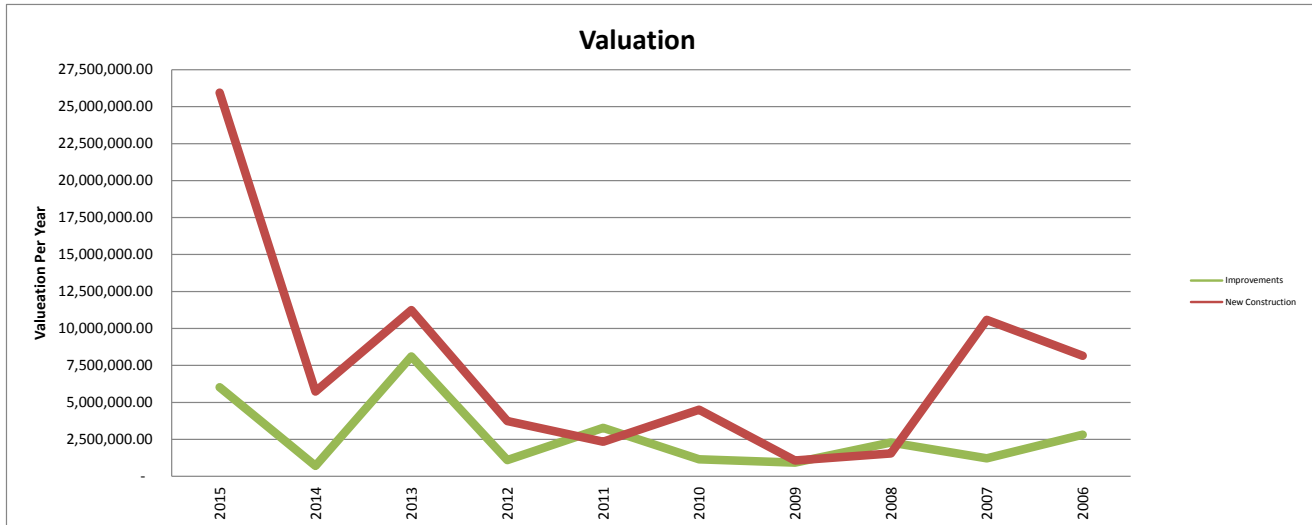
Valuations



**SINGLE MONTH COMPARISON FOR 10 YEAR BUILDING PERMITS
BUILDING DEPARTMENT -- CITY OF BOZEMAN**

	Dec-15		Dec-14		Dec-13		Dec-12		Dec-11	
	BP\U	Valuation	BP\U	Valuation	BP\U	Valuation	BP\U	Valuation	BP\U	Valuation
New Construction										
Single Family	18	3,982,785.00	17	4,431,302.00	8	2,263,337.00	10	2,465,938.00	9	2,338,339.00
Multi Family	9	20,891,581.00						947,541.00		
Duplex	-	-	1	434,313.00	2	767,533.00	2	319,909.00		
Townhomes	5	1,075,511.00			10	3,477,078.00				
Commercial	-	-	1	867,691.00			-	-		
Other										
SUB-TOTAL	32	25,949,877.00	19	5,733,306.00	2	11,236,740.00	12	3,733,388.00	9	2,338,339.00
Improvements										
Residential	6	168,274.00	12	234,500.00	10	153,920.00	12	43,782.00	33	285,275.00
Commercial	9	5,683,034.00	12	459,600.00	16	1,537,359.00	23	1,020,961.00	17	2,779,459.00
Fire Supression Systems	13	177,825.00	1	10,500.00	3	549.00	15	29,045.00	3	177,210.00
Other									3	30,740.00
SUB-TOTAL	28	6,029,133.00	25	704,600.00	62	8,105,862.50	50	1,093,788.00	56	3,272,684.00
TOTAL PERMITS	60	31,979,010.00	44	6,437,906.00	64	19,342,602.50	62	4,827,176.00	65	5,611,023.00

	Dec-10		Dec-09		Dec-08		Dec-07		Dec-06	
	BP\U	Valuation	BP\U	Valuation	BP\U	Valuation	BP\U	Valuation	BP\U	Valuation
New Construction										
Single Family	10	2,045,877.00	2	369,489.00	3	875,503.00	5	839,647.00	10	2,445,873.00
Multi Family			1	699,264.00			2	1,083,332.00	2	2,725,516.00
Duplex							1	386,210.00	5	1,605,943.00
Townhomes	2	288,388.00			2	382,836.00	2	373,110.00	4	663,934.00
Commercial	2	2,169,145.00			1	288,260.00	2	7,899,380.00	3	708,175.00
Other										
SUB-TOTAL	14	4,503,410.00	3	1,068,753.00	6	1,546,599.00	12	10,581,679.00	24	8,149,441.00
Improvements										
Residential	16	336,789.00	41	557,272.00	17	1,249,834.00	7	286,816.00	7	101,500.00
Commercial	14	607,798.00	8	107,171.00	15	611,404.00	11	681,593.00	17	2,217,573.00
Fire Supression Systems	6	102,245.00	6	220,579.00	9	231,457.00	9	231,052.00	3	436,000.00
Other	5	103,025.00	5	39,700.00	21	191,710.00	6	21,088.00	6	57,500.00
SUB-TOTAL	41	1,149,857.00	60	924,722.00	62	2,284,405.00	33	1,220,549.00	33	2,812,573.00
TOTAL PERMITS	55	5,653,267.00	63	1,993,475.00	68	3,831,004.00	45	11,802,228.00	57	10,962,014.00



IMPACT FEES CALENDAR YEAR 2015

MONTH	STREET	FIRE	WATER	WW	MONTHLY	YTD
January	30,874.17	6,964.70	30,874.17	55,475.70	68,713.04	68,713.04
February	118,361.10	4,966.32	24,896.04	41,788.48	190,011.94	258,724.98
March	363,072.79	22,129.86	158,809.74	95,577.67	639,590.06	898,315.04
April	435,803.65	23,498.37	196,514.47	144,060.29	799,876.78	1,698,191.82
May	241,311.58	16,662.61	121,866.18	70,901.82	450,742.19	2,148,934.01
June	464,615.88	35,009.71	159,578.24	96,158.41	755,362.24	2,904,296.25
July	614,332.22	19,788.78	165,144.48	104,487.55	903,753.03	3,808,049.28
August	361,201.92	15,598.51	97,029.57	61,022.98	534,852.98	4,342,902.26
September	341,492.11	44,925.68	127,487.95	72,951.85	586,857.59	4,929,759.85
October	173,603.82	20,384.18	144,814.94	77,018.64	415,821.58	5,345,581.43
November	159,850.51	19,821.97	90,371.11	52,046.59	322,090.18	5,667,671.61
December	269,878.67	40,355.97	284,702.29	141,106.70	736,043.63	6,403,715.24

BUILDING REVENUE, FISCAL YEAR 2015

MONTH	BUILDING	PLAN REVIEW	ELECTRIC	MECHANICAL/ PLUMBING	Fire Alarm/ Suppression	Penalty/ Other Fees	Monthly	FISCAL YTD
June 2016							-	
May 2016							-	
April 2016							-	
March 2016							-	
February 2016							-	
January 2016							-	
December 2015	75,390.40	47,622.31	5,158.15	11,699.80	1,633.50	1,844.25	143,348.41	860,557.33
November 2015	59,558.31	36,446.76	8,369.50	6,961.25	354.00	2,210.50	113,900.32	717,208.92
October 2015	41,452.03	84,415.75	8,737.40	13,273.42	1,314.00	980.25	150,172.85	603,308.60
September 2015	70,289.00	80,567.28	7,663.75	11,101.91	1,240.75	2,133.00	172,995.69	453,135.75
August 2015	32,452.03	70,922.81	9,690.75	14,477.75	1,369.75	1,399.00	130,312.09	280,140.06
July 2015	47,455.23	73,865.49	11,127.25	16,021.50	148.50	1,210.00	149,827.97	149,827.97

