

City of Bozeman



BUILDING INSPECTION DIVISION

BUILDING PERMIT REPORT

2015/FY 2016	Aug-2015		Aug-2014		FYTD as of August 2015		FYTD as of August 2014	
	THIS MONTH - FY2015		THIS MONTH - FY2014		FY TO DATE - FY2015		FY TO DATE - FY2014	
NEW CONSTRUCTION	NO	VALUATION	NO	VALUATION	NO.	VALUATION	NO	VALUATION
SINGLE FAMILY	24	5,921,919.00	27	6,644,109.00	49	12,766,843.00	77	17,138,722.00
DUPLEX	2	818,932.00	4	1,531,155.00	2	818,932.00	5	1,879,158.00
MULTI-FAMILY AUG UNITS - 7	1	486,387.00	5	3,196,037.00	3	6,088,886.00	16	25,491,133.00
FISCAL YEAR TOTAL UNITS -55					-	55 Units	-	194 Units
MISC (GARAGE, SHED, ADU ETC.)	4	211,689.00	6	435,959.00	6	290,072.00	15	1,223,826.00
ASSEMBLY					2	135,044.00	-	-
BUSINESS			2	2,427,762.00	-	-	6	5,307,021.00
EDUCATIONAL					-	-	-	-
FACTORY					-	-	-	-
HAZARDOUS					-	-	-	-
INSTITUTIONAL					-	-	-	-
MERCHANTILE					-	-	2	1,774,424.00
MOTEL/HOTEL					-	-	-	-
STORAGE / OTHER	4	2,363,520.00			7	3,373,956.00	3	162,146.00
TOTAL	35	9,802,447.00	44	14,235,022.00	69	23,473,733.00	124	52,976,430.00
ADDITION/REMODEL	NO.	VALUATION	NO.	VALUATION	NO.	VALUATION	NO.	VALUATION
RESIDENTIAL	18	804,210.00	22	1,098,178.00	37	1,371,765.00	65	1,906,188.00
COMMERCIAL	20	1,160,884.00	17	3,545,700.00	44	9,571,168.00	42	14,173,889.00
TOTAL	38	1,965,094.00	39	4,643,878.00	81	10,942,933.00	107	16,080,077.00
CONSTRUCTION VALUE								
REVENUE	NO	AMOUNT	NO	AMOUNT	NO	AMOUNT	NO	AMOUNT
BUILDING	90	32,452.03	106	56,744.25	183	47,455.23	278	140,085.30
PLAN CHECK	152	70,922.81	171	35,859.36	318	73,865.49	416	119,854.73
ELECTRICAL	112	9,690.75	88	9,148.25	196	11,127.25	185	18,652.25
PLUMBING/MECHANICAL	142	14,477.75	179	23,443.22	133	16,021.50	328	41,083.57
FIRE ALARM /SPRINKLER SYSTEM	8	1,369.75	8	1,113.25	4	198.00	8	1,113.25
DEMOLITION	3	225.00	4	300.00	1	75.00	15	825.00
CODE ENFORCEMENT	-	-	-	-	-	-	5	525.00
SIGNS PERMITS	6	380.25	11	760.25	11	452.50	24	1,399.00
PENALTIES	8	718.75	5	1,297.00	1	75.00	19	4,120.00
EXTENSION FEES	-	-	5	375.00	8	600.00	6	450.00
INSPECTION FEES	1	75.00	2	150.00	-	-	5	300.00
MISC REVENUE	2	7.50	5	204.00		7.50	11	389.12
TOTAL	524	130,319.59	584	129,394.58	855	149,877.47	1,300	328,797.22

Mr Chris Kukulski
 City Manager
 PO Box 1230
 Bozeman MT 59771

Dear Mr Kukulski:

The following report is submitted to show the permits issued and fees charged for the month of August 2015. The list of building, plumbing and electrical permits are attached in addition to the monthly and yearly summary of housing and commercial building activity.

	2015		2014	
	No.	Fee	No.	Fee
Electrical Permits	112	9,690.75	88	9,148.25
Plumbing/Mechanical Permits	142	14,477.75	179	23,443.22
Moving Permits	-	-	-	-
Demolition Permits	3	225.00	4	300.00
Fire Alarm/Supression Systems	8	1,369.75	8	113.25
Inspection Fees	1	75.00	2	150.00
Sign Pemits	6	380.25	11	760.25
Code Enforcement	-	-	-	-
Penalty Fees	8	718.75	5	1,297.00
Plan Check Fees	152	70,922.81	171	35,859.36
Building Permits	90	32,452.03	106	56,744.25
SUB-TOTALS:	522	130,312.09	574	127,815.58
Other Bldg Div Rev.	2	7.50		
Building Bond Fees	2	4,000.00		
Water Payback Fees				
New Water	30	9,270.63	52	14,338.85
New Sewer	28	588.00	46	949.51
Water/Sewer Inspection Fee	28	2,800.00	47	4,605.00
Water Renewal				
Sewer Renewal				
Eng. Maps/Prints/Docs	9	170.50		
Floodplain Dev. Permits			1	30.00
Storm Water Permit			6	400.00
Degradation Permit	2	258.75	3	421.65
Street Cut Permits	2	100.00	3	150.00
Street/Alley Vacation Fees				
Cash-in-Lieu of Water Rights				
Other Eng. Misc. Rev.	3	420.00		
Planning Docs/Maps			2	28.50
Encroachment Permits			1	10.00
Planning Review Residential	43	2,150.00		
Planning Review Commercial	24	2,520.00		
Planning Review Signs	7	875.00		
Planning COA Fee	1	120.00		
License Plate Fee			3	1,501.83
Master Plan Amendment			7	888.82
Subdivision Review Fees				
Improvements Agreement				
Other Planning Div. Rev.				
Planning Review Fees				
Zoning/Comm. Dev. Docs/Maps	5	50.00	2	50.00
Deposits / Rent Chall Gardens			37	36,030.40
Certificate of Appropriateness COA			7	890.00
Zone Map/Code Amendments				
Pay-in-lieu of Parks				
Planning & Zoning	42	543,535.20		
Parade / Public Assembly Permit	4	140.00		
Film Permit				
Annexation Fees				
V & A - Appeals				
V & A - Variances				
Other Zoning/CD Rev/Sign Tag				
Planned Unit Development - PUD				
Street Impact Fees	37	361,201.92	50	280,114.14
Fire Impact Fees	34	15,598.51	51	22,888.67
Water Impact Fees	33	97,029.57	49	140,068.68
WasteWater Impact Fees	33	61,022.98	49	748,346.30
SUB-TOTAL:	369	1,101,858.56	416	1,251,712.35
TOTAL RECEIPTS:	891	1,232,170.65	990	1,379,527.93

Respectfully submitted,

Bob Risk
 Chief Building Official

August 2015 - Building Permits											
DATE	PERMIT #	ADDRESS		OWNER	CONTRACTOR	PERMIT FEE	PLAN CHECK	SQ FOOT	VALUATION	DESCRIPTION	
08/03/15	15 22492	1710		VAQUERO	SHINING MOUNTAIN LUTHERAN	MASSMANN STUDIOS	143.00	343.01	730	29,076.00	COMM OTHER SHELTER, NON-HOUSEK.
08/13/15	15 22462	4515		VALLEY COMMONS	DIB LLC	LANGLAS & ASSOCIATES, INC	3,217.00	3,840.04	16,497	1,912,497.00	COMM OTHER SHELTER, NON-HOUSEK.
08/19/15	15 22310	2000	S	3RD	LEVEL INVESTORS LLC	ALPENGLow HOMES INC	1,059.00	1,120.77	5,426	293,330.00	COMM OTHER SHELTER, NON-HOUSEK.
08/27/15	15 22596	901	N	BLACK	GALLATIN COUNTY	MARTEL CONSTRUCTION, INC	676.25	1,173.82	2,424	128,617.00	COMM PUBLIC WKS & UTILITIES
							5,095.25	6,477.64	25,077	2,363,520.00	
08/04/15	15 22409	615	E	MENDENHALL	ARTLAW LLC	A.S. HATHAWAY CONSTRUCTION INC	278.25	340.77	3,249	40,000.00	COMM TENANT IMPROVEMENT
08/04/15	15 22566	201	S	WALLACE	SPRINGER, MARY	FAT CAT DESIGN INC	184.50	174.37	-	27,000.00	COMM TENANT IMPROVEMENT
08/07/15	15 22640	4181		FALLON	GALLATIN VALLEY HEALTH & FIT	SUNLIGHT CARPENTRY	80.25	86.95	-	600.00	COMM TENANT IMPROVEMENT
08/10/15	15 22266	1525	W	MAIN	TOM STARNER	STORECRAFTERS INC	49.50	760.02	14,644	170,000.00	COMM TENANT IMPROVEMENT
08/10/15	15 22607	2005		GILKERSON	SHIELDS VALLEY LLC	FARMER CONSTRUCTION LLC	49.50	66.96	-	4,000.00	COMM TENANT IMPROVEMENT
08/11/15	15 22326	0		MSU - RENNE LIBRARY	MSU FACILITIES	THE THIRD ELEMENT INC	64.50	532.68	-	5,500.00	COMM TENANT IMPROVEMENT
08/11/15	15 22656	626	S	FERGUSON	HART, TIMOTHY P	PBC BUILDERS	57.00	91.49	-	9,000.00	COMM TENANT IMPROVEMENT
08/13/15	15 22575	2051	W	OAK	STONE RIDGE PARTNERS LLC	JQ CONCEPTS	79.50	111.16	1,463	7,500.00	COMM TENANT IMPROVEMENT
08/13/15	15 22698	5050	S	COTTONWOOD	PARK STREET HOLDINGS LLC	COMFORT SYSTEMS OF MONTANA INC	230.75	-	-	30,000.00	COMM TENANT IMPROVEMENT
08/14/15	15 22699	424	E	MAIN	SCHEDULICITY	LANGLAS & ASSOCIATES, INC	221.25	240.02	-	40,000.00	COMM TENANT IMPROVEMENT
08/14/15	15 22713	325	N	25TH	SHINING MOUNTAINS EVANGELICAL	HELVEY HOMES INC	26.75	17.39	-	1,000.00	COMM TENANT IMPROVEMENT
08/17/15	15 22546	34	N	BOZEMAN	NEISHABOURI, JALAL	QUAZU, LLC / DANEIL ABBOTT	94.50	245.72	-	40,000.00	COMM TENANT IMPROVEMENT
08/18/15	15 22484	2100		FAIRWAY	WESTRIDGE MEADOWS TECHNICAL CE	ROCKY MOUNTAIN WOODWRIGHT INC	72.00	81.58	300	3,200.00	COMM TENANT IMPROVEMENT
08/19/15	15 22239	915		HIGHLAND	BOZEMAN DEACONESS HOSPITAL	DIAMOND CONSTRUCTION	1,268.50	1,164.82	-	441,000.00	COMM TENANT IMPROVEMENT
08/21/15	15 22562	1205	E	MAIN	GRAFF, HELORI M; ROBIN GRAFF	DOWN HILL BUILDERS	748.75	675.85	-	220,000.00	COMM TENANT IMPROVEMENT
08/21/15	15 22688	25	S	BLACK	OWENHOUSE HARDWARE CO	R & R TAYLOR CONSTRUCTION, INC	102.00	66.30	-	11,000.00	COMM TENANT IMPROVEMENT
08/24/15	15 22623	131	W	MAIN	DUTTON DEVELOPMENT LLC	WALKER CONSTRUCTION	283.00	333.94	1,379	40,128.00	COMM TENANT IMPROVEMENT
08/26/15	15 22410	1500	N	7TH	WAL-MART STORES INC #2084		79.50	125.78	-	7,100.00	COMM TENANT IMPROVEMENT
08/10/15	15 22664	428	N	BROADWAY	POLUS FAMILY TRUST	MCLEES, INC	226.00	-	-	27,866.00	COMMERCIAL REROOF
08/10/15	15 22665	220	W	LAMME	MARTEL PLAZA LLC & CHAMBERS, L	MCLEES, INC	259.25	-	-	35,990.00	COMMERCIAL REROOF
							4,455.25	5,115.80	21,035	1,160,884.00	
08/13/15	15 22621	439	N	BLACK	MISTRETTA,KATHERINE D/JEREMY C	OWNER IS GENERAL	75.00	-	-	5,000.00	DEMOLITION PERMIT
08/17/15	15 22613	3400		LARAMIE	BRIDGER ORTHOPEDICS PROPS II	WALKER CONSTRUCTION	75.00	-	-	66,000.00	DEMOLITION PERMIT
08/26/15	15 22687	221	S	TRACY	SANSONE, CYNTHIA	FREE BUILDERS	75.00	-	-	38,400.00	DEMOLITION PERMIT
							225.00	-	-	109,400.00	
08/20/15	14 20859	4720		CLASSICAL	PETRA ACADEMY INC	CLAIR W DAINES, INC	94.50	-	11,350	10,000.00	FIRE PROTECTION SYSTEMS PERMIT
08/19/15	14 20994	915		HIGHLAND	BOZEMAN DEACONESS HOSPITAL	MARTEL CONSTRUCTION, INC	691.00	-	87,000	169,000.00	FIRE PROTECTION SYSTEMS PERMIT
08/10/15	15 22068	3240	W	TECHNOLOGY	MITCHELL DEVELOPMENT	GRAY COMPANIES INC	26.75	-	3,054	1,250.00	FIRE PROTECTION SYSTEMS PERMIT
08/12/15	15 22205	862		HARMON STREAM	MITCHELL DEVELOPMENT	MITCHELL DEVELOPMENT GROUP	64.50	-	2,547	5,541.00	FIRE PROTECTION SYSTEMS PERMIT
08/14/15	15 21870	611	S	8TH	BOZEMAN SCHOOL DISTRICT #7	INGRAM-CLEVINGER, INC	57.00	-	33,050	4,858.00	FIRE PROTECTION SYSTEMS PERMIT
08/27/15	15 21870	611	S	8TH	BOZEMAN SCHOOL DISTRICT #7	INGRAM-CLEVINGER, INC	42.00	-	33,050	2,950.00	FIRE PROTECTION SYSTEMS PERMIT
08/17/15	15 22718	1119	S	5TH	ALPHA OMICRON PI SORORITY	COPPERMINE FIRE SUPPRESSION SY	352.00	-	-	57,500.00	FIRE PROTECTION SYSTEMS PERMIT
08/25/15	15 22750	1523	W	MAIN	RED MOUNTAIN RETAIL GROUP	COPPERMINE FIRE SUPPRESSION SY	42.00	-	-	2,900.00	FIRE PROTECTION SYSTEMS PERMIT
							1,369.75	-	170,051	253,999.00	
08/05/15	15 22618	862		HARMON STREAM	MITCHELL DEVELOPMENT	YESCO LLC	147.00	95.55	-	16,275.00	SIGN PERMIT
08/06/15	15 22633	2405	W	MAIN	ATWOOD, MICHAEL & TONI	BEARTOOTH SIGN & DESIGN, LLC	26.75	17.39	-	364.00	SIGN PERMIT
08/20/15	15 22715	270	W	KAGY	KAILO II CORP	DOERN CONSTRUCTION	26.75	17.39	-	1,000.00	SIGN PERMIT
08/24/15	15 22508	1227	N	14TH	OAKWAY LLC	SIGNS OF MONTANA	42.00	27.30	-	2,886.00	SIGN PERMIT
08/26/15	15 22700	777	E	MAIN	DELANEY & COMPANY INC	MEDIA STATION DESIGN WORKS	28.25	18.36	-	1,600.00	SIGN PERMIT
08/26/15	15 22701	25	S	BLACK	OWENHOUSE HARDWARE CO	MEDIA STATION DESIGN WORKS	109.50	71.18	-	12,000.00	SIGN PERMIT
							380.25	247.17	-	34,125.00	
08/06/15	15 22351	3428		PARKWAY	SCHMIDT, CAROL A	ALPENGLow HOMES INC	252.00	334.74	1,196	87,032.00	RES ACCESSORY DWELLING UNIT
08/12/15	15 22543	4567		BRISBIN	RADICK, JEFF & ERIN MCHENRY	RADICK & COMPANY	279.75	365.14	1,200	87,456.00	RES ACCESSORY DWELLING UNIT
08/07/15	15 22472	908		TWIN LAKES	TFES 567 LLC	CAVALLINI CONST LLC/CAVACRES I	599.00	719.39	2,674	247,563.00	RES ATTACHED SFD
08/07/15	15 22473	912		TWIN LAKES	TFES 567, LLC	CAVALLINI CONST LLC/CAVACRES I	599.00	719.39	2,674	247,563.00	RES ATTACHED SFD
08/18/15	15 22594	5407		GLENKIRK	LAUREL PARK DEVELOPMENT LLC	GREAT WESTERN INVESTMENTS LLC	1,054.00	1,252.81	4,724	434,313.00	RES DUPLEX (2 UNITS)
08/27/15	15 22654	1015		ROSA	JOHN ROSA	ROSA CONSTRUCTION, INC	933.00	1,057.90	4,180	384,619.00	RES DUPLEX (2 UNITS)
08/12/15	15 22563	414	N	COTTONWOOD	THIRD STREET DEVELOPMENT	ROCKY MOUNTAIN CONSTRUCTION	63.00	75.72	336	13,383.00	RES GARAGES & CARPORTS
08/28/15	15 22599	205	S	8TH	STRATTON, LANCE M	BATTLE RIDGE CONSTRUCTION INC	199.50	147.07	598	23,818.00	RES GARAGES & CARPORTS
08/04/15	15 21640	2978		TSCHACHE	ROI, LLC	ROI LLC	638.00	760.39	2,900	252,069.00	RES SINGLE FAMILY DWELLING
08/04/15	15 22487	1204		MANZANITA	STRONG, DANIEL S	OWNER IS GENERAL	449.00	561.02	2,060	172,938.00	RES SINGLE FAMILY DWELLING

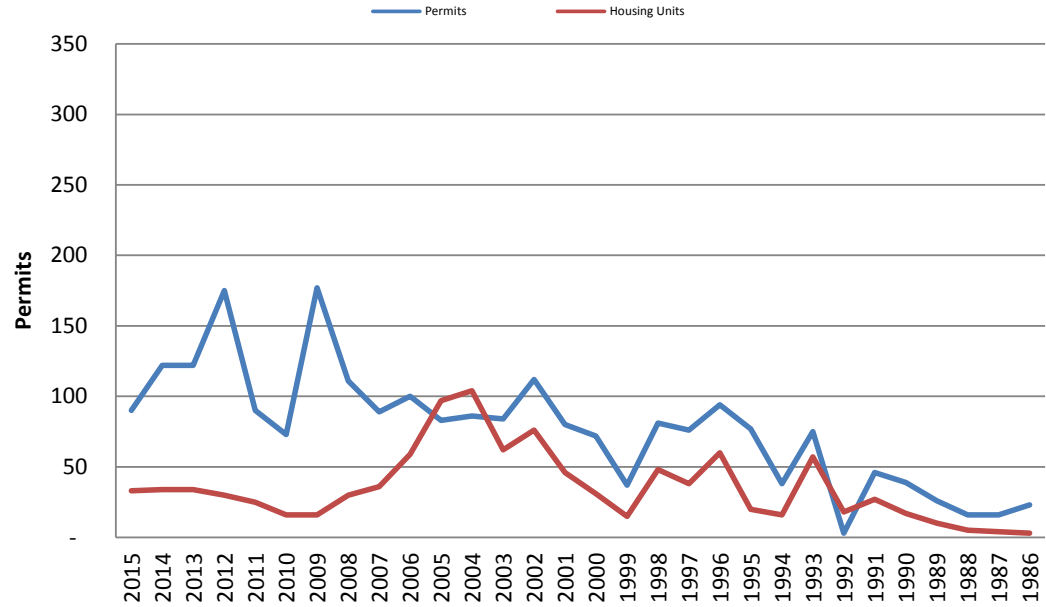
DATE	PERMIT #	ADDRESS	OWNER	CONTRACTOR	PERMIT FEE	PLAN CHECK	SQ FOOT	VALUATION	DESCRIPTION
08/06/15	15 21725	3368 S 26TH	VELOCITY DEVELOPMENT	BRIDGER PEAK CONST G MEGARGEL	803.00	898.52	3,584	333,648.00	RES SINGLE FAMILY DWELLING
08/06/15	15 22350	3428 PARKWAY	SCHMIDT, CAROL A	ALPENGLow HOMES INC	551.00	704.20	2,369	250,948.00	RES SINGLE FAMILY DWELLING
08/07/15	15 22474	3542 LOLO	SKOGEN, ALLAN	CHASE-SKOGEN HOMES, INC	433.00	541.31	1,938	177,332.00	RES SINGLE FAMILY DWELLING
08/10/15	15 22501	2090 COMMONWEALTH	VELOCITY DEVELOPMENT LLC	BRIDGER PEAK CONST G MEGARGEL	795.00	447.98	3,548	330,628.00	RES SINGLE FAMILY DWELLING
08/11/15	15 22529	2332 BOYLAN	LUKENS, RICHARD H & LORNA J	TIMBER RIDGE BUILDERS	669.00	832.97	2,410	249,632.00	RES SINGLE FAMILY DWELLING
08/11/15	15 22551	2158 JACOBS	BLR INVESTMENTS LLC	LIFESPACE HOMES	592.00	761.66	2,646	244,597.00	RES SINGLE FAMILY DWELLING
08/12/15	15 22542	4567 BRISBIN	RADICK, JEFF & ERIN MCHENRY	RADICK & COMPANY	512.00	677.84	2,200	233,046.00	RES SINGLE FAMILY DWELLING
08/12/15	15 22564	414 N COTTONWOOD	THIRD STREET DELOPMENT	ROCKY MOUNTAIN CONSTRUCTION	196.00	302.39	1,176	102,364.00	RES SINGLE FAMILY DWELLING
08/17/15	15 22545	2933 TSCHACHE	MAHAR MONTANA HOMES LLC	COOPER BUILDERS LLC	488.75	617.32	2,077	187,562.00	RES SINGLE FAMILY DWELLING
08/17/15	15 22593	2038 JACOBS	BLR INVESTMENTS LLC	LIFESPACE HOMES	592.00	761.66	2,646	245,000.00	RES SINGLE FAMILY DWELLING
08/21/15	15 22460	490 STAFFORD	GUSTAFSON DEREK G & SHANNON L	EVOLVE HOMES LLC	829.00	1,088.35	3,653	355,102.00	RES SINGLE FAMILY DWELLING
08/21/15	15 22637	4628 CASCADE	LUX, NICHOLAS & CHRISTINE	BLACK LABEL CONSTRUCTION CO	814.00	1,020.84	3,671	329,776.00	RES SINGLE FAMILY DWELLING
08/25/15	15 22670	3238 S 26TH	S & P FINANCIAL LLC	MCGOUGH CONSTRUCTION INC	541.00	655.94	2,429	220,619.00	RES SINGLE FAMILY DWELLING
08/25/15	15 22671	3258 S 26TH	TEXAS FINANCIAL LLC	MCGOUGH CONSTRUCTION INC	754.50	863.37	3,176	280,182.00	RES SINGLE FAMILY DWELLING
08/26/15	15 21664	211 N 10TH	DORNBERGER, KYLE K & LAURA	OWNER IS GENERAL	597.00	717.54	2,679	243,201.00	RES SINGLE FAMILY DWELLING
08/26/15	15 22526	5483 REDHAVEN	NORTON RANCH HOMES	NORTON RANCH HOMES, LLC	512.00	629.09	2,285	210,124.00	RES SINGLE FAMILY DWELLING
08/27/15	15 22540	4519 KIMBERWICKE	UPSLOPE CONSTRUCTION LLC	UPSLOPE CONSTRUCTION LLC	744.00	853.65	3,333	302,299.00	RES SINGLE FAMILY DWELLING
08/29/15	14 20675	321 STONE FLY	NORTON RANCH HOMES	NORTON RANCH HOMES, LLC	75.00	252.70	1,908	175,674.00	RES SINGLE FAMILY DWELLING
08/31/15	15 22527	5477 REDHAVEN	NORTON RANCH HOMES	NORTON RANCH HOMES, LLC	567.00	689.77	2,530	234,424.00	RES SINGLE FAMILY DWELLING
08/31/15	15 22678	4525 DRAFT HORSE	SUMMERFIELD, LEIF & MELISSA	ASCENT HOME BUILDERS INC	704.00	884.88	2,590	295,628.00	RES SINGLE FAMILY DWELLING
08/06/15	15 22523	3319 FEN	WJ APPLEBEE	JIM APPLEBEE	1,152.00	1,421.05	5,112	486,387.00	RES TRIPLEX, FOURPLEX
					17,987.50	21,616.60	80,502	7,438,927.00	
08/10/15	15 22267	207 LINDLEY	EDWARDS, REBECCA K	JOHN SHORT CUSTOM CONST INC	680.00	689.66	1,806	165,000.00	RES ADDITION
08/20/15	15 22605	423 S TRACY	SCOTT, DAVID L & TERI G	VIDMAR CONSTRUCTION, INC	608.75	560.48	875	139,500.00	RES ADDITION
08/27/15	15 22622	439 N BLACK	MISTRETTA, KATHERINE & JEREMY	FRANKLIN BUILDERS	655.25	678.45	1,340	156,000.00	RES ADDITION
08/10/15	15 22655	922 S 3RD	MERCER, DAVID S & SERENA B	NORDESIGN	302.00	278.05	-	45,000.00	RES ALTERATION
08/12/15	15 22632	216 S 11TH	NELSON, JEFFREY & CORA	BENNETT PROJECT MANAGEMENT	79.50	51.68	-	7,200.00	RES ALTERATION
08/13/15	15 22544	948 FLANDERS CREEK	BROWN, BARBARA READ	PRINCE CONTRACTING, INC	230.75	226.86	-	37,000.00	RES ALTERATION
08/13/15	15 22658	1209 E MAIN	STEFAN, TIM & AMY	OWNER IS GENERAL	72.00	46.80	-	6,500.00	RES ALTERATION
08/18/15	15 22413	319 S 3RD	MACGRATH, SUSAN A T TRUSTEE	ROCKY MOUNTAIN WOODWRIGHT INC	94.50	61.43	20	10,000.00	RES ALTERATION
08/26/15	15 22743	120 W CLEVELAND	MINTON, DWIGHT C	RIPLEY-SKAAR CONSTRUCTION	287.75	234.65	-	42,000.00	RES ALTERATION
08/27/15	15 22775	412 N 17TH	FABIAN, JOSEPH A & AMY	OWNER IS GENERAL	361.20	-	3,000	61,000.00	RES ALTERATION
08/27/15	15 22785	1410 CHERRY	NALLICK, JAMES M & LINDA M	ZACH WERMERS CONSTRUCTION	226.00	146.90	-	28,625.00	RES ALTERATION
08/31/15	15 22634	712 S WILLSON	SCHMIDT, THEODORE/LINDA VOLKER	SIEVERT CONSTRUCTION, INC	381.25	321.75	100	67,000.00	RES ALTERATION
08/05/15	15 22646	214 N 15TH	DERZAY, MICHAEL & KATHERINE	MERIDIAN ROOFING SERVICES, INC	42.00	-	-	2,100.00	RESIDENTIAL REROOF
08/18/15	15 22726	1002 S 3RD	POTTER, HORATIO & ELIZABETH	MCLANE CONSTRUCTION	109.50	-	-	12,000.00	RESIDENTIAL REROOF
08/24/15	15 22740	126 S 8TH	WESTFALL, MARY ELAINE	SICKLER RESIDENTIAL ROOFING	49.50	-	-	3,885.00	RESIDENTIAL REROOF
08/25/15	15 22755	1620 S 3RD	FAURE, MARK T & BRENDA	OWNER IS GENERAL	49.50	-	-	3,500.00	RESIDENTIAL REROOF
08/28/15	15 22789	2755 TRADE WIND	OLSON, JOYCE & MERVILLE	ALL SEASONS ROOFING OF BOZEMAN	94.50	-	-	9,900.00	RESIDENTIAL REROOF
08/06/15	15 22628	121 N ROUSE	CITY OF BOZEMAN	R & R TAYLOR CONSTRUCTION, INC	79.50	51.68	-	8,000.00	WINDOW REPLACEMENT PERMIT
August 2015: 90 Permits; 34 New Housing Units: \$12,165,065.00 Valuation					4,403.45	3,348.39	7,141	804,210.00	
August 2014: 106 Permits; 63 New Housing Units: \$15,009,284.00 Valuation					33,916.45	36,805.60	303,806	12,165,065.00	

Month of August

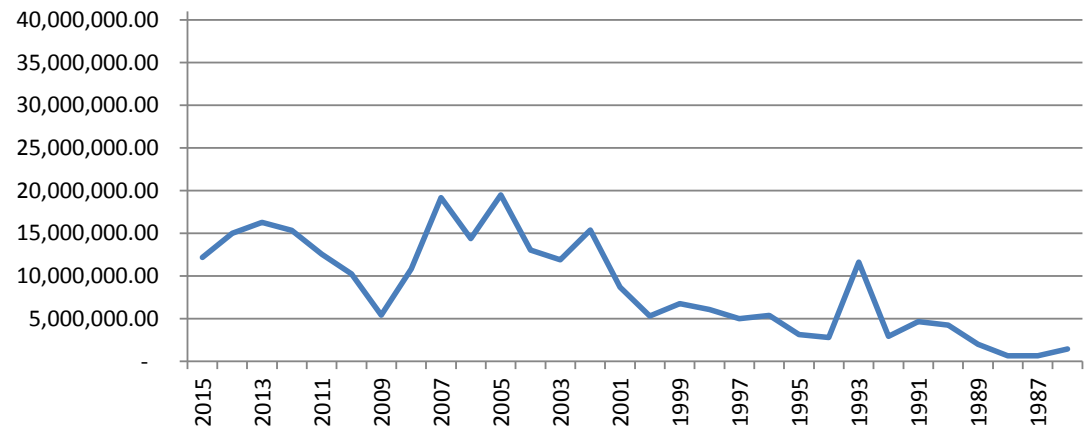
THIRTY YEAR BUILDING PERMIT COMPARISON

Aug-15	Permits	Housing Units	Valuation	YTD Permits	YTD Units
2015	90	33	12,165,065.00	184	108
2014	122	34	15,009,284.00	279	286
2013	122	34	16,289,804.00	244	92
2012	175	30	15,362,972.00	369	58
2011	90	25	12,558,507.00	460	37
2010	73	16	10,248,390.00	321	28
2009	177	16	5,426,809.00	297	28
2008	111	30	10,821,826.00	275	56
2007	89	36	19,188,855.00	156	79
2006	100	59	14,379,734.00	169	109
2005	83	97	19,497,505.00	155	188
2004	86	104	13,043,140.00	164	193
2003	84	62	11,913,504.00	194	144
2002	112	76	15,389,799.00	198	139
2001	80	46	8,693,610.00	126	62
2000	72	31	5,322,933.00	146	47
1999	37	15	6,771,823.00	91	30
1998	81	48	6,078,321.00	142	89
1997	76	38	4,982,471.00	163	58
1996	94	60	5,389,655.00	170	106
1995	77	20	3,135,875.00	160	49
1994	38	16	2,775,018.00	86	91
1993	75	57	11,636,844.00	134	93
1992	3	18	2,934,925.00	40	33
1991	46	27	4,652,019.00	87	72
1990	39	17	4,253,683.00	57	24
1989	26	10	1,983,430.00	43	22
1988	16	5	647,080.00	30	8
1987	16	4	655,654.00	40	20
1986	23	3	1,429,448.00	53	23

Thirty Year Building Permit Comparison



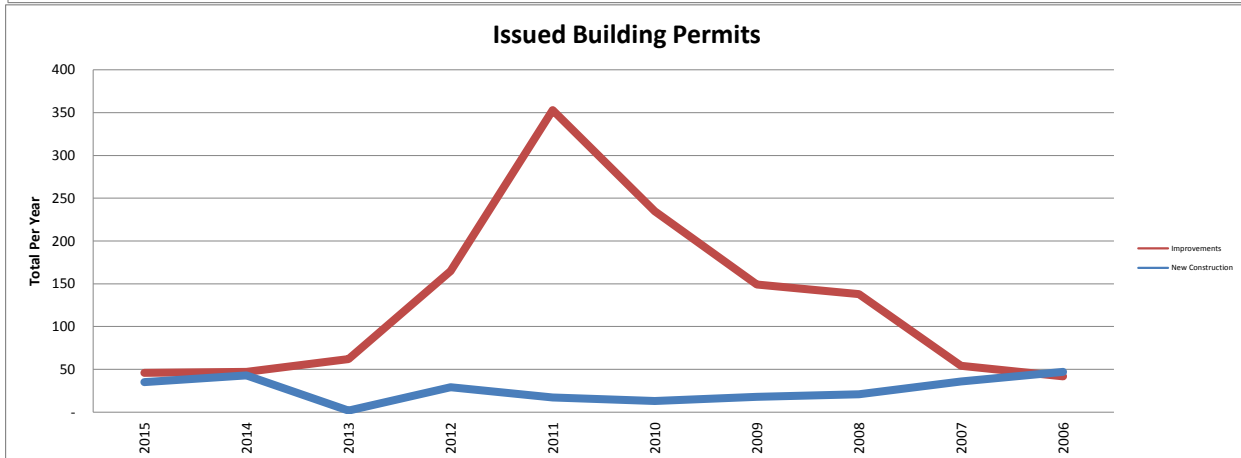
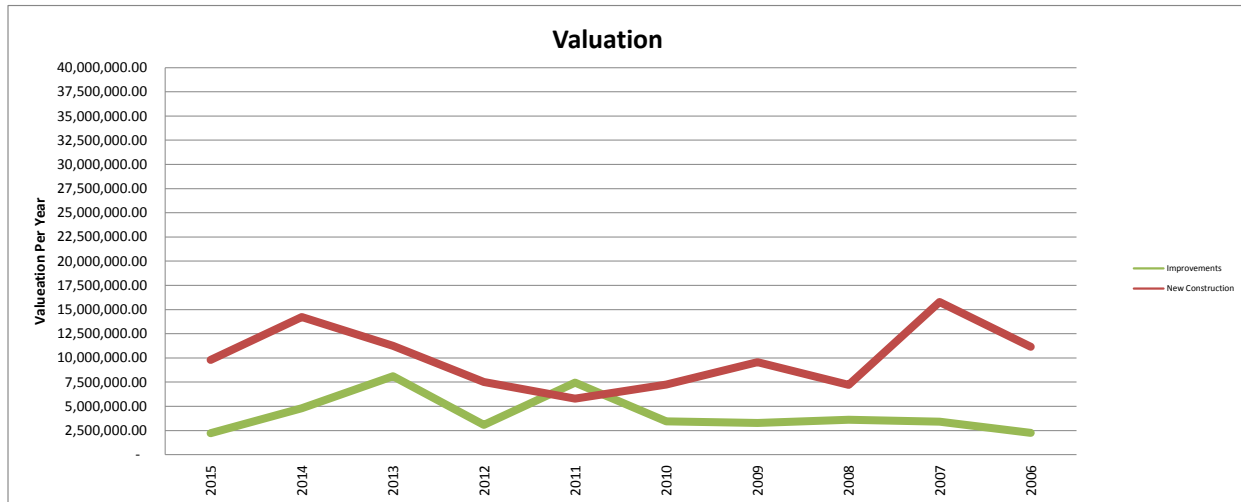
Valuations



**SINGLE MONTH COMPARISON FOR 10 YEAR BUILDING PERMITS
BUILDING DEPARTMENT -- CITY OF BOZEMAN**

	Aug-15		Aug-14		Aug-13		Aug-12		Aug-11	
	BP\U	Valuation	BP\U	Valuation	BP\U	Valuation	BP\U	Valuation	BP\U	Valuation
New Construction										
Single Family	22	5,426,793.00	25	5,596,583.00	34	8,479,476.00	24	5,719,850.00	14	3,540,936.00
Multi Family	1	486,387.00	5	3,196,037.00	4	4,213,174.00				
Duplex	1	384,619.00	4	1,531,155.00						
Townhomes	3	929,439.00	6	1,390,808.00			4	641,409.00	2	370,012.00
Commercial	4	2,363,520.00	2	2,427,762.00	2	1,255,921.00	1	1,151,150.00	1	1,878,267.00
Other	4	211,689.00	1	69,257.00	7	1,029,097.00				
SUB-TOTAL	35	9,802,447.00	43	14,211,602.00	2	11,236,740.00	29	7,512,409.00	17	5,789,215.00
Improvements										
Residential	18	804,210.00	22	1,098,178.00	45	617,833.00	107	1,152,503.00	241	3,079,622.00
Commercial	20	1,160,884.00	17	3,545,700.00	20	713,023.00	46	1,758,286.00	100	4,084,112.00
Fire Supression Systems	8	253,999.00	8	148,700.00	13	2,031.50			5	141,700.00
Other							12	155,462.00	7	132,835.00
SUB-TOTAL	46	2,219,093.00	47	4,792,578.00	62	8,105,862.50	165	3,066,251.00	353	7,438,269.00
TOTAL PERMITS	81	12,021,540.00	90	19,004,180.00	64	19,342,602.50	194	10,578,660.00	370	13,227,484.00

	Aug-10		Aug-09		Aug-08		Aug-07		Aug-06	
	BP\U	Valuation	BP\U	Valuation	BP\U	Valuation	BP\U	Valuation	BP\U	Valuation
New Construction										
Single Family	12	3,330,798.00	6	1,256,302.00	8	1,874,224.00	20	4,440,411.00	22	5,214,287.00
Multi Family			1	255,945.00	1	651,649.00	1	771,673.00	4	2,273,411.00
Duplex					3	1,030,333.00	3	1,155,924.00	5	1,950,382.00
Townhomes			2	374,536.00	8	1,281,408.00	6	578,556.00	10	1,018,450.00
Commercial	1	3,914,605.00	9	7,427,754.00	1	2,361,974.00	5	8,838,188.00	4	674,723.00
Other			-	239,641.00			1	7,400.00	2	12,000.00
SUB-TOTAL	13	7,245,403.00	18	9,554,178.00	21	7,199,588.00	36	15,792,152.00	47	11,143,253.00
Improvements										
Residential	192	1,512,964.00	116	1,326,205.00	119	1,232,187.00	23	981,398.00	22	328,810.00
Commercial	35	1,865,226.00	24	1,902,503.00	15	2,347,586.00	19	2,188,819.00	14	1,829,331.00
Fire Supression Systems	5	18,243.00	4	32,989.00	3	36,465.00	7	215,062.00	3	58,800.00
Other	3	35,160.00	5	18,588.00	1	6,000.00	5	18,824.00	3	35,000.00
SUB-TOTAL	235	3,431,593.00	149	3,280,285.00	138	3,622,238.00	54	3,404,103.00	42	2,251,941.00
TOTAL PERMITS	248	10,676,996.00	167	12,834,463.00	159	10,821,826.00	90	19,196,255.00	89	13,395,194.00



IMPACT FEES CALENDAR YEAR 2015

MONTH	STREET	FIRE	WATER	WW	MONTHLY	YTD
January	30,874.17	6,964.70	30,874.17	55,475.70	68,713.04	68,713.04
February	118,361.10	4,966.32	24,896.04	41,788.48	190,011.94	258,724.98
March	363,072.79	8/1/2014	158,809.74	95,577.67	659,312.20	918,037.18
April	435,803.65	23,498.37	196,514.47	144,060.29	799,876.78	1,717,913.96
May	241,311.58	16,662.61	121,866.18	70,901.82	450,742.19	2,168,656.15
June	464,615.88	35,009.71	159,578.24	96,158.41	755,362.24	2,924,018.39
July	614,332.22	19,788.78	165,144.48	104,487.55	903,753.03	3,827,771.42
August	361,201.92	15,598.51	97,029.57	61,022.98	534,852.98	4,362,624.40
September					-	
October					-	
November					-	
December					-	

BUILDING REVENUE, FISCAL YEAR 2015

MONTH	BUILDING	PLAN REVIEW	ELECTRIC	MECHANICAL/ PLUMBING	Fire Alarm/ Suppression	Penalty/ Other Fees	Monthly	FISCAL YTD
June 2016							-	
May 2016							-	
April 2016							-	
March 2016							-	
February 2016							-	
January 2016							-	
December 2015							-	
November 2015							-	
October 2015							-	
September 2015							-	
August 2015	32,452.03	70,922.81	9,690.75	14,477.75	1,369.75	1,399.00	130,312.09	280,140.06
July 2015	47,455.23	73,865.49	11,127.25	16,021.50	148.50	1,210.00	149,827.97	149,827.97

Figures are for August-15	Housing Starts			Remodels & Additions (includes fences, garages & reroofs)				
	Permits	Valuation	Sq Footage	Residential	#	Valuation		
Single Family Residence	22	5,426,793.00	57,808	Commercial	18	804,210.00		
Duplex - 4 Units	2	818,932.00	8,904		20	1,160,884.00		
Multi-Plex - 3 Units	1	486,387.00	5,112				COMMERCIAL STARTS	
Townhome	2	495,126.00	5,348		Bldgs	Valuation	Sq Footage	
Other	4	211,689.00	3,330					
Total New:	31	7,438,927	80,502	CITY	4	2,363,520.00		25,077
Total Fiscal Year:	60	19,964,733.00	211,572	Fiscal Total	9	4,061,560.00		86,674