

City of Bozeman



BUILDING INSPECTION DIVISION

BUILDING PERMIT REPORT

2016/FY 2016	Apr-2016		Apr-2015		FYTD as of APRIL 2016		FYTD as of APRIL 2015	
	THIS MONTH - FY2016		THIS MONTH - FY2015		FY TO DATE - FY2016		FY TO DATE - FY2015	
NEW CONSTRUCTION	NO	VALUATION	NO	VALUATION	NO.	VALUATION	NO	VALUATION
SINGLE FAMILY	37	9,138,306.00	33	9,193,513.00	238	59,009,001.00	249	62,839,133.00
DUPLEX	5	1,966,338.00	1	343,554.00	29	8,744,393.00	18	6,162,506.00
MULTI-FAMILY APRIL UNITS - 82	3	2,782,323.00	1	711,042.00	28	35,028,938.00	32	59,678,747.00
FISCAL YEAR TOTAL UNITS -511					-	511 Units		102.00
MISC (GARAGE, SHED, ADU ETC.)	4	116,352.00	4	215,673.00	36	1,397,238.00	28	5,832,657.00
ASSEMBLY			3	5,152,706.00	3	2,336,632.00	3	5,152,706.00
BUSINESS			1	17,500.00	4	14,416,522.00	9	7,018,561.00
EDUCATIONAL					-	-	-	-
FACTORY					-	-	1	260,704.00
HAZARDOUS					-	-	2	1,463,805.00
INSTITUTIONAL					-	-	2	36,381,270.00
MERCHANTILE					-	-	2	1,774,424.00
MOTEL/HOTEL					1	8,524,388.00	1	6,518,358.00
STORAGE / OTHER	3	156,018.00	3	951,456.00	17	20,351,121.00	13	1,778,131.00
TOTAL	52	14,159,337.00	46	16,585,444.00	356	149,808,233.00	360	194,861,104.00
ADDITION/REMODEL	NO.	VALUATION	NO.	VALUATION	NO.	VALUATION	NO.	VALUATION
RESIDENTIAL	19	608,998.00	14	2,823,585.00	216	5,198,838.00	193	6,899,936.00
COMMERCIAL	49	12,135,365.00	23	3,831,054.00	212	53,085,625.00	167	31,549,332.00
TOTAL	68	12,744,363.00	37	6,654,639.00	428	58,284,463.00	360	38,449,268.00
CONSTRUCTION VALUE								
REVENUE	NO	AMOUNT	NO	AMOUNT	NO	AMOUNT	NO	AMOUNT
BUILDING	135	43,984.44	102	51,559.56	1,015	497,918.96	893	446,288.47
PLAN CHECK	239	61,639.05	159	55,114.10	1,378	554,733.30	1,418	488,137.14
ELECTRICAL	73	8,218.75	73	7,620.00	823	152,741.40	747	142,769.90
PLUMBING/MECHANICAL	123	21,590.25	126	14,249.60	1,344	161,893.11	1,221	140,856.96
FIRE ALARM /SPRINKLER SYSTEM	6	360.50	4	475.25	63	11,924.25	54	10,097.50
DEMOLITION	2	150.00	5	375.00	30	1,950.00	31	2,025.00
CODE ENFORCEMENT	5	412.50	-	-	12	1,087.50	6	600.00
SIGNS PERMITS	7	360.50	10	418.75	90	5,228.75	88	4,792.25
PENALTIES	7	952.01	8	481.50	57	7,363.51	55	6,666.50
EXTENSION FEES	14	1,050.00	6	450.00	39	2,925.00	30	2,250.00
INSPECTION FEES	1	75.00	3	225.00	13	1,125.00	14	1,200.00
MISC REVENUE	3	229.00	9	76.00	48	14,405.62	51	862.62
TOTAL	615	139,022.00	505	131,044.76	4,912	1,413,296.40	4,608	1,246,546.34

Mr Chris Kukulski
 City Manager
 PO Box 1230
 Bozeman MT 59771

Dear Mr Kukulski:

The following report is submitted to show the permits issued and fees charged for the month of April 2016. The list of building, plumbing and electrical permits are attached in addition to the monthly and yearly summary of housing and commercial building activity.

	2016		2015	
	No.	Fee	No.	Fee
Electrical Permits	73	8,218.75	73	7,620.00
Plumbing/Mechanical Permits	123	21,590.25	126	14,249.60
Moving Permits	-	-	-	-
Demolition Permits	2	150.00	5	375.00
Fire Alarm/Supression Systems	6	360.50	4	475.25
Inspection Fees	1	75.00	3	225.00
Sign Pemit	7	360.50	10	418.75
Code Enforcement	5	412.50	-	-
Penalty Fees	7	952.01	8	481.50
Plan Check Fees	239	61,639.05	159	55,114.10
Building Permits	135	43,984.44	102	51,559.56
SUB-TOTALS:	525	129,524.25	490	130,518.76
Other Bldg Div Rev.	3	229.00	9	76.00
Building Bond Fees				
Water Payback Fees				
New Water	46	1,455.47	39	11,492.40
New Sewer	47	945.00	40	840.00
Water/Sewer Inspection Fee	48	4,600.00	39	3,900.00
Water Renewal				
Sewer Renewal				
Eng. Maps/Prints/Docs	13	272.20	4	64.82
Floodplain Dev. Permits				
Storm Water Permit				
Degredation Permit	4	596.70	3	454.05
Street Cut Permits	4	200.00	4	200.00
Street/Alley Vacation Fees				
Cash-in-Lieu of Water Rights				
Other Eng. Misc. Rev.	1	522.60	3	301.25
Planning Docs/Maps				
Encroachment Permits	8	1,035.00		
Planning Reuse permit	1	125.00		
Planning Review Residential	45	2,250.00		
Planning Review Commercial	20	2,100.00		
Planning Review Signs				
Master Plan Amendment				
Street & Alley Vacation				
Improvements Agreement			2	800.00
Other Planning Div. Rev.	17	180.00	6	137.50
Zoning/Comm. Dev. Docs/Maps				
Deposits / Rent Chall Gardens				
Certificate of Appropriateness COA				
Zone Map/Code Amendments				
Pay-in-lieu of Parks			1	25.00
Planning & Zoning	57	282,657.84	44	37,301.64
Parade / Public Assembly Permit	4	355.00	1	35.00
Film Permit			1	30.00
Annexation Fees				
V & A - Appeals				
V & A - Variances				
Other Zoning/CD Rev/Sign Tag				
Planned Unit Development - PUD				
Street Impact Fees	42	183,246.50	45	435,803.65
Fire Impact Fees	46	25,738.95	45	23,498.37
Water Impact Fees	46	189,994.00	42	196,514.47
WasteWater Impact Fees	47	160,031.37	43	144,060.29
SUB-TOTAL:	499	856,534.63	371	855,534.44
TOTAL RECEIPTS:	1,024	986,058.88	861	986,053.20

Respectfully submitted,

Bob Risk
 Chief Building Official

April 2016 - Building Permits

DATE	PERMIT #	ADDRESS			OWNER	CONTRACTOR	PERMIT FEE	PLAN CHECK	SQ FOOT	VALUATION	DESCRIPTION
04/22/16	15 22976	3266	N	27TH	CATTAIL INVESTMENTS I LLC	J & K CONTRACTORS, INC	181.00	204.64	962	52,006.00	COMM OTHER NON-RESIDENTIAL BLD
04/22/16	15 23122	3266	N	27TH	CATTAIL INVESTMENTS I LLC	J & K CONTRACTORS, INC	181.00	204.64	962	52,006.00	COMM OTHER NON-RESIDENTIAL BLD
04/22/16	15 23123	3266	N	27TH	CATTAIL INVESTMENTS I LLC	J & K CONTRACTORS, INC	181.00	204.64	962	52,006.00	COMM OTHER NON-RESIDENTIAL BLD
							543.00	613.92	2,886	156,018.00	
04/22/16	14 20402	1221		DURSTON	GALLATIN COUNTY	BATTLE RIDGE BUILDERS	31.25	883.36	2,568	319,673.00	COMM ADDITION
04/05/16	16 23354	915		HIGHLAND	BOZEMAN DEACONESS HOSPITAL	MARTEL CONSTRUCTION, INC	2,130.50	3,466.46	3,984	1,650,000.00	COMM ALTERATION
04/12/16	16 23589	2610	W	MAIN	W END PROF CNTR %PETER MCGEE	SMC, LLC	132.00	120.58	4,043	15,000.00	COMM ALTERATION
04/28/16	16 23599	2825	W	MAIN	GALLATIN MALL GROUP LLC	SPRINGFIELD CASEWORK	352.00	359.46	2,345	57,500.00	COMM ALTERATION
03/08/16	16 23298	14	S	TRACY	MASONIC TEMPLE	WALKER CONSTRUCTION	3,289.25	2,431.65	2,250	1,300,000.00	COMM TENANT IMPROVEMENT
03/14/16	15 22818	1919	W	MAIN	MONTANA CVS PHARMACY	LANGLAS & ASSOCIATES, INC	26.75	853.35	2,237	250,000.00	COMM TENANT IMPROVEMENT
03/14/16	16 23279	20	E	OLIVE	CITY OF BOZEMAN	R & R TAYLOR CONSTRUCTION, INC	638.75	-	22,275	150,000.00	COMM TENANT IMPROVEMENT
03/16/16	16 23326	611	E	MAIN	MTH PARTNERS		79.50	1,614.29	9,695	400,000.00	COMM TENANT IMPROVEMENT
03/18/16	16 23326	611	E	MAIN	MTH PARTNERS		79.50	1,614.29	9,695	400,000.00	COMM TENANT IMPROVEMENT
03/21/16	15 23193	4515		VALLEY COMMONS	BOARDWALK PROPERTIES INC	LANGLAS & ASSOCIATES, INC	42.00	473.25	2,363	89,000.00	COMM TENANT IMPROVEMENT
03/22/16	15 23199	726	N	7TH	JOSHINE LLC	TYMARC LLC	49.50	631.82	5,817	163,468.00	COMM TENANT IMPROVEMENT
03/22/16	16 23279	20	E	OLIVE	CITY OF BOZEMAN	R & R TAYLOR CONSTRUCTION, INC	49.50	-	22,275	150,000.00	COMM TENANT IMPROVEMENT
03/22/16	16 23370	867	S	29TH	MITCHELL DEVELOPMENT	GERANIOS ENTERPRISES INC.	264.00	333.45	1,293	64,000.00	COMM TENANT IMPROVEMENT
03/23/16	15 23135	915		HIGHLAND	BOZEMAN DEACONESS HOSPITAL	MARTEL CONSTRUCTION, INC	481.00	8,276.78	54,000	4,200,000.00	COMM TENANT IMPROVEMENT
03/28/16	16 23346	1122	W	MAIN	PALFFY, MARY F	KELLER CONSTRUCTION, INC.	1,326.25	1,497.28	3,341	400,000.00	COMM TENANT IMPROVEMENT
03/28/16	16 23379	18	E	MAIN	POWER BUILDING LLC	DICK ANDERSON CONSTRUCTION,INC	407.25	507.50	4,164	75,000.00	COMM TENANT IMPROVEMENT
03/31/16	15 23067	33	W	MAIN	DONALD G ELLIOT	BKS DESIGN AND BUILD LLC	26.75	1,381.91	1,492	300,000.00	COMM TENANT IMPROVEMENT
03/31/16	15 23192	4515		VALLEY COMMONS	BOARDWALK PROPERTIES INC	LANGLAS & ASSOCIATES, INC	49.50	608.55	2,873	114,460.00	COMM TENANT IMPROVEMENT
04/01/16	16 23607	1123		RESEARCH	Derham, Dennis	YELLOWSTONE TRADITIONS, INC	57.00	37.05	-	20,000.00	COMM TENANT IMPROVEMENT
04/04/16	15 22546	34	N	BOZEMAN	NEISHABOURI, JALAL	QUAZU, LLC / DANEIL ABBOTT	136.25	307.15	-	40,000.00	COMM TENANT IMPROVEMENT
04/04/16	16 23424	300	N	WILLSON	VIOLICH, PAUL A TRUST 90% INT	HEMMINGER CONSTRUCTION	472.25	381.06	1,400	95,000.00	COMM TENANT IMPROVEMENT
04/06/16	16 23450	612	W	GRIFFIN	JELLYSTONE PROPERTIES, LLC	GALLATIN VALLEY REMODELING &	278.25	311.52	2,400	40,000.00	COMM TENANT IMPROVEMENT
04/07/16	15 22739	981	S	29TH	KOHL'S ILLINOIS INC	ENGINEERED STRUCTURES INC	154.50	225.23	-	40,168.00	COMM TENANT IMPROVEMENT
04/07/16	15 23199	726	N	7TH	JOSHINE LLC	TYMARC LLC	132.00	631.82	5,817	163,468.00	COMM TENANT IMPROVEMENT
04/07/16	15 23243	708	N	ROUSE	NELSON MONTANA PROPERTY LLC	KNOBBY RIDGE BUILDERS LLC	72.00	816.56	-	75,000.00	COMM TENANT IMPROVEMENT
04/14/16	16 23374	855	S	29TH	MITCHELL DEVELOPMENT	MAINTENANCE SERVICES OF MT LLC	79.50	91.33	232	7,300.00	COMM TENANT IMPROVEMENT
04/18/16	16 23384	1707		GREEK	ALPHA DELTA ALUMNI ASSOC	BBG CONTRACTORS	2,285.50	2,290.12	12,806	770,000.00	COMM TENANT IMPROVEMENT
04/18/16	16 23573	13	S	WILLSON	DOWNTOWNER LLC	COZY CREEK CUSTOM	254.50	244.41	1,360	35,000.00	COMM TENANT IMPROVEMENT
04/21/16	15 23243	708	N	ROUSE	NELSON MONTANA PROPERTY LLC	KNOBBY RIDGE BUILDERS LLC	245.00	816.56	-	75,000.00	COMM TENANT IMPROVEMENT
04/25/16	15 23150	1805	W	OAK	BRIDGER PEAKS LLC	DICK ANDERSON CONSTRUCTION,INC	26.75	1,264.26	3,642	400,000.00	COMM TENANT IMPROVEMENT
04/25/16	16 23500	2307	W	MAIN	BRIDGER VILLAGE LLC	BRET NIEDENS GENERAL CONTRACTO	273.50	177.78	60	39,000.00	COMM TENANT IMPROVEMENT
04/27/16	16 23265	3980		VALLEY COMMONS	LAZY-E-BAR-9 CORPORAION	WOLOSZYN CONSTRUCTION, INC	42.00	44.69	-	2,200.00	COMM TENANT IMPROVEMENT
04/27/16	16 23266	3950		VALLEY COMMONS	LAZY-E-BAR-9 CORPORAION	WOLOSZYN CONSTRUCTION, INC	26.75	34.78	-	1,200.00	COMM TENANT IMPROVEMENT
04/27/16	16 23267	3970		VALLEY COMMONS	LAZY-E-BAR-9 CORPORAION	WOLOSZYN CONSTRUCTION, INC	42.00	44.69	-	2,200.00	COMM TENANT IMPROVEMENT
04/27/16	16 23268	3960		VALLEY COMMONS	LAZY-E-BAR-9 CORPORAION	WOLOSZYN CONSTRUCTION, INC	42.00	44.69	-	2,200.00	COMM TENANT IMPROVEMENT
04/04/16	16 23613	3205	W	BABCOCK	HARRINGTON, LEANN & JEFF	CORNERSTONE CONSTRUCTION LLC	26.75	-	-	1,600.00	COMMERCIAL REROOF
04/19/16	16 23687	1006	W	MAIN	1006 WEST MAIN LLC	ALL SEASONS ROOFING OF BOZEMAN	79.50	-	-	7,200.00	COMMERCIAL REROOF
04/21/16	16 23703	687		EMILY	BRIDGER PARTNERS	CAPEX ROOFING, LLC	162.00	-	-	18,394.00	COMMERCIAL REROOF
04/21/16	16 23704	611		EMILY	BRIDGER PARTNERS	CAPEX ROOFING, LLC	162.00	-	-	18,394.00	COMMERCIAL REROOF
04/21/16	16 23705	617		EMILY	BRIDGER PARTNERS	CAPEX ROOFING, LLC	162.00	-	-	18,394.00	COMMERCIAL REROOF
04/21/16	16 23706	621		EMILY	BRIDGER PARTNERS	CAPEX ROOFING, LLC	162.00	-	-	18,394.00	COMMERCIAL REROOF
04/21/16	16 23707	627		EMILY	BRIDGER PARTNERS	CAPEX ROOFING, LLC	162.00	-	-	18,394.00	COMMERCIAL REROOF
04/21/16	16 23708	631		EMILY	BRIDGER PARTNERS	CAPEX ROOFING, LLC	162.00	-	-	18,394.00	COMMERCIAL REROOF
04/21/16	16 23709	637		EMILY	BRIDGER PARTNERS	CAPEX ROOFING, LLC	162.00	-	-	18,394.00	COMMERCIAL REROOF
04/21/16	16 23710	667		EMILY	BRIDGER PARTNERS	CAPEX ROOFING, LLC	162.00	-	-	18,394.00	COMMERCIAL REROOF
04/21/16	16 23711	671		EMILY	BRIDGER PARTNERS	CAPEX ROOFING, LLC	162.00	-	-	18,394.00	COMMERCIAL REROOF
04/21/16	16 23712	681		EMILY	BRIDGER PARTNERS	CAPEX ROOFING, LLC	162.00	-	-	18,394.00	COMMERCIAL REROOF
04/21/16	16 23713	697		EMILY	BRIDGER PARTNERS	CAPEX ROOFING, LLC	162.00	-	-	18,394.00	COMMERCIAL REROOF
04/21/16	16 23714	651		EMILY	BRIDGER PARTNERS	CAPEX ROOFING, LLC	162.00	-	-	18,394.00	COMMERCIAL REROOF
							16,125.25	32,817.68	184,427	12,135,365.00	
04/07/16	15 23112	2270		BOOTHILL	CHASE SKOGEN	CHASE-SKOGEN HOMES, INC	391.00	-	15,400	69,682.00	FIRE PROTECTION SYSTEMS PERMIT
04/11/16	15 22580	230		WATER LILY	NORTON RANCH HOMES LLC	NORTON RANCH HOMES, LLC	302.00	-	16,592	45,000.00	FIRE PROTECTION SYSTEMS PERMIT

DATE	PERMIT #	ADDRESS			OWNER	CONTRACTOR	PERMIT FEE	PLAN CHECK	SQ FOOT	VALUATION	DESCRIPTION
04/21/16	15 23016	1241	N	12TH	JEFFERSON CAPITAL PARTNERS LLC	ROTHERHAM CONSTRUCTION, INC	391.00	-	30,647	69,314.00	FIRE PROTECTION SYSTEMS PERMIT
04/21/16	15 23023	1233		MANZANITA	JEFFERSON CAPITAL PARTNERS LLC	ROTHERHAM CONSTRUCTION, INC	216.50	-	16,323	26,433.00	FIRE PROTECTION SYSTEMS PERMIT
04/21/16	15 23024	1236	N	14TH	JEFFERSON CAPITAL PARTNERS LLC	ROTHERHAM CONSTRUCTION, INC	332.50	-	27,918	51,700.00	FIRE PROTECTION SYSTEMS PERMIT
04/21/16	15 23033	1245	N	12TH	T.O.N.L.L.C., LLC	ROTHERHAM CONSTRUCTION, INC	273.50	-	19,274	38,944.00	FIRE PROTECTION SYSTEMS PERMIT
							1,906.50	1,906.50	126,154	301,073.00	
04/13/16	16 23655	13	S	WILLSON	DOWNTOWNER LLC	SMC, LLC	75.00	-	-	5,000.00	DEMOLITION PERMIT
04/18/16	16 23674	2825	W	MAIN	GALLATIN MALL GROUP LLC	TRUITT CONSTRUCTION LLC	75.00	-	-	20,000.00	DEMOLITION PERMIT
							150.00	-	-	25,000.00	
04/04/16	16 23534	33	W	MAIN	KURUCZ, JONNA STILES	BKS DESIGN AND BUILD LLC	42.00	27.30	35	3,000.00	SIGN PERMIT
04/13/16	16 23325	712	W	MAIN	712 WEST LLC	SIGNS OF MONTANA	26.75	17.39	-	1,500.00	SIGN PERMIT
04/14/16	16 23462	34	N	BOZEMAN	NEISHABOURI, JALAL	CSG MEDIA LLC	26.75	17.39	32	800.00	SIGN PERMIT
04/19/16	16 23481	1910	N	22ND	THOMSON, RICHARD	SIGNS OF MONTANA	26.75	17.39	41	508.00	SIGN PERMIT
04/21/16	15 23099	2905	W	MAIN	RUSSELL KLARE	SIGNS OF MONTANA	49.50	32.18	-	3,500.00	SIGN PERMIT
04/21/16	16 23590	1122	W	MAIN	BURGER KING CORP #2195	SIGNS OF MONTANA	162.00	105.30	-	18,250.00	SIGN PERMIT
04/22/16	15 23047	1001	W	OAK	TANGE FAMILY LLC	TREASURE STATE SIGNS	26.75	34.78	-	300.00	SIGN PERMIT
							360.50	251.73	108	27,858.00	
04/06/16	16 23420	5473		GLENKIRK	LAUREL PARK DEVELOPMENT LLC	GREAT WESTERN INVESTMENTS LLC	1,054.00	1,252.81	3,724	434,313.00	RES DUPLEX (2 UNITS)
04/13/16	15 23211	1072		ROSA	ROSA CONSTRUCTION	ROSA CONSTRUCTION, INC	735.00	874.58	3,160	334,739.00	RES DUPLEX (2 UNITS)
04/20/16	16 23421	5488		GLENKIRK	LAUREL PARK DEVELOPMENT LLC	GREAT WESTERN INVESTMENTS LLC	1,054.00	1,252.81	3,724	434,313.00	RES DUPLEX (2 UNITS)
04/22/16	16 23428	960		ROSA	VELOCITY DEVELOPMENT LLC	TRIPLE MT CONSTRUCTION	817.75	990.19	3,400	360,162.00	RES DUPLEX (2 UNITS)
04/26/16	15 22626	5157		DRAGON FLY	NORTON PROPERTIES LLC	NORTON RANCH HOMES, LLC	996.00	1,160.11	4,494	402,811.00	RES DUPLEX (2 UNITS)
04/07/16	16 23464	622	S	GRAND	RYDELL, ROBERT W & CAROL H	RENAISSANCE RENOVATIONS LLC	230.75	177.29	396	30,000.00	RES GARAGES & CARPORTS
04/13/16	15 23214	1072		ROSA	ROSA CONSTRUCTION	ROSA CONSTRUCTION, INC	108.00	117.39	572	22,783.00	RES GARAGES & CARPORTS
04/18/16	16 23429	960		ROSA	VELOCITY DEVELOPMENT LLC	TRIPLE MT CONSTRUCTION	187.00	190.53	996	39,671.00	RES GARAGES & CARPORTS
04/27/16	16 23317	3347		BLACKBIRD	STORY, ERIC & LISA JOHNSON	ARCHER CONSTRUCTION/REMODELING	113.00	210.91	600	23,898.00	RES GARAGES & CARPORTS
04/29/16	16 23732	430	E	LINCOLN	EVANS MCRAY & DELONE REVOCABLE	PORTER WORKS	771.75	585.53	1,600	37,639.00	RES MOBILE / MODULAR HOME ON LOT
04/06/16	16 23308	3444		MONIDA	KEYS, JOSEPH & JESSICA T	NORTHERN RANGE GENERAL CONTRAC	948.00	1,149.80	3,450	396,168.00	RES SINGLE FAMILY DWELLING
04/07/16	16 23435	3419		TSCHACHE	ICCL LLC	ROI LLC	547.00	676.13	1,605	206,701.00	RES SINGLE FAMILY DWELLING
04/12/16	15 22451	3528		BROADWATER	SCOTT WALKER	WALKER CONSTRUCTION	604.75	758.85	2,585	239,127.00	RES SINGLE FAMILY DWELLING
04/12/16	16 23509	2427		CREE	BLAKE HERZOG	FRANKLIN BUILDERS	738.00	891.98	3,303	302,295.00	RES SINGLE FAMILY DWELLING
04/14/16	16 23519	3618		LOLO	SKOGEN, ALLAN	CHASE-SKOGEN HOMES, INC	433.00	551.07	1,938	177,332.00	RES SINGLE FAMILY DWELLING
04/14/16	16 23520	3576		LOLO	SKOGEN, ALLAN	CHASE-SKOGEN HOMES, INC	433.00	551.07	2,381	177,332.00	RES SINGLE FAMILY DWELLING
04/18/16	15 22589	2909		AUTUMN GROVE	LAKE DAVIS	DAVIS DEVELOPMENT LLC	697.00	815.01	3,147	281,010.00	RES SINGLE FAMILY DWELLING
04/18/16	15 22591	2994		TSCHACHE	LAKE DAVIS	DAVIS DEVELOPMENT LLC	697.00	815.01	3,147	281,010.00	RES SINGLE FAMILY DWELLING
04/19/16	16 23513	2234		POWDER PARK	COURBROUGH III, ANDREW	COUBROUGH CONSTRUCTION INC	1,164.00	1,465.00	4,826	440,559.00	RES SINGLE FAMILY DWELLING
04/19/16	16 23582	2481		THOROUGHbred	FULTON, ERIC	SWIFTCURRENT BUILDERS LLC	858.00	973.82	3,852	350,800.00	RES SINGLE FAMILY DWELLING
04/20/16	16 23507	174		ARCADIA	HALSE FAMILY HOLDINGS LLC	EBBIGHAUSEN HOMES INC	763.00	1,076.00	3,389	320,196.00	RES SINGLE FAMILY DWELLING
04/20/16	16 23569	5392		DELFT	3H ENTERPRISE LLC	3H ENTERPRISE	577.00	694.15	2,086	240,327.00	RES SINGLE FAMILY DWELLING
04/21/16	16 23387	1290		MANZANITA	STEWART ENTERPRISES INC	STEWART ENTERPRISES INC	455.00	615.32	2,050	184,107.00	RES SINGLE FAMILY DWELLING
04/21/16	16 23418	3424		TSCHACHE	HOLYOKE V INC	MOUNTAIN HIGH HOMES INC	741.00	855.75	2,595	303,964.00	RES SINGLE FAMILY DWELLING
04/21/16	16 23419	3378	S	22ND	SOUTHBRIDGE DEVELOPMENT LLC	MOUNTAIN HIGH HOMES INC	492.00	610.58	1,704	200,619.00	RES SINGLE FAMILY DWELLING
04/21/16	16 23453	3390	S	22ND	SOUTHBRIDGE DEVELOPMENT LLC	MOUNTAIN HIGH HOMES INC	492.00	605.70	1,704	200,619.00	RES SINGLE FAMILY DWELLING
04/21/16	16 23454	3402	S	22ND	SOUTHBRIDGE DEVELOPMENT LLC	MOUNTAIN HIGH HOMES INC	492.00	605.70	1,704	200,619.00	RES SINGLE FAMILY DWELLING
04/21/16	16 23456	3414	S	22ND	SOUTHBRIDGE DEVELOPMENT LLC	MOUNTAIN HIGH HOMES INC	492.00	605.70	1,704	200,619.00	RES SINGLE FAMILY DWELLING
04/21/16	16 23487	3390		LOLO	ICCL LLC	KIRCHHOFF CONSTRUCTION	866.00	947.11	2,448	211,987.00	RES SINGLE FAMILY DWELLING
04/21/16	16 23548	4190		SUNSTONE	FLANDERS MILL LLC	ZACH WERMERS CONSTRUCTION	693.00	825.94	2,363	280,624.00	RES SINGLE FAMILY DWELLING
04/22/16	16 23455	3403	S	21ST	SOUTHBRIDGE DEVELOPMENT LLC	ALPENGLow HOMES INC	492.00	605.70	1,704	200,619.00	RES SINGLE FAMILY DWELLING
04/22/16	16 23482	4552		MCCAFFERTY	DAYHOFF, ERIK & NATA	JQ CONCEPTS	978.00	1,080.06	4,305	420,930.00	RES SINGLE FAMILY DWELLING
04/22/16	16 23492	3017		TSCHACHE	ROI LLC	ROI LLC	461.00	586.74	1,578	187,098.00	RES SINGLE FAMILY DWELLING
04/22/16	16 23516	4480		SHADOWGLEN	RIZING CONSTRUCTION INC	RIZING CONSTRUCTION INC.	551.00	791.96	2,460	228,530.00	RES SINGLE FAMILY DWELLING
04/22/16	16 23586	5467		WESTMORLAND	THE LAKES AT VALLEY W BOZEMAN	ROI LLC	553.00	681.69	1,985	229,589.00	RES SINGLE FAMILY DWELLING
04/25/16	16 23451	3379	S	21ST	SOUTHBRIDGE DEVELOPMENT LLC	ALPENGLow HOMES INC	492.00	605.70	1,704	200,619.00	RES SINGLE FAMILY DWELLING
04/25/16	16 23452	3391	S	21ST	SOUTHBRIDGE DEVELOPMENT LLC	ALPENGLow HOMES INC	492.00	605.70	1,704	200,619.00	RES SINGLE FAMILY DWELLING
04/25/16	16 23478	4557		EQUESTRIAN	ST CUSTOM HOMES LLC	ST CUSTOM HOMES LLC	790.00	988.86	2,707	320,648.00	RES SINGLE FAMILY DWELLING
04/26/16	16 23295	1435		KENYON	KAY, JANE C & EUGENE A	CHASE-SKOGEN HOMES, INC	537.00	647.36	2,400	222,504.00	RES SINGLE FAMILY DWELLING
04/26/16	16 23310	3347		BLACKBIRD	STORY, ERIC & LISA JOHNSON	ARCHER CONSTRUCTION/REMODELING	552.00	939.45	2,370	251,054.00	RES SINGLE FAMILY DWELLING

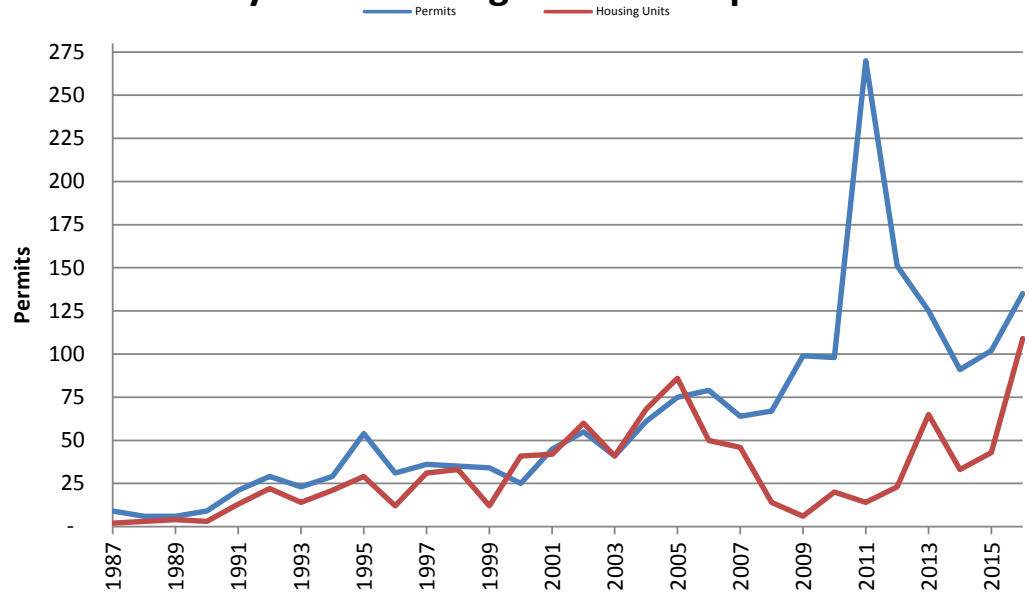
DATE	PERMIT #	ADDRESS	OWNER	CONTRACTOR	PERMIT FEE	PLAN CHECK	SQ FOOT	VALUATION	DESCRIPTION
04/27/16	15 23036	107 VALLEYFIRE	NORTON RANCH HOMES LLC	NORTON RANCH HOMES, LLC	442.00	512.25	2,004	175,202.00	RES SINGLE FAMILY DWELLING
04/28/16	16 23476	2442 CREE	RASMUSSEN CONSTRUCTION INC	RASMUSSEN CONSTRUCTION INC	810.00	1,012.26	2,899	345,056.00	RES SINGLE FAMILY DWELLING
04/28/16	16 23477	1704 N HUNTERS	MAHAR MONTANA HOMES LLC	ROSET AND ASSOCIATES INC	435.00	513.93	1,969	174,138.00	RES SINGLE FAMILY DWELLING
04/28/16	16 23530	3480 LEMHI TRAIL	JODER CONSTRUCTION	JODER CONSTRUCTION	632.00	710.96	2,836	258,246.00	RES SINGLE FAMILY DWELLING
04/19/16	16 23376	890 ROSA	SHANE COLLINS CONSTRUCTION INC	SHANE COLLINS CONSTRUCTION INC	546.00	660.58	1,915	223,966.00	RES TOWNHOUSE (ATTACHED SFD)
04/19/16	16 23377	896 ROSA	SHANE COLLINS CONSTRUCTION INC	SHANE COLLINS CONSTRUCTION INC	637.00	754.59	2,314	265,834.00	RES TOWNHOUSE (ATTACHED SFD)
04/22/16	15 22973	3266 N 27TH	CATTAIL INVESTMENTS I LLC	J & K CONTRACTORS, INC	2,188.00	3,416.38	9,408	927,441.00	RES 5+ UNITS
04/22/16	15 22974	3234 N 27TH	CATTAIL INVESTMENTS I LLC	J & K CONTRACTORS, INC	2,188.00	3,416.38	9,408	927,441.00	RES 5+ UNITS
04/22/16	15 22975	3230 N 27TH	CATTAIL INVESTMENTS I LLC	J & K CONTRACTORS, INC	2,188.00	3,416.38	9,408	927,441.00	RES 5+ UNITS
					39,657.00	47,258.73	376,849	14,641,499.00	
04/05/16	16 23440	522 W COLLEGE	RAMSETH, MARK R & CAROL L	PINNACLE CONSTRUCTION, INC	587.75	566.16	1,250	132,413.00	RES ADDITION
04/05/16	16 23617	129 W MAIN	T & ME LLC	OWNER IS GENERAL	101.70	-	725	-	RES ALTERATION
04/07/16	16 23495	507 N IDA	M5 MONTANA LLC	CORNERSTONE WORKS	132.00	120.58	700	15,000.00	RES ALTERATION
04/11/16	16 23416	2214 ANDALUSIAN	REPSCHER, F JAESON & TRACI L	FHG CONSTRUCTION	273.50	264.56	1,300	38,500.00	RES ALTERATION
04/11/16	16 23531	2702 LANGOHR	BECKEN-GADDO, ANTHONY JOSEPH	MOTIF CONSTRUCTION LLC	42.00	27.30	30	2,500.00	RES ALTERATION
04/14/16	16 23386	507 IVAN	TURNQUIST, SIDNEY	DAN MOTT CONSTRUCTION	230.75	246.35	950	30,000.00	RES ALTERATION
04/15/16	16 23560	109 N 9TH	OSBORNE CHARLES R & LOIS M	MONTANA CONSTRUCTION WORKS	132.00	162.67	90	15,000.00	RES ALTERATION
04/22/16	16 23439	3231 SUMMERSET	BUTLER, PAUL & KATHLEEN	COZY CREEK CUSTOM	79.50	86.46	476	7,800.00	RES ALTERATION
04/22/16	16 23591	1515 W KOCH	ELLIOTT, PETER & KIM	DIAMOND F HOME INSPECTION	847.75	696.32	2,000	225,800.00	RES ALTERATION
04/25/16	16 23497	507 N IDA	M5 MONTANA LLC	CORNERSTONE WORKS	132.00	120.58	700	15,000.00	RES ALTERATION
04/26/16	16 23525	20 E BEALL	BLOCK M LLC	MOBILITY CONCEPTS OF IDAHO	245.00	176.64	-	33,000.00	RES ALTERATION
04/27/16	16 23474	531 LEXINGTON	PEACE, RODERICK & SVETLANA	PENNY LANE HOME BUILDERS LLC	230.75	213.04	600	30,000.00	RES ALTERATION
04/27/16	16 23597	1026 E OLIVE	HILLES,RICHARD J & ELIZABETH M	KANE CARPENTRY & REMODELING LL	169.50	149.83	1,900	20,000.00	RES ALTERATION
04/07/16	16 23629	113 E STORY	CORBROUGH, CHRISTINE D	COUBROUGH CONSTRUCTION INC	42.00	-	-	3,000.00	RESIDENTIAL REROOF
04/19/16	16 23678	306 E STORY	MAJXNER, ROBERT J & SUSAN M	OWNER IS GENERAL	26.75	-	-	2,000.00	RESIDENTIAL REROOF
04/27/16	16 23731	509 S 4TH	SCHROEDER, MARLA-KAY K	SICKLER RESIDENTIAL ROOFING	49.50	-	-	3,985.00	RESIDENTIAL REROOF
04/28/16	16 23744	4522 E GRAF	ROSS, DAVID & MELISSA	ROSET AND ASSOCIATES INC	87.00	-	-	9,000.00	RESIDENTIAL REROOF
04/19/16	16 23649	609 S 6TH	KERIN, RICHARD & MARY FROST	SLEV INC	57.00	37.05	-	4,500.00	WINDOW REPLACEMENT PERMIT
04/19/16	16 23658	407 N CHURCH	NOONAN, ELIZABETH	HARMONY HANDIWORKS	72.00	46.80	-	6,500.00	WINDOW REPLACEMENT PERMIT
April 2016: 135 Permits; 109 New Housing Units: \$27,880,811.00 Valuation					3,538.45	2,914.34	10,721	593,998.00	
April 2015: 102 Permits; 43 New Housing Units: \$20,821,951.00 Valuation					62,280.70	85,762.90	701,145	27,880,811.00	

Month of April

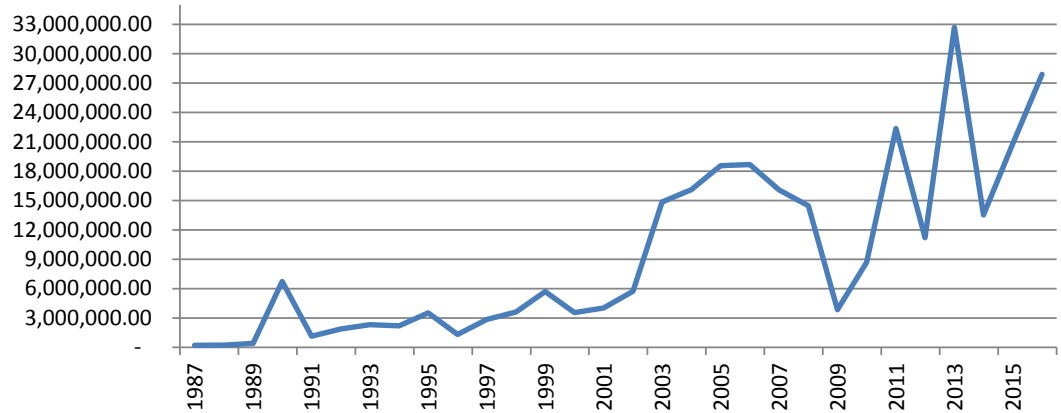
THIRTY YEAR BUILDING PERMIT COMPARISON

Apr-16	Housing		Fiscal YTD		
	Permits	Units	Valuation	Permits	Units
2016	135	109	27,880,811.00	809	511
2015	102	43	20,821,951.00	894	615
2014	91	33	13,536,262.00	625	292
2013	125	65	32,693,783.00	477	241
2012	151	23	11,210,625.00	420	223
2011	270	14	22,347,612.00	1,783	189
2010	98	20	8,659,805.00	3,072	206
2009	99	6	3,861,156.00	1,274	180
2008	67	14	14,475,650.00	1,044	249
2007	64	46	16,094,245.00	900	758
2006	79	50	18,676,979.00	832	670
2005	75	86	18,558,581.00	893	954
2004	61	68	16,112,357.00	964	879
2003	41	41	14,860,019.00	853	614
2002	55	60	5,734,666.00	806	526
2001	45	42	4,009,425.00	682	422
2000	25	41	3,554,059.00	629	415
1999	34	12	5,699,393.00	672	546
1998	35	33	3,617,603.00	736	423
1997	36	31	2,843,423.00	787	309
1996	31	12	1,318,553.00	757	454
1995	54	29	3,536,645.00	736	474
1994	29	21	2,210,391.00	493	323
1993	23	14	2,317,422.00	533	339
1992	29	22	1,864,515.00	442	231
1991	21	13	1,151,439.00	340	215
1990	9	3	6,731,478.00	229	106
1989	6	4	417,420.00	166	80
1988	6	3	241,560.00	137	47
1987	9	2	208,800.00	190	48

Thirty Year Building Permit Comparison



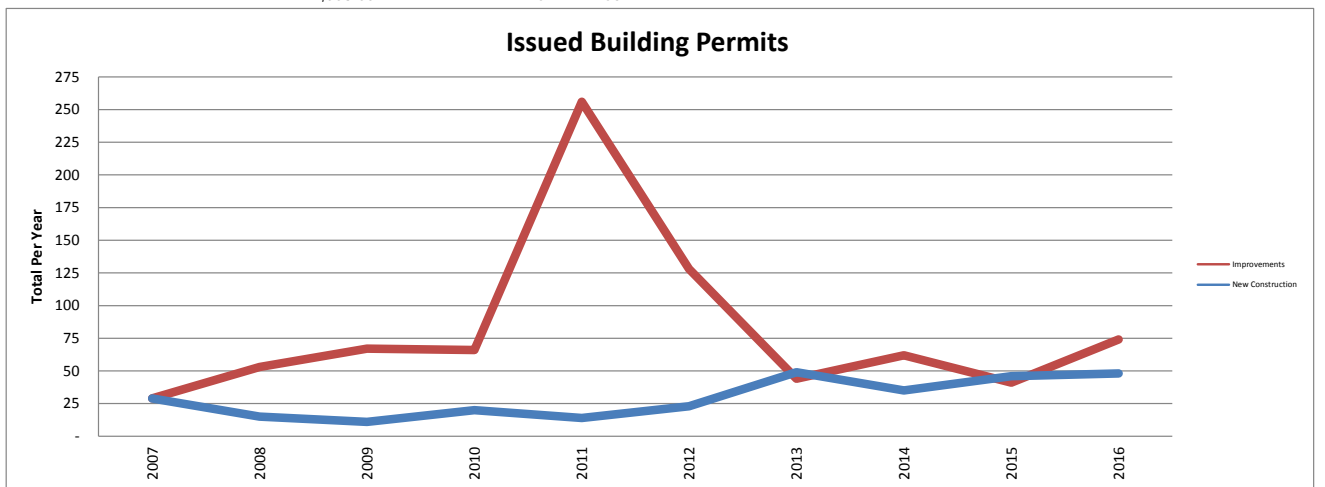
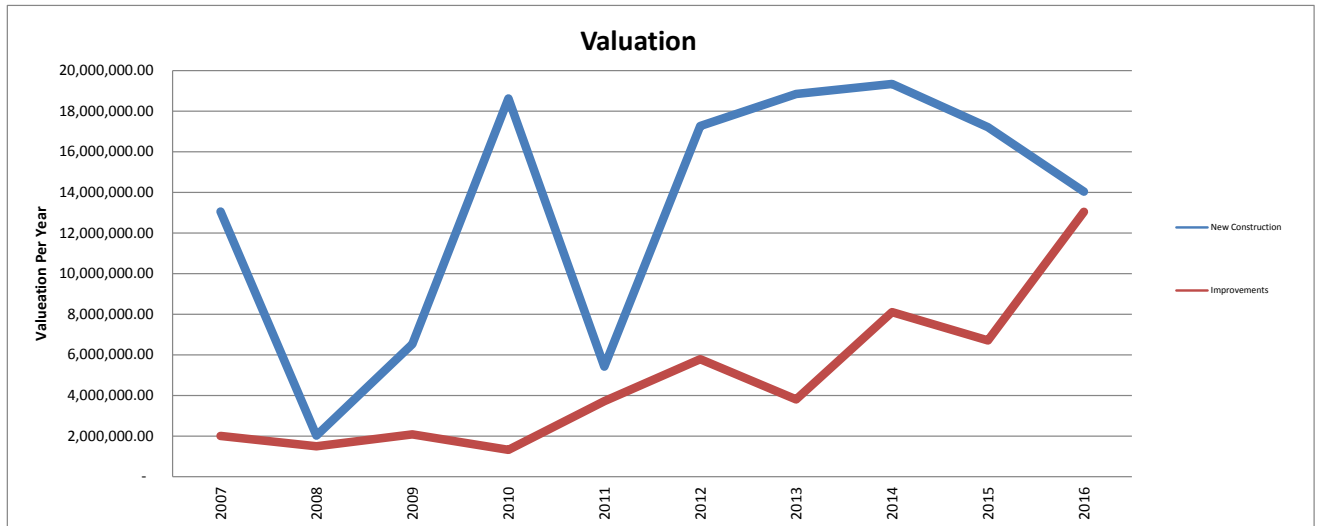
Valuations



**SINGLE MONTH COMPARISON FOR 10 YEAR BUILDING PERMITS
BUILDING DEPARTMENT -- CITY OF BOZEMAN**

	Apr-16		Apr-15		Apr-14		Apr-13		Apr-12	
	BP\U	Valuation	BP\U	Valuation	BP\U	Valuation	BP\U	Valuation	BP\U	Valuation
New Construction										
Single Family	35	8,648,506.00	32	9,093,345.00	25	259,213.12	44	10,751,583.00	21	5,063,022.00
Multi Family	3	2,782,323.00	1	711,042.00			1	725,461.00		
Duplex	5	1,966,338.00	1	343,554.00			2	774,322.00		
Townhomes	2	489,800.00			8	1,640,026.00	14	2,291,264.00	2	361,262.00
Commercial	3	156,018.00	7	6,121,662.00	2	2,763,887.00	4	4,425,088.00		
Other			5	315,841.00						
SUB-TOTAL	48	14,042,985.00	46	16,585,444.00	35	11,236,740.00	49	17,271,619.00	23	5,424,284.00
Improvements										
Residential	19	608,998.00	14	2,823,585.00	27	856,613.00	23	514,792.00	81	1,546,214.00
Commercial	49	12,135,365.00	23	3,831,054.00	15	1,867,321.00	21	3,288,733.00	35	4,093,313.00
Fire Supression Systems	6	301,073.00	4	55,825.00	2	58,385.00			5	118,271.00
Other									7	28,543.00
SUB-TOTAL	74	13,045,436.00	41	6,710,464.00	62	8,105,862.50	44	3,803,525.00	128	5,786,341.00
TOTAL PERMITS	122	27,088,421.00	87	23,295,908.00	64	19,342,602.50	93	21,075,144.00	151	11,210,625.00

	Apr-11		Apr-10		Apr-09		Apr-08		Apr-07	
	BP\U	Valuation	BP\U	Valuation	BP\U	Valuation	BP\U	Valuation	BP\U	Valuation
New Construction										
Single Family	10	2,382,753.00	16	3,089,110.00	4	1,098,954.00	10	2,455,121.00	16	3,370,158.00
Multi Family	1	256,845.00					1	552,452.00	6	1,948,245.00
Duplex			2	932,738.00					1	278,112.00
Townhomes					2	264,328.00			1	824,678.00
Commercial	3	15,989,648.00	2	2,502,673.00	5	660,734.00	3	9,966,487.00	5	7,608,985.00
Other							1	80,464.00		
SUB-TOTAL	14	18,629,246.00	20	6,524,521.00	11	2,024,016.00	15	13,054,524.00	29	14,030,178.00
Improvements										
Residential	185	1,653,406.00	51	965,682.00	56	709,720.00	14	686,997.00	14	413,199.00
Commercial	61	1,849,029.00	17	1,021,177.00	16	283,285.00	11	547,390.00	10	1,484,100.00
Fire Supression Systems	2	20,956.00	6	54,045.00	12	652,635.00	12	173,953.00	4	103,306.00
Other	8	194,975.00	4	94,380.00	4	191,500.00	16	93,250.00	1	6,374.00
SUB-TOTAL	256	3,718,366.00	66	1,322,143.00	67	2,081,515.00	53	1,501,590.00	29	2,006,979.00
TOTAL PERMITS	270	22,347,612.00	92	8,221,489.00	97	11,785,480.00	68	14,556,114.00	58	16,037,157.00



IMPACT FEES CALENDAR YEAR 2016

MONTH	STREET	FIRE	WATER	WW	MONTHLY	YTD
January	133,563.01	11,057.84	59,535.64	39,011.27	243,167.76	243,167.76
February	530,604.99	17,671.46	474,498.20	142,742.68	1,165,517.33	1,408,685.09
March	375,788.74	39,261.97	160,380.58	103,767.43	679,198.72	2,087,883.81
April	183,246.50	25,738.95	189,994.00	160,031.37	559,010.82	2,767,082.53
May					-	
June					-	
July					-	
August					-	
September					-	
October					-	
November					-	
December					-	

BUILDING REVENUE, FISCAL YEAR 2016

MONTH	BUILDING	PLAN REVIEW	ELECTRIC	MECHANICAL/ PLUMBING	Fire Alarm/ Suppression	Penalty/ Other Fees	Monthly	FISCAL YTD
June 2016							-	
May 2016							-	
April 2016	43,984.44	61,639.05	8,218.75	21,590.25	360.50	3,229.01	139,022.00	1,357,901.69
March 2016	59,205.62	60,071.21	9,372.75	13,695.50	1,941.50	14,486.25	158,772.83	1,218,879.69
February 2016	34,266.15	57,135.78	12,679.74	17,854.50	1,901.50	2,155.75	125,993.42	1,060,106.86
January 2016	24,113.88	24,821.53	8,528.00	14,847.20	273.00	972.50	73,556.11	934,113.44
December 2015	75,390.40	47,622.31	5,158.15	11,699.80	1,633.50	1,844.25	143,348.41	860,557.33
November 2015	59,558.31	36,446.76	8,369.50	6,961.25	354.00	2,210.50	113,900.32	717,208.92
October 2015	41,452.03	84,415.75	8,737.40	13,273.42	1,314.00	980.25	150,172.85	603,308.60
September 2015	70,289.00	80,567.28	7,663.75	11,101.91	1,240.75	2,133.00	172,995.69	453,135.75
August 2015	32,452.03	70,922.81	9,690.75	14,477.75	1,369.75	1,399.00	130,312.09	280,140.06
July 2015	47,455.23	73,865.49	11,127.25	16,021.50	148.50	1,210.00	149,827.97	149,827.97

Figures are for April-16	Housing Starts			Remodels & Additions (includes fences, garages & reroofs)			
	Permits	Valuation	Sq Footage		#	Valuation	
Single Family Residence	35	8,648,506.00	86,206	Residential	19	608,998.00	
Duplex - 10 Units	5	1,966,338.00	18,502	Commercial	49	12,135,365.00	
Multi-Plex - 72 Units	3	2,782,323.00	28,224				
Townhome	2	489,800.00	4,229				
Other	4	116,352.00	2,564				
Total New:	49	14,003,319	139,725	CITY	3	156,018.00	962
Total Fiscal Year:	256	72,036,365.00	760,347	Fiscal Total	20	43,742,703.00	76,255