

City of Bozeman



BUILDING INSPECTION DIVISION

BUILDING PERMIT REPORT

2016/FY 2017	Aug-2016		Aug-2015		FYTD as of August 2016		FYTD as of August 2015	
	THIS MONTH - FY2017		THIS MONTH - FY2016		FY TO DATE - FY2017		FY TO DATE - FY2016	
NEW CONSTRUCTION	NO	VALUATION	NO	VALUATION	NO.	VALUATION	NO	VALUATION
SINGLE FAMILY	43	9,962,874.00	24	5,921,919.00	49	12,766,843.00	25	6,844,924.00
DUPLEX	1	349,569.00	2	818,932.00	2	818,932.00	-	-
MULTI-FAMILY AUG UNITS - 7	1	745,315.00	1	486,387.00	3	6,088,886.00	2	5,602,499.00
FISCAL YEAR TOTAL UNITS - 62					-	62 Units	-	48 Units
MISC (GARAGE, SHED, ADU ETC.)	2	119,521.00	4	211,689.00	6	290,072.00	2	78,383.00
ASSEMBLY					2	135,044.00	2	135,044.00
BUSINESS					-	-		
EDUCATIONAL	1	247,500.00			-	-	-	-
FACTORY					-	-	-	-
HAZARDOUS					-	-	-	-
INSTITUTIONAL					-	-	-	-
MERCHANTILE					-	-	-	-
MOTEL/HOTEL					-	-	-	-
STORAGE / OTHER			4	2,363,520.00	7	3,373,956.00	3	1,010,436.00
TOTAL	48	11,424,779.00	35	9,802,447.00	69	23,473,733.00	34	13,671,286.00
ADDITION/REMODEL	NO.	VALUATION	NO.	VALUATION	NO.	VALUATION	NO.	VALUATION
RESIDENTIAL	21	844,122.00	18	804,210.00	50	1,387,474.00	37	1,371,765.00
COMMERCIAL	20	17,907,525.00	20	1,160,884.00	49	26,856,316.00	44	9,571,168.00
TOTAL	41	18,751,647.00	38	1,965,094.00	99	28,243,790.00	81	10,942,933.00
CONSTRUCTION VALUE								
REVENUE	NO	AMOUNT	NO	AMOUNT	NO	AMOUNT	NO	AMOUNT
BUILDING	119	60,139.32	90	32,452.03	239	125,238.34	183	79,907.26
PLAN CHECK	168	46,860.48	152	70,922.81	331	126,123.11	318	144,788.30
ELECTRICAL	100	12,220.45	112	9,690.75	207	26,040.45	196	20,818.00
PLUMBING/MECHANICAL	133	10,666.95	142	14,477.75	288	30,527.39	133	30,499.25
FIRE ALARM /SPRINKLER SYSTEM	23	2,187.50	8	1,369.75	25	2,353.75	4	1,567.75
DEMOLITION	-	-	3	225.00	-	-	1	300.00
CODE ENFORCEMENT	-	-	-	-	-	-	-	-
SIGNS PERMITS	7	514.50	6	380.25	10	670.25	11	832.75
PENALTIES	1	75.00	8	718.75	4	450.00	1	793.75
EXTENSION FEES	6	450.00	-	-	12	900.00	8	600.00
INSPECTION FEES	-	-	1	75.00	3	712.50	1	150.00
MISC REVENUE	1	84.00	2	7.50	3	110.00	2	15.00
TOTAL	558	133,198.20	524	130,319.59	1,122	313,125.79	858	280,272.06

Mr Chris Kukulski
 City Manager
 PO Box 1230
 Bozeman MT 59771

Dear Mr Kukulski:

The following report is submitted to show the permits issued and fees charged for the month of August 2016. The list of building, plumbing and electrical permits are attached in addition to the monthly and yearly summary of housing and commercial building activity.

	2016		2015	
	No.	Fee	No.	Fee
Electrical Permits	100	12,220.45	112	9,690.75
Plumbing/Mechanical Permits	133	10,666.95	142	14,477.75
Moving Permits	1	84.00	-	-
Demolition Permits	-	-	3	225.00
Fire Alarm/Supression Systems	23	2,187.50	8	1,369.75
Inspection Fees	-	-	1	75.00
Sign Pemit	7	514.50	6	380.25
Code Enforcement	-	-	-	-
Penalty Fees	1	75.00	8	718.75
Plan Check Fees	168	46,860.48	152	70,922.81
Building Permits	119	60,139.32	90	32,452.03
SUB-TOTALS:	452	120,527.75	522	130,312.09
Other Bldg Div Rev.	8	1,123.50	2	7.50
Building Bond Fees			2	4,000.00
New Water	39	12,553.99	30	9,270.63
New Sewer	41	861.00	28	588.00
Water/Sewer Inspection Fee	42	4,200.00	28	2,800.00
Eng. Maps/Prints/Docs			9	170.50
Floodplain Dev. Permits				
Storm Water Permit			2	258.75
Degradation Permit	2	148.05	2	100.00
Street Cut Permits	2	100.00		
Cash-in-Lieu of Water Rights				
Other Eng. Misc. Rev.	2	255.00	3	420.00
Planning Docs/Maps	16	567.66		
Encroachment Permits				
Planning Reuse permit			43	2,150.00
Planning Review Residential	38	1,900.00	24	2,520.00
Planning Review Commercial	15	1,575.00	7	875.00
Planning Review Signs	11	1,115.00	1	120.00
Business Licenses	65	2,507.50		
Master Plan Amendment				
Improvements Agreement				
Other Planning Div. Rev.	16	180.00		
Zoning/Comm. Dev. Docs/Maps			5	50.00
Deposits / Rent Chall Gardens				
Certificate of Appropriateness COA				
Zone Map/Code Amendments				
Pay-in-lieu of Parks	7	250.00		
Planning & Zoning	49	149,272.37	42	543,535.20
Parade / Public Assembly Permit	10	780.00	4	140.00
Film Permit	3	90.00		
Annexation Fees				
Other Zoning/CD Rev/Sign Tag				
Planned Unit Development - PUD				
Street Impact Fees	40	319,594.92	37	361,201.92
Fire Impact Fees	41	40,382.83	34	15,598.51
Water Impact Fees	39	179,245.47	33	97,029.57
WasteWater Impact Fees	39	91,553.83	33	61,022.98
SUB-TOTAL:	525	808,256.12	369	1,101,858.56
TOTAL RECEIPTS:	977	928,783.87	891	1,232,170.65

Respectfully submitted,

Bob Risk
 Chief Building Official

July 2016 - Building Permits										
DATE	PERMIT #		ADDRESS	OWNER	CONTRACTOR	PERMIT FEE	PLAN CHECK	SQ FOOT	VALUATION	DESCRIPTION
08/11/16	16 24232	0	MSU	MONTANA STATE UNIVERSITY	LANGLAS & ASSOCIATES, INC	357.00	877.04	1,980	247,500.00	COMM INSTITUTIONS & UNIVERSITIES
						357.00	877.04	1,980	247,500.00	
08/03/16	16 23809	114 N	ROUSE	BOZEMAN SCHOOL DISTRICT #7	DICK ANDERSON CONSTRUCTION,INC	84.00	6,226.02	12,480	1,587,206.00	COMM ADDITION
08/11/16	16 23912	600 W	KAGY	MONTANA STATE UNIVERSITY	JACKSON CONTRACTOR GROUP INC	5,650.00	7,193.69	20,395	2,593,836.00	COMM ADDITION
08/16/16	16 24074	325 N	25TH	UNITARIAN UNIV FELLOWSHIP	R & R TAYLOR CONSTRUCTION, INC	4,133.50	3,227.75	5,000	825,000.00	COMM ADDITION
08/17/16	16 23602	3525 S	3RD	BOZEMAN SCHOOL DISTRICT #7	MARTEL CONSTRUCTION, INC	332.50	5,016.14	12,000	1,526,160.00	COMM ADDITION
08/17/16	16 23809	114 N	ROUSE	BOZEMAN SCHOOL DISTRICT #7	DICK ANDERSON CONSTRUCTION,INC	278.25	6,226.02	12,480	1,587,206.00	COMM ADDITION
08/24/16	16 24120	3525 S	3RD	BOZEMAN SCHOOL DISTRICT #7	MARTEL CONSTRUCTION, INC	14,472.75	26,960.87	56,646	7,000,000.00	COMM ADDITION
08/16/16	16 23626	2825 W	MAIN	GALLATIN MALL GROUP LLC	DAVE SPITZER CONSTRUCTION	132.00	130.49	422	15,000.00	COMM ALTERATION
08/23/16	16 24059	701	FARMHOUSE	WESTERNS MT MENTAL CTR		685.50	745.08	812	219,787.00	COMM ALTERATION
08/31/16	16 24175	855 S	29TH	MITCHELL DEVELOPMENT	GDG CONSTRUCTION LLC	325.75	324.85	1,109	50,000.00	COMM ALTERATION
08/26/16	16 24163	0	MSU - LEON JOHNS	MONTANA STATE UNIVERSITY	MASTEC NETWORK SOLUTIONS	72.00	46.80	400	6,500.00	COMM TENANT IMPROVEMENT
08/09/16	16 24245	0	MSU - ANIMAL BIO	MONTANA STATE UNIVERSITY	SPRING CORPORATION	259.25	333.13	240	36,000.00	COMM TENANT IMPROVEMENT
08/11/16	16 23910	104 E	MAIN	ATLANTIC FINANCIAL GROUP LTD	MASTEC NETWORK SOLUTIONS	94.50	61.43	500	10,000.00	COMM TENANT IMPROVEMENT
08/12/16	16 24299	1184 N	15TH	WAYNE NEN	FHG CONSTRUCTION	26.75	17.39	-	1,000.00	COMM TENANT IMPROVEMENT
08/12/16	16 24316	3825	VALLEY COMMONS	777 PROPERTIES LLC	HJM CONSTRUCTION LLC	26.75	17.39	-	1,800.00	COMM TENANT IMPROVEMENT
08/16/16	16 24332	1510 N	19TH	MONTANA OPPORTUNITIES LLC	CS STRUCTURES INC	169.50	-	-	20,000.00	COMM TENANT IMPROVEMENT
08/17/16	15 22815	8645	HUFFINE	ROCKY MOUNTAIN CREDIT UNION	MOMENTUM INC.	124.50	2,795.10	13,400	605,000.00	COMM TENANT IMPROVEMENT
08/17/16	16 24177	2631 W	MAIN	STACHLOWSKI, SHARON	PEAK 15 LLC	358.50	321.76	1,696	60,000.00	COMM TENANT IMPROVEMENT
08/22/16	16 24049	901 N	BLACK	GALLATIN COUNTY FAIRGROUNDS	MARTEL CONSTRUCTION, INC	4,085.50	3,543.16	39,400	1,700,000.00	COMM TENANT IMPROVEMENT
08/30/16	16 24344	3810	VALLEY COMMONS		WOLOSZYN CONSTRUCTION, INC	132.00	122.85	1,630	15,000.00	COMM TENANT IMPROVEMENT
08/10/16	16 24300	402 E	MAIN	BAIDE, DONALD R	SICKLER ROOFING SERVICE	321.00	-	-	48,030.00	COMMERCIAL REROOF
						31,764.50	63,309.92	178,610	17,907,525.00	
08/25/16	16 24364	4255	KIMBERWICKE	BOZEMAN SCHOOL DISTRICT #7	SYSTEMS NORTHWEST, LLC	26.75	-	-	400.00	FIRE PROTECTION SYSTEMS PERMIT
08/25/16	16 24365	2435	ANNIE	BOZEMAN SCHOOL DISTRICT #7	SYSTEMS NORTHWEST, LLC	26.75	-	-	400.00	FIRE PROTECTION SYSTEMS PERMIT
08/25/16	16 24366	114 N	ROUSE	BOZEMAN SCHOOL DISTRICT #7	SYSTEMS NORTHWEST, LLC	26.75	-	-	400.00	FIRE PROTECTION SYSTEMS PERMIT
08/25/16	16 24367	205 N	11TH	BOZEMAN SCHOOL DISTRICT #7	SYSTEMS NORTHWEST, LLC	26.75	-	-	400.00	FIRE PROTECTION SYSTEMS PERMIT
08/25/16	16 24368	3600 W	BABCOCK	BOZEMAN SCHOOL DISTRICT #7	SYSTEMS NORTHWEST, LLC	26.75	-	-	400.00	FIRE PROTECTION SYSTEMS PERMIT
08/25/16	16 24369	611 S	8TH	BOZEMAN SCHOOL DISTRICT #7	SYSTEMS NORTHWEST, LLC	26.75	-	-	400.00	FIRE PROTECTION SYSTEMS PERMIT
08/25/16	16 24370	516 S	TRACY	BOZEMAN SCHOOL DISTRICT #7	SYSTEMS NORTHWEST, LLC	26.75	-	-	400.00	FIRE PROTECTION SYSTEMS PERMIT
08/25/16	16 24371	4415	DURSTON	BOZEMAN SCHOOL DISTRICT #7	SYSTEMS NORTHWEST, LLC	26.75	-	-	400.00	FIRE PROTECTION SYSTEMS PERMIT
08/25/16	16 24372	830 W	ARNOLD	BOZEMAN SCHOOL DISTRICT #7	SYSTEMS NORTHWEST, LLC	26.75	-	-	400.00	FIRE PROTECTION SYSTEMS PERMIT
08/25/16	16 24373	3525 S	3RD	BOZEMAN SCHOOL DISTRICT #7	SYSTEMS NORTHWEST, LLC	26.75	-	-	400.00	FIRE PROTECTION SYSTEMS PERMIT
08/25/16	16 24374	501 N	11TH	BOZEMAN SCHOOL DISTRICT #7	SYSTEMS NORTHWEST, LLC	26.75	-	-	400.00	FIRE PROTECTION SYSTEMS PERMIT
08/25/16	16 24375	915	HIGHLAND	BOZEMAN SCHOOL DISTRICT #7	SYSTEMS NORTHWEST, LLC	26.75	-	-	400.00	FIRE PROTECTION SYSTEMS PERMIT
08/25/16	16 24376	511 N	5TH	BOZEMAN SCHOOL DISTRICT #7	SYSTEMS NORTHWEST, LLC	26.75	-	-	400.00	FIRE PROTECTION SYSTEMS PERMIT
08/25/16	16 24377	404 W	MAIN	BOZEMAN SCHOOL DISTRICT #7	SYSTEMS NORTHWEST, LLC	26.75	-	-	400.00	FIRE PROTECTION SYSTEMS PERMIT
08/04/16	16 23848	4815	GOLDEN GATE	JESSE CHASE	CHASE-SKOGEN HOMES, INC	321.00	-	-	49,000.00	FIRE PROTECTION SYSTEMS PERMIT
08/04/16	16 23850	4825	GOLDEN GATE	CHASE SKOGEN	CHASE-SKOGEN HOMES, INC	378.00	-	-	66,000.00	FIRE PROTECTION SYSTEMS PERMIT
08/04/16	16 23856	4835	GOLDEN GATE	GOLDEN GATE PROPERTIES LLC	CHASE-SKOGEN HOMES, INC	245.00	-	-	33,000.00	FIRE PROTECTION SYSTEMS PERMIT
08/04/16	16 23857	4805	GOLDEN GATE	CHASE SKOGEN	CHASE-SKOGEN HOMES, INC	184.50	-	-	22,000.00	FIRE PROTECTION SYSTEMS PERMIT
08/04/16	16 23858	4845	GOLDEN GATE	CHASE SKOGEN	CHASE-SKOGEN HOMES, INC	184.50	-	-	22,000.00	FIRE PROTECTION SYSTEMS PERMIT
08/17/16	16 23506	2752	DURSTON	REACH INC	CS STRUCTURES INC	147.00	-	-	17,000.00	FIRE PROTECTION SYSTEMS PERMIT
08/18/16	15 22580	230	WATER LILY	NORTON RANCH HOMES LLC	NORTON RANCH HOMES, LLC	57.00	-	-	5,000.00	FIRE PROTECTION SYSTEMS PERMIT
08/22/16	16 23506	2752	DURSTON	REACH INC	CS STRUCTURES INC	79.50	-	-	8,000.00	FIRE PROTECTION SYSTEMS PERMIT
08/25/16	15 23022	1271	MANZANITA	JEFFERSON CAPITAL PARTNERS LLC	ROTHERHAM CONSTRUCTION, INC	216.50	-	-	27,000.00	FIRE PROTECTION SYSTEMS PERMIT
						2,187.50	-	-	254,600.00	
08/04/16	16 24160	964 N	FERGUSON	CITY OF BOZEMAN	OWNER IS GENERAL	42.00	27.30	11	2,500.00	SIGN PERMIT
08/09/16	16 24116	1007 W	MAIN		DZYN2 ARCHITECTS	42.00	27.30	38	3,000.00	SIGN PERMIT
08/10/16	16 24172	451 E	MAIN	GROTH, TERRY		57.00	37.05	1,250	5,000.00	SIGN PERMIT
08/25/16	16 24258	875	HARMON STREAM	BANK OF BOZEMAN	YESCO LLC	240.25	156.16	260	31,524.00	SIGN PERMIT
08/29/16	16 24253	1232 N	15TH	PT LAND	INK OUTSIDE THE BOX	26.75	17.39	12	974.00	SIGN PERMIT
08/29/16	16 24338	624 N	WALLACE	WACKAMOLEY LLC	DICK ANDERSON CONSTRUCTION,INC	42.00	27.30	2,500	2,500.00	SIGN PERMIT
08/29/16	16 24346	3970	VALLEY COMMONS	SHANNON & REED JONES, LLC	INK OUTSIDE THE BOX	64.50	41.93	-	6,900.00	SIGN PERMIT
						514.50	334.43	4,071	51,498.00	
08/11/16	16 23806	4464	BEMBRICK	STOHLMANN, ELIZABETH & ANDREW	ALPENGLow HOMES INC	244.00	297.75	1,184	82,877.00	RES ACCESSORY DWELLING UNIT
08/25/16	16 24082	1075	TWIN LAKES	STONERIDGE PROPERTIES LLC	ROSA CONSTRUCTION, INC	768.00	944.13	3,300	349,569.00	RES DUPLEX (2 UNITS)
08/25/16	16 23665	1075	TWIN LAKES	ROSA CONSTRUCTION INC	ROSA-JOHNSON CONSTRUCTION LLC	173.00	226.48	920	36,644.00	RES GARAGES & CARPORTS
08/10/16	16 23732	430 E	LINCOLN	EVANS MCRAY & DELONE REVOCABLE	PORTER WORKS	26.75	585.53	1,600	37,639.00	RES MOBILE / MODULAR HOME ON LOT
08/02/16	16 23951	3335 S	26TH	VELOCITY DEVELOPMENT LLC	VELOCITY DEVELOPMENTS	590.00	715.94	2,073	242,535.00	RES SINGLE FAMILY DWELLING
08/02/16	16 23953	3311 S	26TH	VELOCITY DEVELOPMENT LLC	VELOCITY DEVELOPMENTS	623.00	741.62	2,173	255,225.00	RES SINGLE FAMILY DWELLING
08/02/16	16 24050	3098	TSCHACHE	ROY, CAROLINE S	BUCHBAUER CONSTRUCTION	443.00	570.08	1,999	178,836.00	RES SINGLE FAMILY DWELLING
08/08/16	16 24057	2468	BLACKFEET	UPSLOPE CONSTRUCTION LLC	UPSLOPE CONSTRUCTION LLC	692.00	805.51	3,106	282,281.00	RES SINGLE FAMILY DWELLING
08/08/16	16 24091	2448	BLACKFEET	UPSLOPE CONSTRUCTION LLC	UPSLOPE CONSTRUCTION LLC	636.00	739.03	2,250	262,042.00	RES SINGLE FAMILY DWELLING
08/09/16	16 23772	3446	TSCHACHE	MOUNTAIN HIGH HOMES	MOUNTAIN HIGH HOMES INC	499.00	597.56	2,253	201,314.00	RES SINGLE FAMILY DWELLING
08/09/16	16 24027	1920	MARIAS	MT. VIEW HOMES INC	AARON MILLS CONSTRUCTION	521.00	598.44	1,816	213,001.00	RES SINGLE FAMILY DWELLING
08/11/16	16 23805	4464	BEMBRICK	STOHLMANN, ELIZABETH & ANDREW	ALPENGLow HOMES INC	708.00	922.70	3,044	316,731.00	RES SINGLE FAMILY DWELLING
08/11/16	16 24112	4608	MCCAFFERTY	SPRINGHILL CONSTRUCTION INC	SPRINGHILL CONSTRUCTION INC	576.00	683.47	2,602	231,078.00	RES SINGLE FAMILY DWELLING

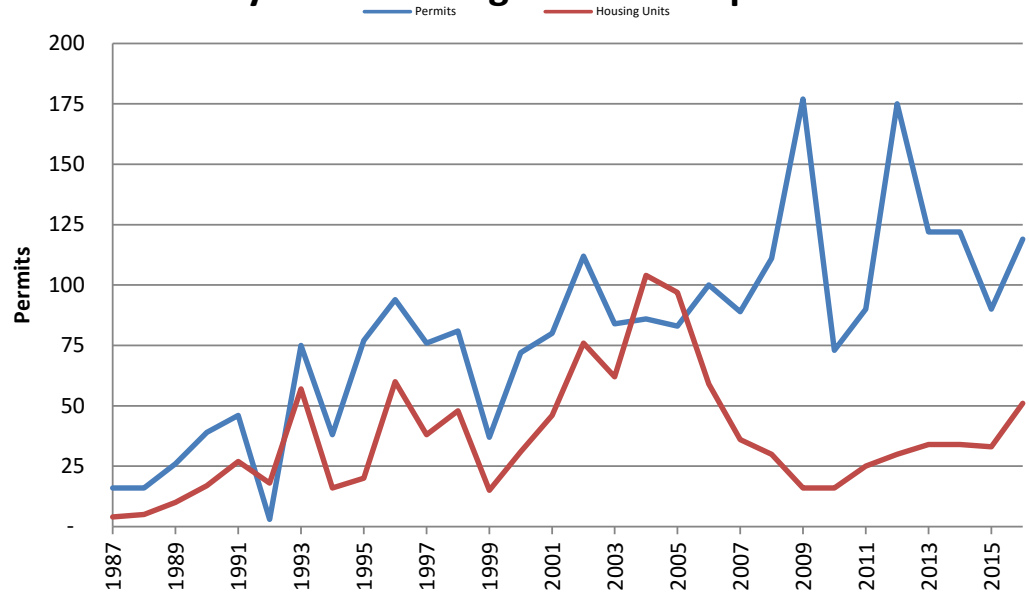
DATE	PERMIT #	ADDRESS	OWNER	CONTRACTOR	PERMIT FEE	PLAN CHECK	SQ FOOT	VALUATION	DESCRIPTION
08/12/16	15 23034	132 VALLEYFIRE	NORTON RANCH HOMES LLC	NORTON RANCH HOMES, LLC	510.00	584.73	2,285	210,124.00	RES SINGLE FAMILY DWELLING
08/12/16	15 23054	155 VALLEYFIRE	NORTON RANCH HOMES LLC	NORTON RANCH HOMES, LLC	538.00	614.34	2,410	220,920.00	RES SINGLE FAMILY DWELLING
08/12/16	16 23648	108 VALLEYFIRE	NORTON RANCH HOMES LLC	NORTON RANCH HOMES, LLC	480.00	589.71	1,674	196,167.00	RES SINGLE FAMILY DWELLING
08/12/16	16 24104	2061 BOYLAN	EBBIGHAUSEN HOMES	EBBIGHAUSEN HOMES INC	691.00	794.84	3,107	282,590.00	RES SINGLE FAMILY DWELLING
08/12/16	16 24189	1432 KENYON	BOZEMAN DEACONESS REAL ESTATE	CHASE-SKOGEN HOMES, INC	531.00	632.07	2,380	218,402.00	RES SINGLE FAMILY DWELLING
08/12/16	16 24193	2483 BLACKFEET	O'CONNOR, M CHRISTINE & MEGAN	CONSTRUCTIVE SOLUTIONS INC	546.00	777.58	2,445	225,883.00	RES SINGLE FAMILY DWELLING
08/15/16	16 23807	5460 VERMEER	THE LAKES AT VALLEY W BOZEMAN	ROI LLC	498.00	645.39	1,739	203,848.00	RES SINGLE FAMILY DWELLING
08/16/16	16 23920	1818 CHIPPEWA	RAMSAY, LAWRENCE S & MARCY L	GREEN MOUNTAIN ELECTRIC	703.00	879.07	2,648	293,699.00	RES SINGLE FAMILY DWELLING
08/17/16	16 24283	2378 RENEE	1441 VENTURES LLC	CUTBANK CONSTRUCTION LLC	326.00	422.74	1,451	136,519.00	RES SINGLE FAMILY DWELLING
08/17/16	16 24284	2386 RENEE	1441 VENTURES LLC	CUTBANK CONSTRUCTION LLC	326.00	422.74	1,451	136,519.00	RES SINGLE FAMILY DWELLING
08/19/16	16 23795	2427 ANDALUSIAN	BMW, LLC	BIGGERSTAFF CONSTRUCTION CO	841.00	1,045.84	3,000	347,981.00	RES SINGLE FAMILY DWELLING
08/19/16	16 24003	2421 RICHAU	EG CONSTRUCTION	E G CONSTRUCTION LLC	552.00	675.89	2,482	225,241.00	RES SINGLE FAMILY DWELLING
08/22/16	15 22439	3555 W BABCOCK	SCOTT WALKER	WALKER CONSTRUCTION	604.00	758.16	2,706	248,573.00	RES SINGLE FAMILY DWELLING
08/22/16	15 22453	3575 W BABCOCK	SCOTT WALKER	WALKER CONSTRUCTION	604.75	379.41	2,585	239,127.00	RES SINGLE FAMILY DWELLING
08/23/16	16 24190	1372 POST	BOZEMAN DEACONESS REAL ESTATE	CHASE-SKOGEN HOMES, INC	536.00	641.56	2,399	221,341.00	RES SINGLE FAMILY DWELLING
08/24/16	16 24237	3133 TSCHACHE	ROI, LLC	ROI LLC	553.00	667.06	1,985	229,589.00	RES SINGLE FAMILY DWELLING
08/25/16	16 23869	4481 SHADOWGLEN	WESTBROOK DEVELOPMENT LLC	ROSA CONSTRUCTION, INC	629.00	766.68	2,819	258,692.00	RES SINGLE FAMILY DWELLING
08/25/16	16 24230	1917 BOYLAN	EBBIGHAUSEN HOMES	EBBIGHAUSEN HOMES INC	828.00	921.68	3,714	338,759.00	RES SINGLE FAMILY DWELLING
08/25/16	16 24268	3381 S 26TH	VELOCITY DEVELOPMENT LLC	VELOCITY DEVELOPMENTS	556.00	679.58	1,930	227,068.00	RES SINGLE FAMILY DWELLING
08/26/16	16 23835	3634 LOLO	SKOGEN, ALLAN	CHASE-SKOGEN HOMES, INC	444.00	556.39	1,515	179,802.00	RES SINGLE FAMILY DWELLING
08/26/16	16 24171	5333 WESTMORLAND	DANIELS, TODD A & GWYN T	KILDAY & STRATTON INC	437.00	704.89	1,878	224,269.00	RES SINGLE FAMILY DWELLING
08/30/16	16 24002	1700 MEDICINE WHEEL	JONES, ZACHARY & SHANNON AGEE	E G CONSTRUCTION LLC	488.00	611.75	2,192	199,413.00	RES SINGLE FAMILY DWELLING
08/30/16	16 24183	1007 BOYLAN	COOK, THOMAS D	CONCEPT CONTRACTING	530.00	636.00	1,860	217,582.00	RES SINGLE FAMILY DWELLING
08/03/16	16 23895	5476 WESTMORLAND	THE LAKES AT VALLEY W BOZEMAN	SHANE COLLINS CONSTRUCTION INC	627.00	730.70	2,793	261,424.00	RES TOWNHOUSE (ATTACHED SFD)
08/03/16	16 23896	5468 WESTMORLAND	SHANE COLLINS CONSTRUCTION INC	SHANE COLLINS CONSTRUCTION INC	550.00	654.54	2,478	225,847.00	RES TOWNHOUSE (ATTACHED SFD)
08/03/16	16 23897	5494 WESTMORLAND	SHANE COLLINS CONSTRUCTION INC	SHANE COLLINS CONSTRUCTION INC	649.00	751.07	2,889	270,338.00	RES TOWNHOUSE (ATTACHED SFD)
08/03/16	16 23898	5488 WESTMORLAND	SHANE COLLINS CONSTRUCTION INC	SHANE COLLINS CONSTRUCTION INC	582.00	684.16	2,604	239,090.00	RES TOWNHOUSE (ATTACHED SFD)
08/03/16	16 23899	5454 WESTMORLAND	THE LAKES AT VALLEY W BOZEMAN	SHANE COLLINS CONSTRUCTION INC	574.00	676.75	2,570	235,886.00	RES TOWNHOUSE (ATTACHED SFD)
08/03/16	16 23900	5448 WESTMORLAND	THE LAKES AT VALLEY W BOZEMAN	SHANE COLLINS CONSTRUCTION INC	698.00	791.57	2,562	292,861.00	RES TOWNHOUSE (ATTACHED SFD)
08/03/16	16 24028	1019 N 12TH	PIERCE IRONWOOD LLC	IRONWOOD INC	478.00	558.61	1,622	192,928.00	RES TOWNHOUSE (ATTACHED SFD)
08/03/16	16 24029	1041 N 12TH	PIERCE IRONWOOD LLC	IRONWOOD INC	478.00	558.61	1,622	192,928.00	RES TOWNHOUSE (ATTACHED SFD)
08/23/16	16 23965	3115 SUMMER VIEW	VELOCITY DEVELOPMENT	VELOCITY DEVELOPMENTS	646.00	806.79	2,858	274,391.00	RES TOWNHOUSE (ATTACHED SFD)
08/23/16	16 23966	3119 SUMMER VIEW	VELOCITY DEVELOPMENT	VELOCITY DEVELOPMENTS	646.00	806.79	2,858	274,391.00	RES TOWNHOUSE (ATTACHED SFD)
08/24/16	16 24111	104 N CHURCH	503 MENDENHALL LLC	JDH CONSTRUCTION	1,841.00	2,445.91	8,079	745,315.00	RES 5+ UNITS
					27,020.50	33,301.84	113,910	11,177,279.00	
08/18/16	16 24129	503 E MENDENHALL	VELOCITY DEVELOPMENT LLC	VELOCITY DEVELOPMENTS	452.75	506.83	2,052	100,000.00	RES ADDITION
08/24/16	16 24196	1588 BOYLAN	GAUGLER, DANIEL C & KELLY Q	HIGH CALIBER HOMES	342.25	383.84	518	54,872.00	RES ADDITION
08/01/16	16 24197	512 N 4TH	WESTMORLAND	DOROTHY KELLY COOGAN	102.00	120.74	-	11,000.00	RES ALTERATION
08/03/16	16 23753	1133 HOLLY	CRAWFORD JR, DANIEL & JEANIE	SUNLIGHT CARPENTRY	79.50	120.75	1,100	8,000.00	RES ALTERATION
08/03/16	16 24280	450 CONCORD	DAVIS, BRETT MICHAEL	DAVIS, BRETT MICHAEL	177.00	115.05	-	21,000.00	RES ALTERATION
08/04/16	16 24110	204 W ARNOLD	MOLLER, ADAM M & DANIELLE Y	OWNER IS GENERAL	132.00	85.80	-	15,000.00	RES ALTERATION
08/04/16	16 24286	29 HOFFMAN	RANDOM PROPERTIES LLC	KC HANDYMAN	72.00	-	-	7,000.00	RES ALTERATION
08/05/16	16 24090	1410 S MONTANA	FISCHER, DOUGLAS & STEPHANIE	RAY MELLING CONSTRUCTION	240.25	237.91	630	39,000.00	RES ALTERATION
08/11/16	16 24165	503 LEXINGTON	BURT; PATRICIA GASTON, CHARLES	MURRAY BUILDERS LLC	177.00	159.74	175	21,000.00	RES ALTERATION
08/16/16	16 23908	4522 CASCADE	BOWMAN, ERIC & MOLLY	MITCHELL ROE CONSTRUCTION, INC	368.25	279.01	-	65,000.00	RES ALTERATION
08/17/16	16 24154	428 N CHURCH	LOURIE, STEPHANI A	MARC WEIDEMAN CONSTRUCTION INC	207.00	166.73	72	25,000.00	RES ALTERATION
08/18/16	16 23686	1119 S 5TH	ALPHA OMICRON PI SORORITY	REAMS ENTERPRISES	34.25	1,515.48	13,580	400,000.00	RES ALTERATION
08/22/16	16 24320	306 E STORY	MAJXNER, ROBERT J & SUSAN M	OWNER IS GENERAL	230.75	149.99	-	30,000.00	RES ALTERATION
08/24/16	16 24254	441 N 9TH	KLEESE; MICHAEL F, M CHRISTINE	KLEESE; MICHAEL F, M CHRISTINE	211.75	189.81	1,369	26,000.00	RES ALTERATION
08/15/16	16 24325	901 W LAMME	MASID, MARC	PORTER WORKS	57.00	-	-	5,000.00	RESIDENTIAL REROOF
08/17/16	16 24333	717 N BOZEMAN	POOL, CORDELL D & RONDA BURNS	POOL, CORDELL D & RONDA BURNS	57.00	-	-	5,000.00	RESIDENTIAL REROOF
08/22/16	16 24350	2411 MILKHOUSE	BALKOSKI, EDNA M & STEVEN JOHN	BALKOSKI, EDNA M & STEVEN JOHN	57.00	-	-	4,200.00	RESIDENTIAL REROOF
08/23/16	16 24352	725 S 7TH	GALLATIN MOTEL APARTMENTS LLC	GALLATIN MOTEL APARTMENTS LLC	42.00	-	-	3,000.00	RESIDENTIAL REROOF
08/01/16	16 24260	114 N YELLOWSTONE	WILKERSON, ROD & KATHY K	TUCKER BUILDERS, INC	177.00	115.05	-	-	WINDOW REPLACEMENT PERMIT
08/11/16	16 24236	318 S 9TH	OWKES, MARK & JEANMARIE	OWKES, MARK & JEANMARIE	26.75	17.39	-	500.00	WINDOW REPLACEMENT PERMIT
08/18/16	16 24326	819 S 6TH	WUNSCH, H ANDREW & MICHELE A	DLR CONSTRUCTION	49.50	32.18	-	3,550.00	WINDOW REPLACEMENT PERMIT
August 2016: 119 Permits; 51 New Housing Units: \$30,482,524.00 Valuation					3,293.00	4,196.30	19,496	844,122.00	
August 2015: 90 Permits; 34 New Housing Units: \$12,165,065.00 Valuation					65,137.00	102,019.53	318,067	30,482,524.00	

Month of August

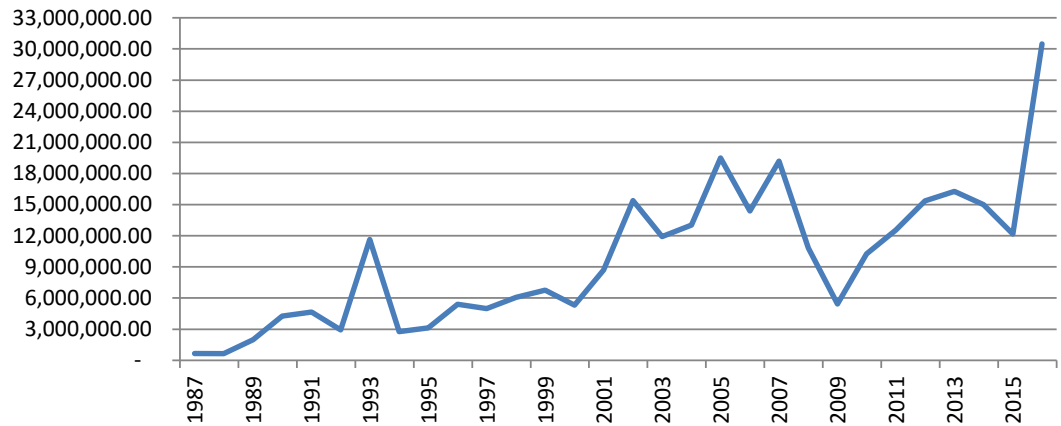
THIRTY YEAR BUILDING PERMIT COMPARISON

Aug-16	Housing		Fiscal YTD		
	Permits	Units	Valuation	Permits	Units
2016	119	51	30,482,524.00	239	101
2015	90	33	12,165,065.00	184	108
2014	122	34	15,009,284.00	279	286
2013	122	34	16,289,804.00	244	92
2012	175	30	15,362,972.00	369	58
2011	90	25	12,558,507.00	460	37
2010	73	16	10,248,390.00	321	28
2009	177	16	5,426,809.00	297	28
2008	111	30	10,821,826.00	275	56
2007	89	36	19,188,855.00	156	79
2006	100	59	14,379,734.00	169	109
2005	83	97	19,497,505.00	155	188
2004	86	104	13,043,140.00	164	193
2003	84	62	11,913,504.00	194	144
2002	112	76	15,389,799.00	198	139
2001	80	46	8,693,610.00	126	62
2000	72	31	5,322,933.00	146	47
1999	37	15	6,771,823.00	91	30
1998	81	48	6,078,321.00	142	89
1997	76	38	4,982,471.00	163	58
1996	94	60	5,389,655.00	170	106
1995	77	20	3,135,875.00	160	49
1994	38	16	2,775,018.00	86	91
1993	75	57	11,636,844.00	134	93
1992	3	18	2,934,925.00	40	33
1991	46	27	4,652,019.00	87	72
1990	39	17	4,253,683.00	57	24
1989	26	10	1,983,430.00	43	22
1988	16	5	647,080.00	30	8
1987	16	4	655,654.00	40	20

Thirty Year Building Permit Comparison



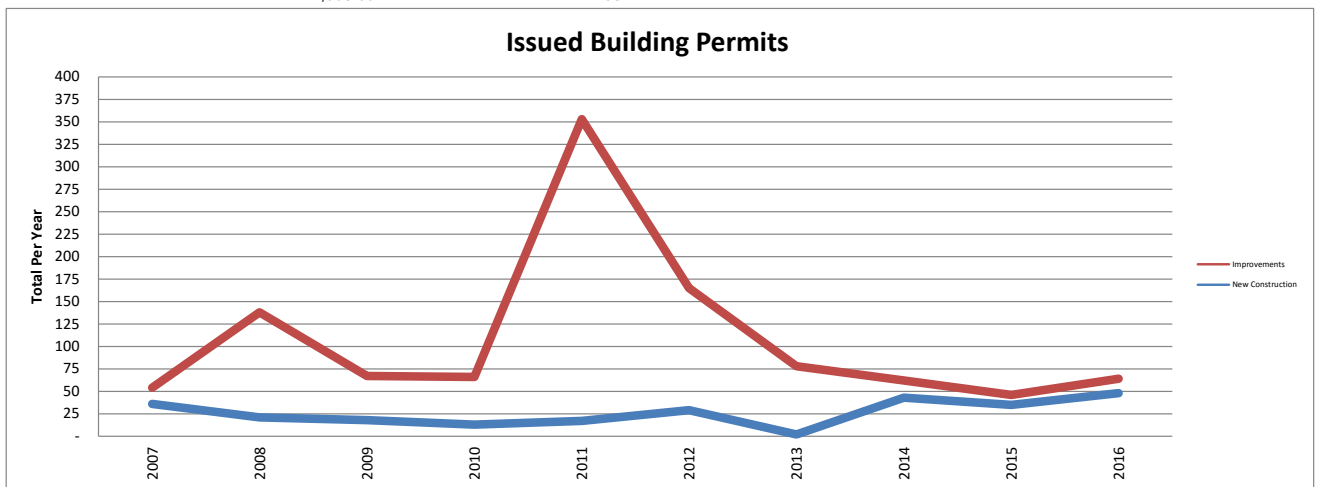
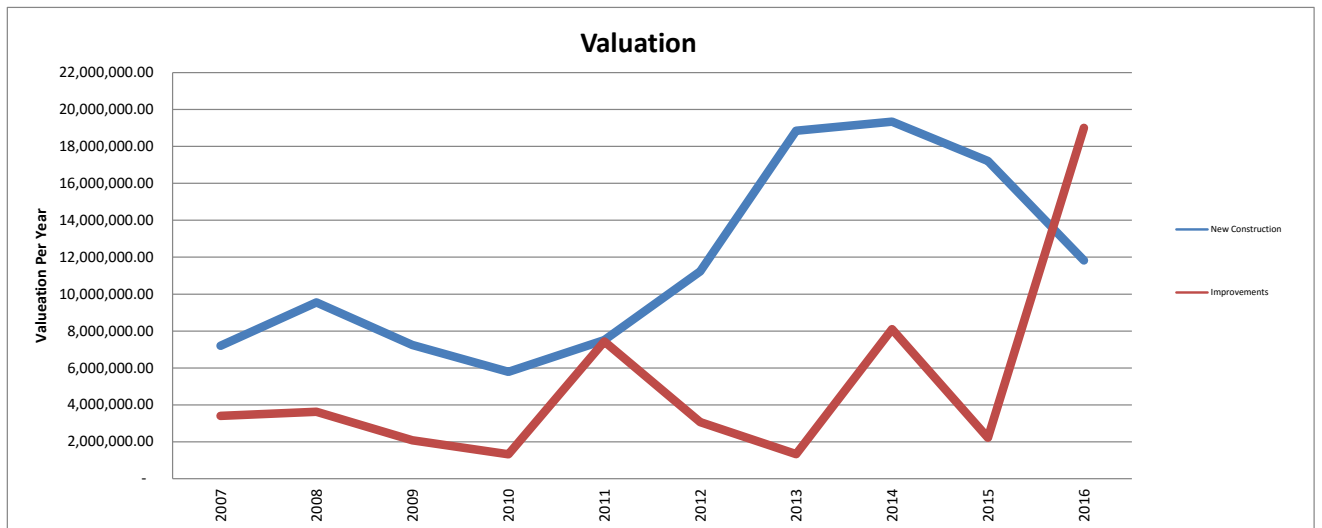
Valuations



**SINGLE MONTH COMPARISON FOR 10 YEAR BUILDING PERMITS
BUILDING DEPARTMENT -- CITY OF BOZEMAN**

	Aug-16		Aug-15		Aug-14		Aug-13		Aug-12	
	BP\U	Valuation	BP\U	Valuation	BP\U	Valuation	BP\U	Valuation	BP\U	Valuation
New Construction										
Single Family	33	7,502,790.00	22	5,426,793.00	25	5,596,583.00	34	8,479,476.00	24	5,719,850.00
Multi Family	1	745,315.00	1	486,387.00	5	3,196,037.00	4	4,213,174.00		
Duplex	1	745,315.00	1	384,619.00	4	1,531,155.00				
Townhomes	10	2,460,084.00	3	929,439.00	6	1,390,808.00			4	641,409.00
Commercial	1	247,500.00	4	2,363,520.00	2	2,427,762.00	2	1,255,921.00	1	1,151,150.00
Other	2	119,521.00	4	211,689.00	1	69,257.00	7	1,029,097.00		
SUB-TOTAL	48	11,820,525.00	35	9,802,447.00	43	14,211,602.00	2	11,236,740.00	29	7,512,409.00
Improvements										
Residential	21	844,122.00	18	804,210.00	22	1,098,178.00	45	617,833.00	107	1,152,503.00
Commercial	20	17,907,525.00	20	1,160,884.00	17	3,545,700.00	20	713,023.00	46	1,758,286.00
Fire Supression Systems	23	254,600.00	8	253,999.00	8	148,700.00	13	2,031.50		
Other									12	155,462.00
SUB-TOTAL	64	19,006,247.00	46	2,219,093.00	62	8,105,862.50	78	1,332,887.50	165	3,066,251.00
TOTAL PERMITS	112	30,826,772.00	81	12,021,540.00	64	19,342,602.50	80	12,569,627.50	194	10,578,660.00

	Aug-11		Aug-10		Aug-09		Aug-08		Aug-07	
	BP\U	Valuation	BP\U	Valuation	BP\U	Valuation	BP\U	Valuation	BP\U	Valuation
New Construction										
Single Family	14	3,540,936.00	12	3,330,798.00	6	1,256,302.00	8	1,874,224.00	20	4,440,411.00
Multi Family					1	255,945.00	1	651,649.00	1	771,673.00
Duplex							3	1,030,333.00	3	1,155,924.00
Townhomes	2	370,012.00			2	374,536.00	8	1,281,408.00	6	578,556.00
Commercial	1	1,878,267.00	1	3,914,605.00	9	7,427,754.00	1	2,361,974.00	5	8,838,188.00
Other					-	239,641.00			1	7,400.00
SUB-TOTAL	17	5,789,215.00	13	7,245,403.00	18	9,554,178.00	21	7,199,588.00	36	15,792,152.00
Improvements										
Residential	241	3,079,622.00	192	1,512,964.00	116	1,326,205.00	119	1,232,187.00	23	981,398.00
Commercial	100	4,084,112.00	35	1,865,226.00	24	1,902,503.00	15	2,347,586.00	19	2,188,819.00
Fire Supression Systems	5	141,700.00	5	18,243.00	4	32,989.00	3	36,465.00	7	215,062.00
Other	7	132,835.00	3	35,160.00	5	18,588.00	1	6,000.00	5	18,824.00
SUB-TOTAL	353	7,438,269.00	66	1,322,143.00	67	2,081,515.00	138	3,622,238.00	54	3,404,103.00
TOTAL PERMITS	370	13,227,484.00	92	8,221,489.00	97	11,785,480.00	159	10,821,826.00	90	19,196,255.00



IMPACT FEES CALENDAR YEAR 2016

MONTH	STREET	FIRE	WATER	WW	MONTHLY	YTD
January	133,563.01	11,057.84	59,535.64	39,011.27	243,167.76	243,167.76
February	530,604.99	17,671.46	474,498.20	142,742.68	1,165,517.33	1,408,685.09
March	375,788.74	39,261.97	160,380.58	103,767.43	679,198.72	2,087,883.81
April	183,246.50	25,738.95	189,994.00	160,031.37	559,010.82	2,767,082.53
May	303,012.85	21,391.96	164,671.78	90,813.95	579,890.54	3,346,973.07
June	351,438.64	40,663.05	219,337.38	131,115.00	742,554.07	4,089,527.14
July	298,933.54	21,793.02	156,157.11	85,256.47	562,140.14	4,651,667.28
August	319,594.92	40,382.83	179,245.47	91,553.83	630,777.05	5,282,444.33
September					-	
October					-	
November					-	
December					-	

BUILDING REVENUE, FISCAL YEAR 2017

MONTH	BUILDING	PLAN REVIEW	ELECTRIC	MECHANICAL/ PLUMBING	Fire Alarm/ Suppression	Penalty/ Other Fees	Monthly	FISCAL YTD
June 2017								
May 2017							-	
April 2017							-	
March 2017							-	
February 2017							-	
January 2017							-	
December 2016							-	
November 2016							-	
October 2016							-	
September 2016							-	
August 2016	60,139.32	46,860.48	12,220.45	10,666.95	2,187.50	1,123.50	133,198.20	313,125.79
July 2016	65,099.02	79,262.63	13,820.00	19,860.44	166.25	1,719.25	179,927.59	179,927.59

Figures are for August-16	Housing Starts			Remodels & Additions (includes fences, garages & reroofs)			
	Permits	Valuation	Sq Footage		#	Valuation	
Single Family Residence	33	7,502,790.00	75,571	Residential	21	844,122.00	
Duplex - 2 Units	1	349,569.00	3,300	Commercial	20	17,907,525.00	
Multi-Plex - 5 Units	1	745,315.00	8,079			COMMERCIAL STARTS	
Townhome	10	2,460,084.00	24,856		Bldgs	Valuation	
Other	2	119,521.00	2,104			Sq Footage	
Total New:	47	11,177,279	113,910	CITY	1	247,500.00	1,980
Total Fiscal Year:	100	25,873,100	259,826	Fiscal Total	5	782,856	7,050