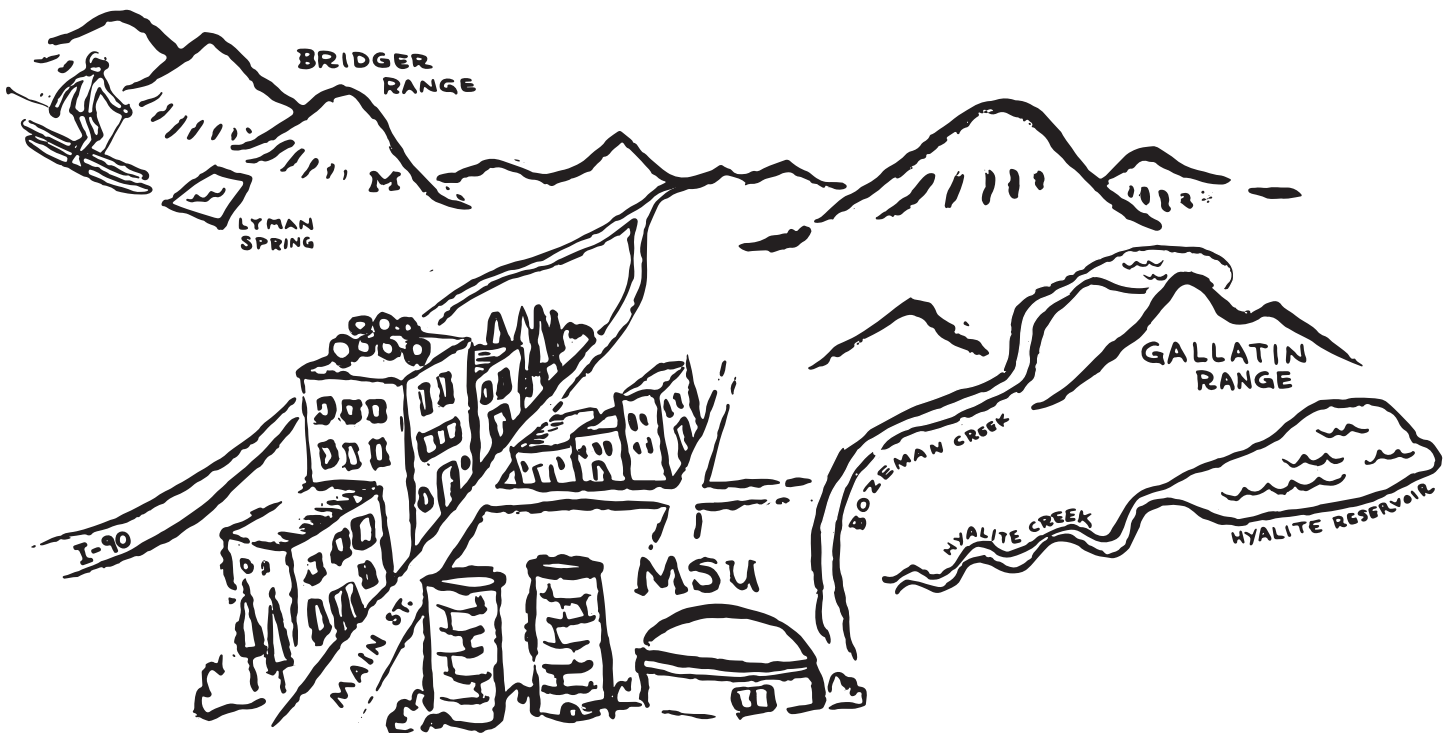


COLOR IN OUR COMMUNITY! THINK ABOUT WHERE OUR WATER COMES FROM!



KNOW YOUR SNOW

Look outside, up at the hills and mountains around Bozeman. Did you know the snow on those mountains will help you brush your teeth or have a water balloon battle this summer? All of Bozeman's water (for the whole year!) comes from something called snowpack.

What does snowpack mean? It's just a fancy word for snow that stays piled up in higher, colder areas, where it slowly melts over the spring and summer.

Bozeman needs all that piled-up snowpack. Two mountain ranges around Bozeman (see map above) collect the

water that melts from snowpack. If there is less snowpack in the mountains, there is less water for us to use. Don't worry, though. If that happens, there are lots of ways you and your family can help save the water we have. Visit www.bozemanwater.com for more information.

SNOW SCIENCE!



Snow is made of water. But how much water is actually in snow? Let's find out:

Here's what you'll need:

- Clear container, like a mason jar
- Dry erase marker
- Ruler
- Snow

Instructions:

1. Fill the jar with snow.
2. Mark two lines on the jar with the marker. One at

the top, where your snow is filled to, and one where you think it will be filled with water when the snow melts.

3. Bring the jar inside so your snow melts.
4. Use the ruler to measure the water line.

How much space did the snow take up in the jar? How about the water? Can you find the difference between the two?

Extra Credit: Do you think all snow has the same amount of water? Why or why not?

WATER SMART BOZEMAN WORD FIND


Find and circle these words in puzzle below.

- BOZEMAN SNOWPACK MOUNTAINS HYALITE
 BRIDGERS SNOW LIMITED SUPPLY DROUGHT
 PRECIPITATION SOURCE RESERVOIR RELIABLE
 WATERSMART CLIMATE CONSERVE FAUCET
 SHOWER SPRINKLER WATER

D R V Z F A U C E T Z K D A C
 X S H Y A L I T E D I C C L O
 X O K A F B O Z E M A N Q D N
 Y U X I G S P R I N K L E R S
 P R E C I P I T A T I O N O E
 F C W U C V U W S M M X G M R
 X E A R E S E R V O I R H L V
 R W T S H O W E R U D C S I E
 E Y E O W E O Q Z N R L U M M
 L B R I D G E R S T O I P I K
 I T S S S K N M W A U M P T W
 A P M O L N A P G I G A L E A
 B K A Y M B O K Q N H T Y D T
 L W R B C T P W H S T E T Y E
 E N T C N K S N O W P A C K R

FIND THE WAY!

FOLLOW THE SNOW FROM THE MOUNTAINS TO YOU.




KIDS ACTIVITY SHEETS

BROUGHT TO YOU BY THE CITY OF BOZEMAN WATER CONSERVATION DIVISION

WHAT DO YOU LOVE TO DO IN THE SNOW?

COLOR IN THESE FUN SNOW ACTIVITIES!



WHAT ELSE DO YOU LOVE TO DO IN THE SNOW? DRAW IT HERE!


BE A WATER SMART BOZEMAN KID!

- Turn off the tap while brushing your teeth.
- Remind your parents to take shorter showers.
- Quiz your family about Bozeman's water source.
- Tell your teacher about your snow science experiment.
- Ask a friend if they know what snowpack means.

For more information about Water Conservation, visit www.bozemanwater.com or call 406-582-3220.

CITY OF **BOZEMAN**
WATER CONSERVATION

DOING ONE THING MAKES A DIFFERENCE.
FIND OUT MORE AT BOZEMANWATER.COM



WHY SAVE WATER?

Did you know that we can't make more water? We get what we get, and we can't throw a fit. That means we need to be extra smart about how we use the water we have in Bozeman. There's a big word—conservation—that means saving a limited resource, like water. But you can also think of water conservation as being water smart.

There are hundreds of ways to get water smart—big ways, little ways, and fun ways—and you don't even have to go to school to learn them! Start by thinking about how you can use less water. (there are hints below!) Then, ask your family how your whole home can get water smart, too!

TIPS FOR CONSERVING WATER!




TIP #1 - TAKE SPEEDY SHOWERS

Challenge a sibling, parent, or friend to take five-minute-or-less showers. Just make sure you're still getting clean! The City of Bozeman has FREE five-minute shower timers to help. Ask your parents to pick one up at the City's Engineering office.*


TIP #2 - CLAIM A CUP

Pick one cup or water bottle that you can refill throughout the day. Bonus—fewer dishes to help wash!



TIP #3 - SEEK OUT LEAKS

Do you hear a drip, drip, drip anywhere in your house? Be a drip detective, then ask your parents if there are ways you can help fix leaks around the house. Visit the City of Bozeman Engineering Office with your parents to pick up a free Fix-A-Leak Kit to help fix leaks.*



TIP#4 - CAN YOU THINK OF ANOTHER WAY TO SAVE WATER? DRAW IT HERE!